

I hereby certify that the following Agenda was posted at least 72 hours prior to the time of the Board Meeting so noticed below, at the usual agenda posting location of the South Orange County Wastewater Authority [SOCWA] and at www.socwa.com.


Betty Burnett, General Manager
SOCWA and the Board of Directors thereof

AGENDA

*Regular Meeting of The
South Orange County Wastewater Authority
Board of Directors*

Thursday, June 1, 2017
8:30 a.m.

THE BOARD OF DIRECTORS MEETING ROOM IS LOCATED AT 34156 DEL OBISPO STREET, DANA POINT, CA. THE ROOM IS WHEELCHAIR ACCESSIBLE. IF YOU REQUIRE ANY SPECIAL DISABILITY RELATED ACCOMMODATIONS (I.E. ACCESS TO AN AMPLIFIED SOUND SYSTEM, ETC.), PLEASE CONTACT THE SOUTH ORANGE COUNTY WASTEWATER AUTHORITY’S SECRETARY’S OFFICE AT 949-234-5421 AT LEAST SEVENTY-TWO (72) HOURS PRIOR TO THE SCHEDULED MEETING. THIS AGENDA CAN BE OBTAINED IN ALTERNATE FORMAT UPON WRITTEN REQUEST TO THE SOUTH ORANGE COUNTY WASTEWATER AUTHORITY SECRETARY AT LEAST SEVENTY-TWO (72) HOURS PRIOR TO THE SCHEDULED MEETING.

AGENDA ATTACHMENTS AND OTHER WRITINGS THAT ARE DISCLOSABLE PUBLIC RECORDS DISTRIBUTED TO ALL, OR A MAJORITY OF, THE MEMBERS OF THE SOUTH ORANGE COUNTY WASTEWATER AUTHORITY BOARD OF DIRECTORS IN CONNECTION WITH A MATTER SUBJECT TO DISCUSSION OR CONSIDERATION AT AN OPEN MEETING OF THE BOARD OF DIRECTORS ARE AVAILABLE FOR PUBLIC INSPECTION IN THE AUTHORITY OFFICE, 34156 DEL OBISPO STREET, DANA POINT, CA (“AUTHORITY OFFICE”). IF SUCH WRITINGS ARE DISTRIBUTED TO MEMBERS OF THE BOARD OF DIRECTORS LESS THAN SEVENTY-TWO (72) HOURS PRIOR TO THE MEETING, THEY WILL BE AVAILABLE IN THE RECEPTION AREA OF THE AUTHORITY OFFICE AT THE SAME TIME AS THEY ARE DISTRIBUTED TO THE BOARD OF DIRECTORS, EXCEPT THAT, IF SUCH WRITINGS ARE DISTRIBUTED IMMEDIATELY PRIOR TO, OR DURING, THE MEETING, THEY WILL BE AVAILABLE IN THE BOARD OF DIRECTORS MEETING ROOM.

1. CALL MEETING TO ORDER

2. PLEDGE OF ALLEGIANCE

3. ORAL COMMUNICATIONS

A. Members of the public may address the board regarding an item on the agenda or may reserve this opportunity during the meeting at the time item is discussed by the board. There will be a three-minute limit for public comments.

4. CONSENT CALENDAR

A. Receive and File Minutes

Finance Committee Meeting February 28, 2017 1
Engineering Committee March 9, 2017 3
Engineering Committee April 13, 2017.....7

B. Financial Matters

ACTION The Board will be requested to receive and file April 2017 subject reports.

Summary of Disbursements April 2017 (Exhibit A).....	12
Schedule of Funds Available for Reinvestment (Exhibit B)	13
Schedule of Cash and Investments (Exhibit C)	14
Capital Projects Summaries (Exhibit D).....	15
Capital Projects Budget vs. Actual Graph – (Exhibit D1).....	16

Budget vs. Actual Expenses – Exhibits E1-E4

Operations & Maintenance and Environmental Safety Costs Summary (Exhibit E-1).....	17
Operations & Maintenance Budget vs. Actual Comparison by Project Committee (Exhibit E-1-A)	19
Budget vs. Actual Comparison – Residual Engineering (Exhibit E-2)	26
Budget vs. Actual Comparison - Administration (Exhibit E-3).....	27
Budget vs. Actual Comparison - Information Technology (IT) (Exhibit E-4)	28

C. Operational Reports

ACTION The Board will be requested to receive and file subject reports.

Monthly Operations Report – April 2017.....	31
Ocean Outfall Discharges.....	38
Beach/Ocean Monitoring Report	40
Recycled Water Report.....	61
Pretreatment Report	65

D. Capital Improvement Program

1) Capital Improvement Status Reports..... 68

ACTION The Board will be requested to receive and file subject reports.

E. Project Committee No. 15

1) Receive and File Minutes

ACTION The Board will be requested to receive and file Minutes.

Minutes – March 16, 2017	84
Minutes - April 5, 2017.....	86
Minutes – April 14, 2017	88
Minutes – April 26, 2017	90
Minutes – April 28, 2017	92
Minutes – May 4, 2017	94

F. Project Committee No. 17

1) Change Order – Pacific Hydrotech Construction Contract96

ACTION The PC17 Board will be requested to approve Change Orders 9 and 10 to the construction contract with Pacific Hydrotech for the Regional Treatment Plant Cogeneration and Switchgear Upgrade Project.

G. Election of Board of Director Officers100

ACTION: The Board of Directors elects Officers to serve the Authority during Fiscal Year 2017/2018.

H. General Manager’s Status Report.....101

ACTION The Board will review the General Manager’s Status Report:

- Board Questions
- Receive and file

5. GENERAL MANAGER’S REPORTS

A. Award of Contract – Tesco Controls, Inc [PC2].....103

ACTION: The Board will be requested to 1) approve a contract to Tesco Controls, Inc. for a total not to exceed \$74,945.00 for the Stormwater Pumping Station Engine Control Panel Replacement Project.

B. Request to Withdraw El Toro Water District [PC12].....105

ACTION: The Board will be requested to 1) Report of SOCWA Counsel Pat Giannone review, regarding withdraw request of ETWD, 2) If permitted in accordance with the Agreements of the parties, consider waiver of the 120-day written notice of withdraw, and 3) If permitted in accordance with Agreements of the parties, direct SOCWA staff as to a modification of the FY 2017-18 Budget (if approved on June 1, 2017), to redistribute \$16,780 in costs to other PC12 agencies.

C. Fiscal Year - 2016/17 Operating Expenses and Capital Expenditures Budget141

ACTION That the Board of Directors by separate motion and action approve the following items comprising the FY 2017/18 Budget, with Operating Expenses and Capital Expenditures as proposed.

1. Approval of the FY 2017/18 Administration Budget (inclusive of project committee administration expenses, residual engineering and IT) and authorize the General Manager to expend up to and not more than the total budget funds per the purchasing and/or emergency services policy; funding in excess of the authorized budget requires additional Board action;

2. Approval of the FY 2017/18 General Fund Budget and authorize the General Manager to expend up to and not more than the total budget funds per the purchasing and/or emergency services policy; funding in excess of the authorized budget requires additional Board action;
3. Approval of the Project Committee (“PC”) 2 Operations and Maintenance Budget (inclusive of Environmental Compliance, Safety and IT) as proposed and PC 2 Capital Expenditures Budget (inclusive of large capital, non-capital engineering and small capital) and authorize the General Manager to expend up to and not more than the total budget funds per the purchasing and/or emergency services policy; funding in excess of the authorized budget requires additional Board action;
4. Approval of the Project Committee (“PC”) 17 Operations and Maintenance Budget (inclusive of Environmental Compliance, Safety and IT) and PC 17 Capital Expenditures Budget (inclusive of large capital, non-capital engineering and small capital) and authorize the General Manager to expend up to and not more than the total budget funds per the purchasing and/or emergency services policy; funding in excess of the authorized budget requires additional Board action;
5. Approval of the Project Committee (“PC”) 15 Operations and Maintenance Budget (inclusive of Environmental Compliance, Safety and IT) and PC 15 Capital Expenditures Budget (inclusive of large capital, non-capital engineering and small capital) and authorize the General Manager to expend up to and not more than the total budget funds per the purchasing and/or emergency services policy; funding in excess of the authorized budget requires additional Board action;
6. Approval of the Project Committee (“PC”) 5 Operations and Maintenance Budget (inclusive of Environmental Compliance, Safety and IT) and PC 5 Capital Expenditures Budget (inclusive of large capital and non-capital engineering) and authorize the General Manager to expend up to and not more than the total budget funds per the purchasing and/or emergency services policy; funding in excess of the authorized budget requires additional Board action;
7. Approval of the Project Committee (“PC”) 24 Operations and Maintenance Budget (inclusive of Environmental Compliance, Safety and IT) and PC 24 Capital Expenditures Budget (inclusive of large capital and non-capital engineering) and authorize the General Manager to expend up to and not more than the total budget funds per the purchasing and/or emergency services policy; funding in excess of the authorized budget requires additional Board action;
8. Approval of the Project Committee (“PC”) 21 (ETM) Operations and Maintenance Budget and PC 21 Capital Expenditures Budget (inclusive of large capital and non-capital engineering) and authorize the General Manager to expend up to and not more than the total budget funds per the purchasing and/or emergency services policy; funding in excess of the authorized budget requires additional Board action;

9. Approval of the Project Committee ("PC") 8 (Pretreatment) Operations and Maintenance Budget (inclusive of Environmental Compliance and Safety) and authorize the General Manager to expend up to and not more than the total budget funds per the purchasing and/or emergency services policy; funding in excess of the authorized budget requires additional Board action;
10. Approval of the Project Committee ("PC") 2SO (PC12) Operations and Maintenance Budget (inclusive of Environmental Compliance, Safety and IT) and authorize the General Manager to expend up to and not more than the total budget funds per the purchasing and/or emergency services policy; funding in excess of the authorized budget requires additional Board action. Authorization includes the redistribution of the costs of PC 2SO (PC 12) among the member agencies if the withdraw of El Toro Water District from O&M expenses is approved as requested (which may take place in FY 2017-18);
11. Further, the Board directs the staff to prepare and distribute a final printed budget consistent with the changes presented.

D. Award of Contract – Bird Rock Systems [PC15]144

ACTION: The Board will be requested to approve a contract to Bird Rock Systems, Inc. for a total not to exceed \$89,526.08 contingent upon approval of the FY17-18 Capital Budget for PC15.

6. CLOSED SESSION

- A. Closed Session will be conducted under Government Code Section 54956.9 for the following purpose:

POTENTIAL LITIGATION – IN 1 MATTER – PERS Matter Update from Counsel Linda Daube

Pursuant to Government Code Section 54956.9 a Closed Session will be conducted to confer with legal counsel RE: potential litigation in 1 matter.

- B. Conference with SOCWA Labor Negotiator – Closed Session.

In Preparation for 2017 Employee MOU Renewal a Closed Session will be conducted in accordance with Government Code Section 54957.6.

Conference with SOCWA Negotiator - Betty Burnett, GM
Employee Organization – SOCWA Employee Association

7. OTHER MATTERS

- A. Open discussion or items received too late to be agendized.

Note: Determine the need to take action on the following item(s) introduced by the General Manager which arose subsequent to the agenda being posted.

[Adoption of this action requires a two-thirds vote of the Board, or if less than two-thirds are present an unanimous vote.]

8. ADJOURNMENT

THE NEXT REGULAR SOCWA BOARD MEETING WILL HELD ON
AUGUST 3, 2017 AT 8:30 A.M.

**MINUTES OF SPECIAL MEETING
OF THE
SOUTH ORANGE COUNTY WASTEWATER AUTHORITY**

Finance Committee

February 28, 2017

The Special Meeting of the South Orange County Wastewater Authority (SOCWA) Finance Committee Meeting was held on Tuesday, February 28, 2017 at 10:30 a.m. at their Administrative Offices located at 34156 Del Obispo Street, Dana Point, California. The following members of the Finance Committee were present:

DENNIS ERDMAN	South Coast Water District
RAY MILLER	City of San Juan Capistrano
MATT COLLINGS	Moulton Niguel Water District
TONI ISEMAN	City of Laguna Beach
FRED ADJARIAN	El Toro Water District

Absent:

DAN FERONS	Santa Margarita Water District
------------	--------------------------------

Staff Present:

BETTY BURNETT	General Manager/Secretary
MARY CAREY	Finance Controller
KEVIN ZABAT	Senior Accountant
TERI NOSON	Executive Assistant/Clerk of the Board
JIM BURROR	Director of Operations
BRENNON FLAHIVE	Director of Environmental Compliance
AMBER BAYLOR	Environmental Compliance Specialist

Also Present:

ERICA CASTILLO	Santa Margarita Water District
GARY MORISHITA	Santa Margarita Water District
NEELY SHAHBAKHTI	El Toro Water District
CAROLYN RATHBONE	South Coast Water District

Chairman Erdman called the meeting to order at 10:30 a.m. and welcomed everyone present.

Public Comments

There were no public comments.

Approval of Minutes

ACTION TAKEN

Motion was made by Director Miller and seconded by Director Adjarian to approve the December 7, 2016, meeting minutes.

Motion carried:	Aye 5; Nay 0; Abstain 0; Absent 1
	Director Collings Aye
	Director Erdman Aye
	Director Miller Aye
	Director Ferons Absent
	Director Iseman Aye
	Director Adjarian Aye

Approval of Financial Matters

ACTION TAKEN

Motion was made by Director Collings and seconded by Director Miller to approve the Summary of Disbursements in the amount of \$1,488,797 for the period of January 1, 2017 through January 31, 2017, and to receive and file the January 31, 2017, Financial Reports.

Motion carried:	Aye 5; Nay 0; Abstain 0; Absent 1
	Director Collings Aye
	Director Erdman Aye
	Director Miller Aye
	Director Ferons Absent
	Director Iseman Aye
	Director Adjarian Aye

Adjournment

There being no further business, Chairman Erdman adjourned the meeting at 12:00 p.m.

I HEREBY CERTIFY that the foregoing Minutes are a true and accurate copy of the Minutes of Special Meeting of the South Orange County Wastewater Authority Finance Committee of February 28, 2017, and approved and ratified by the Board of Directors of the South Orange County Wastewater Authority.

Betty Burnett, General Manager/Secretary
SOUTH ORANGE COUNTY WASTEWATER AUTHORITY

**MINUTES OF REGULAR MEETING
OF THE
SOUTH ORANGE COUNTY WASTEWATER AUTHORITY
Engineering Committee**

March 9, 2017

The Regular Meeting of the South Orange County Wastewater Authority (SOCWA) Engineering Committee was held on Thursday, March 9, 2017, at 8:30 a.m. at their Administrative Offices located at 34156 Del Obispo Street, Dana Point, California. The following members were present:

MATT COLLINGS
DON BUNTS
RICK SHINTAKU
DAVID SHISSLER
KEVIN BURTON
MIKE MARQUIS
DENNIS CAFFERTY

Moulton Niguel Water District [exit 9:16 a.m.]
Santa Margarita Water District
South Coast Water District [arrival 8:34 a.m.]
City of Laguna Beach [exit 9:16 a.m.]
Irvine Ranch Water District [exit 9:16 a.m.]
City of San Juan Capistrano
El Toro Water District [exit 9:16 a.m.]

Absent:

HECTOR RUIZ
DAVE REBENSORF
MICHAEL DUNBAR

Trabuco Canyon Water District
City of San Clemente
Emerald Bay Service District

Staff present:

BRIAN PECK
JASON MANNING
RONI YOUNG-GRANT
JIM BURROR
BRENNON FLAHIVE
AMBER BAYLOR
JEANETTE COTINOLA

Director of Engineering
Senior Engineer
Associate Engineer
Director of Operations
Director of Environmental Compliance [exit 8:58 a.m.]
Environmental Specialist [exit 8:58 a.m.]
Procurement/Contracts Administrator

Also Present:

ROD WOODS

Moulton Niguel Water District [exit 9:16 a.m.]

Mr. Peck called the meeting to order at 8:32 a.m. and welcomed everyone present.

Public Comments

Mr. Peck asked if members of the public desired to address the Engineering Committee or desired to reserve addressing the Engineering Committee during the meeting regarding any item on the Agenda.

No comments were received.

Review/Approval of Meeting Minutes

ACTION TAKEN

Motion was made by Mr. Bunts and seconded by Mr. Shissler to approve the February 9, 2017, Engineering Committee Meeting minutes as submitted.

Motion carried: Aye 7; Nay 0; Abstain 0; Absent 3

Michael Dunbar	Absent
Kevin Burton	Aye
Rick Shintaku	Aye
Mike Marquis	Aye
Dave Rebensdorf	Absent
Don Bunts	Aye
Hector Ruiz	Absent
Dennis Cafferty	Aye
David Shissler	Aye
Matt Collings	Aye

Operations Report

DISCUSSION:

There was no Operations Report presented for this meeting.

ACTION TAKEN:

No action taken at this time.

**Review of Process for Project Committee 2 Cost Allocation
(Project Committee 2)**

DISCUSSION:

Mr. Flahive reviewed the methodology being used for the allocation of operational costs for Project Committee 2. Discussion ensued.

ACTION TAKEN:

This item was presented for information only.

Request to Add R.C. Foster to SOCWA Select List of General Contractors

DISCUSSION:

Mr. Peck presented a request by R.C. Foster to be added to the SOCWA select list of general contractors. Mr. Peck summarized the Statement of Qualifications (SOQ) submitted by R.C. Foster. It was noted the R.C. Foster had negligible wastewater treatment experience; however, R.C. Foster had extensive experience in water and wastewater infrastructure. Mr. Peck discussed R.C. Foster's past work with the Irvine Ranch Water District (IRWD) and the Trabuco Canyon Water District (TCWD). Mr. Collings commented on Foster's past work for the Moulton Niguel Water District (MNWD). Discussion ensued.

Mr. Peck noted that SOCWA saw value in expanding the select list of general contractors. The present members of the SOCWA Engineering Committee agreed to addition of R.C. Foster to the select list of general contractors with the proviso that SOCWA exercise judgement with regard to which projects R.C. Foster would be invited to bid upon.

ACTION TAKEN:

The members of the Engineering Committee agreed to the addition of R.C. Foster to the SOCWA select list of general contractors.

**Capital Improvement Budget ‘17/’18 Review
(Project Committees 2, 5, 15, 17, 21, and 24)**

DISCUSSION:

Mr. Peck noted that the individual project committee capital budgets had been presented over the prior three Engineering Committee meetings. Mr. Peck noted that there had been relatively few changes in these budgets. Mr. Peck presented the comprehensive capital improvement budget for SOCWA for Fiscal Year ‘17/’18. The budget for Fiscal Year ‘18/’19 has also been submitted, but Mr. Peck noted that the second year may vary as the Package B project at the Latham Plant and the Facility Improvements project at the Coastal Plant maybe further discussed. Mr. Peck also note the distribution of the capital budget portion of the Finance Department’s overall Budget book should be distributed shortly.

ACTION TAKEN:

The members of the Engineering Committee are to forward any questions regarding the Capital Improvement Budget ‘17/’18 to Mr. Peck and SOCWA staff.

**Coastal Treatment Plant Access Road Repair Status Report
(Project Committees 15 and 21)**

DISCUSSION:

Mr. Peck indicated that the emergency CEQA document had been issued for comment. The bidding documents are scheduled to be released to three contractors during the week of March 13, 2017. Dudek has filed applications for emergency permits with the Coastal Commission and the resource agencies.

ACTION TAKEN:

No action necessary at this time.

**Regional Treatment Plant Switchgear and Cogeneration Upgrade Construction Project
Update (Project Committee 17)**

DISCUSSION:

Mr. Peck and Mr. Manning reported on the status of the Regional Treatment Plant Switchgear and Co-Generation Upgrade Project. Pacific Hydrotech is proceeding with the work but there is a potential delay due to the inability of Southern California Edison in completing the installation of the new transformer. SOCWA staff is in contact with both the SCE planner and the SCE account representative to get resolution on this work item.

Mr. Peck noted that there were two change orders in development by Pacific Hydrotech regarding the installation of plating over open trenches and additional demolition work in the Energy Building.

ACTION TAKEN:

No action at this time.

**Regional Treatment Plant Secondary Process Electrical System Improvements
Final Design Proposal Review (Project Committee 17)**

DISCUSSION:

Mr. Peck reviewed the scope for the Secondary Electrical System Improvements project. Mr. Peck noted that the project was a Project Committee 17 Liquids project so that the MNWD was the financially impacted firm. Requests for Proposals (RFP’s) were sent to Carollo Engineers, Hazen & Sawyer, and Lee & Ro based on their work on electrical systems at the Regional Treatment Plant over the past five years. A single proposal was received from Lee & Ro. The remaining firms declined to propose. The non-submitting firms felt that Lee & Ro had an insurmountable advantage as that firm had completed the preliminary design report. SOCWA staff reviewed the scope, hours and fees in the Lee & Ro proposal; SOCWA staff was

satisfied that the proposal was in line with the proposed work. MNWD staff concurred with a recommendation to award the contract to Lee & Ro.

ACTION TAKEN:

The Engineering Committee recommended the award of the contract to Lee & Ro for the RTP Secondary Process Electrical System Improvements Final Design.

Adjournment

There being no further business, Mr. Peck adjourned the meeting at 9:18 a.m.

I HEREBY CERTIFY that the foregoing Minutes are a true and accurate copy of the Minutes of the Regular Engineering Meeting of the South Orange County Wastewater Authority Engineering Committee of March 9, 2017, and approved by the Board of Directors of the South Orange County Wastewater Authority.

Betty Burnett, General Manager/Secretary
SOUTH ORANGE COUNTY WASTEWATER AUTHORITY

**MINUTES OF REGULAR MEETING
OF THE
SOUTH ORANGE COUNTY WASTEWATER AUTHORITY**

Engineering Committee

April 13, 2017

The Regular Meeting of the South Orange County Wastewater Authority (SOCWA) Engineering Committee was held on Thursday, April 13, 2017, at 8:30 a.m. at their Administrative Offices located at 34156 Del Obispo Street, Dana Point, California. The following members were present:

MATT COLLINGS	Moulton Niguel Water District [exit 9:40 a.m.]
DON BUNTS	Santa Margarita Water District [arrival 8:34 a.m.]
RICK SHINTAKU	South Coast Water District
ERIC BAUMAN	City of San Juan Capistrano

Absent:

HECTOR RUIZ	Trabuco Canyon Water District
DAVE REBENS DORF	City of San Clemente
MICHAEL DUNBAR	Emerald Bay Service District
DAVID SHISSLER	City of Laguna Beach
KEVIN BURTON	Irvine Ranch Water District
DENNIS CAFFERTY	El Toro Water District

Staff present:

BRIAN PECK	Director of Engineering
JASON MANNING	Senior Engineer
RONI YOUNG-GRANT	Associate Engineer
JIM BURROR	Director of Operations
JEANETTE COTINOLA	Procurement/Contracts Administrator

Also Present:

ROD WOODS	Moulton Niguel Water District
MIKE MARQUIS	City of San Juan Capistrano
JOHN FORGETTE	CorTech Engineering
DENNIS ERDMAN	South Coast Water District (Board of Directors)

Mr. Peck called the meeting to order at 8:32 a.m. and welcomed everyone present.

Public Comments

Mr. Peck asked if members of the public desired to address the Engineering Committee or desired to reserve addressing the Engineering Committee during the meeting regarding any item on the Agenda.

No comments were received.

Review/Approval of Meeting Minutes

ACTION TAKEN:

Action was not taken on the Engineering Committee Meeting minutes due to a lack of quorum.

Operations Report

DISCUSSION:

There was no Operations Report presented for this meeting.

ACTION TAKEN:

No action taken at this time.

**Capital Improvement Budget '17/'18 Review
(Project Committees 2, 5, 15, 17, 21, and 24)**

DISCUSSION:

Mr. Peck asked if there were any comments on the proposed Fiscal Year 2017/2018 Capital Improvements Budget. Discussion ensued. No substantive comments were received.

ACTION TAKEN:

No action at this time. The overall Fiscal Year 2017/2018 Capital Improvements Budget will be presented at the May 4, 2017, Board of Directors Workshop.

**Coastal Treatment Plant Access Road Repair Status Report
(Project Committees 15 and 21)**

DISCUSSION:

Mr. Peck noted that a preliminary conversation with the emergency permit reviewer for the Regional Water Quality Control Board staff indicated that they did not feel the situation merited an emergency permit. SOCWA proposed removing the work at the Coastal Treatment Plant site. SOCWA staff is waiting for feedback from Dudek regarding the ongoing discussions with the regulatory agencies.

ACTION TAKEN:

No action necessary at this time.

**Regional Treatment Plant Switchgear and Cogeneration Upgrade Construction Project
Update (Project Committee 17)**

DISCUSSION:

Mr. Manning reported on the status of the Regional Treatment Plant Switchgear and Co-Generation Upgrade Project. The Southern California Edison (SCE) completed the installation of the new transformer. Pacific Hydrotech is proceeding with the work on track for a September completion. Mr. Manning noted that SOCWA staff, Butier Engineering and Pacific Hydrotech were negotiating two change orders. These should be presented at the May Engineering Committee Meeting.

ACTION TAKEN:

No action at this time.

**Regional Treatment Plant Miscellaneous Improvements 2016 Construction Project
Update [Project Committee 17]**

DISCUSSION:

Mr. Manning noted that Pacific Hydrotech had completed the work on the water quality instrumentation and was approximately 50% completed with the recoating of the digester domes. Work has begun on the modification of the access road bridge and the installation of the new gate.

Mr. Manning presented Change Order Request No. 1 for the project. Change Order No. 1 involves the replacement and installation of 33 hanger assemblies on piping supported from the bottom of the access road bridge. The replacement was recommended based on the visual

inspection that became possible after the beginning of construction. The proposed cost for Change Order No.1 is \$13,383.74.

ACTION TAKEN:

The present Project Committee No. 17 members recommended Change Order No. 1 to the construction contract with Pacific Hydrotech for the Regional Treatment Plant Miscellaneous Improvements 2016 for action by the Board of Directors.

Coastal Treatment Plant Miscellaneous Improvements 2017 Construction Bid Review [Project Committee 15]

DISCUSSION:

Ms. Young indicated that the Coastal Treatment Plant (CTP) Miscellaneous Improvements 2017 Project includes the following key elements:

1. Addition of a new Export Sludge pump and grinder
2. Replacement of grit tanks knife gate valves
3. Grating and rebate replacement and concrete repair between the east aeration tanks and secondary sedimentation tanks
4. Sodium Hypochlorite pump replacement and sodium hydroxide system heat tracing and insulation
5. AWT filter supply and backwash pumps replacement

Bids were received from the following four companies:

- Gateway Pacific
- Olsson Construction
- Pacific Hydrotech
- Pascal & Ludwig

The apparent low bidder is Olsson Construction. Ms. Young identified two areas of concern with the bid:

- The pricing for the Export Sludge Pump was high. After discussion with the contractor and the supplier a reduction of over \$50,000 was offered without reducing the scope of work
- The AWT work was over budget (although in line with the design cost estimate by Dudek). This item has been reviewed with South Coast Water District staff.

Discussion ensued. Mr Shintaku indicated that SCWD supports the award of the project to Olsson Construction. Mr. Collings indicated that the Moulton Niguel Water District did not support the award of contract based on MNWD's stance that the Project Committee 15 Capital budget was not approved for the current fiscal year.

ACTION TAKEN:

Mr. Peck noted that two of the PC 15 members are not in attendance. Mr. Peck will follow-up with the representatives from the City of Laguna Beach and the Emerald Bay Service District.

J. B. Latham Treatment Plant Dewatering and Digestion System Condition Assessment Proposal Review (Project Committee 2)

DISCUSSION:

Mr. Manning reviewed the scope for the J. B. Latham Treatment Plant Dewatering and Digestion System Condition Assessment project. Proposals were received from Carollo

Engineers, Hazen & Sawyer, and Lee & Ro. Mr. Manning reviewed the proposals. Discussion ensued. Questions were raised regarding the high hourly rates for Carollo. Mr. Peck noted that Carollo's approach appeared to be using more experienced staff members over a shorter duration. SOCWA staff and the Project Committee 2 Engineering Committee agreed on the selection of Carollo Engineers based on project understanding with an emphasis that their prior work on the digestion heating system at the Latham Plant provided them with experience.

ACTION TAKEN:

The Project Committee 2 Engineering Committee recommended the award of the contract to Carollo Engineers for the J. B. Latham Treatment Plant Dewatering and Digestion System Condition Assessment project.

J. B. Latham Treatment Plant Facility Upgrade Package B Review (Project Committee 2)

DISCUSSION:

Mr. Peck reviewed a PowerPoint presentation regarding the current status of the Package 'B' project. Discussion ensued.

Mr. Peck indicated that the next steps in the process were the following:

- Finalize Scope Package 'B' and Retain Design Firm
 - Divide Package 'B'
 - Retaining Design Services
- Exploration of Capacity Ownership; Standby Charges
- Evaluation of Wet Weather Design
- Plant Scale Solids Study

ACTION TAKEN:

No action necessary at this time.

Adjournment

There being no further business, Mr. Peck adjourned the meeting at 10:02 a.m.

I HEREBY CERTIFY that the foregoing Minutes are a true and accurate copy of the Minutes of the Regular Engineering Meeting of the South Orange County Wastewater Authority Engineering Committee of April 13, 2017, and approved by the Board of Directors of the South Orange County Wastewater Authority.

Betty Burnett, General Manager/Secretary
SOUTH ORANGE COUNTY WASTEWATER AUTHORITY

Agenda Item

Legal Counsel Review: N/A

Meeting Date: June 1, 2017

TO: Board of Directors
FROM: Betty Burnett, General Manager
STAFF CONTACT: Mary Carey, Finance Controller
SUBJECT: Approval of Financial Matters – April 2017

Summary/Discussion

The following selected financial reports are routinely provided to the Finance Committee and monthly to the Board of Directors. This information is presented, including the Monthly Financial Report, to the Finance Committee and could include a request for the Board to approve recommendations of the Finance Committee. The reports included are as follows:

- a) Summary of Disbursements April 2017 (Exhibit A)
- b) Schedule of Funds Available for Reinvestment (Exhibit B)
- c) Schedule of Cash and Investments (Exhibit C)
- d) Capital Projects Summaries (Exhibit D)
 - Capital Projects Budget vs. Actual – Graph (Exhibit D-1)
- e) Budget vs. Actual Expenses:
 - Operations & Maintenance and Environmental Safety Costs Summary (Exhibit E-1)
 - Operations & Maintenance Budget vs. Actual Comparison by Project Committee (Exhibit E-1-A)
 - Budget vs. Actual Comparison – Residual Engineering (Exhibit E-2)
 - Budget vs. Actual Comparison - Administration (Exhibit E-3)
 - Budget vs. Actual Comparison - Information Technology (IT) (Exhibit E-4)

Fiscal impact

During the month of April 2016, disbursements totaled \$1,676,414 and are summarized in the attached Exhibit A. The attached Exhibits B, C, D and E are informational reports only.

Recommendation

Staff recommends and the Finance Committee recommends to the Board of Directors:

- 1) Ratify the Summary of Disbursements for the period from April 1, 2016 through April 30, 2016 (attached as Exhibit A).
- 2) Receive and file the following as information items:
 - Summary of Disbursements April 2017 (Exhibit A)
 - Schedule of Funds Available for Reinvestment (Exhibit B)
 - Schedule of Cash and Investments (Exhibit C)
 - Capital Projects Summaries (Exhibit D)
 - Capital Projects Budget vs. Actual – Graph (Exhibit D-1)
 - Operations & Maintenance and Environmental Safety Costs Summary (Exhibit E-1)
 - Operations & Maintenance Budget vs. Actual Comparison by Project Committee (Exhibit E-1-A)
 - Budget vs. Actual Comparison – Residual Engineering (Exhibit E-2)
 - Budget vs. Actual Comparison - Administration (Exhibit E-3)
 - Budget vs. Actual Comparison - Information Technology (IT) (Exhibit E-4)
- 3) PC15/PCA AWT to approve over budget expenditures in the amount of \$4,185 – Exhibit E-1-A, page 2.

Exhibit A

South Orange County Wastewater Authority
Summary of Disbursements for Month of April 2017
Staff Recommendation of Fiscal Matters

	Actual
General Fund	(\$352,146)
PC 2 - Jay B. Latham Plant	(498,984)
PC 3 - SOCWA Plant/PCA AWT	0
PC 5 - San Juan Creek Ocean Outfall	(10,573)
PC 8 - Pretreatment Program	(6,514)
PC 12 SO - Water Reclamation Permits	(16)
PC 15 - Coastal Treatment Plant/AWT	(233,447)
PC 17 - Joint Regional Wastewater Reclamation	(565,418)
PC 21 - Effluent Transmission Main	(201)
PC 24 - Aliso Creek Ocean Outfall	(9,115)
Total	(\$1,676,414)

**SOUTH ORANGE COUNTY WASTEWATER AUTHORITY
SCHEDULE OF FUNDS AVAILABLE FOR REINVESTMENT**

as of April 30, 2017

CASH IN BANK: (BEGINNING BAL.)	\$	2,002,426
L.A.I.F. FUNDS: (BEGINNING BAL.)		9,062,821
DEPOSITS, TRANSFERS & ADJUSTMENTS:		2,472,163
FUND REQUIREMENTS:		
BILLS FOR CONSIDERATION		<u>(1,676,414)</u>
	\$	<u>11,860,996</u>

In accordance with Government Code 53646(c), since all funds are placed in the State LAIF, staff has included in the Financial Packet, the most current statement from the State LAIF, in lieu of the report required by Government Code 53646(b)(1).

In accordance with requirements of the Government Code and the "SOCWA Investment Policy", I hereby certify that:

- 1). All investment actions executed since the last report have been made in full compliance with the Investment Policy.
- 2). SOCWA does not have sufficient funds currently on hand to meet its expenditure obligations for the next six months (see note) due to the fact that SOCWA bills and receives operational funds on a quarterly basis only.

Betty Burnett
General Manager

Note: Operational funds are collected on a quarterly basis at the beginning of the quarter. Capital funds are collected on a quarterly basis in connection with projected needs. Member agencies have pledged to have funds available to meet all obligations.

South Orange County Wastewater Authority
Schedule of Cash and Investments
as of April 30, 2017

MVA	\$ 2,457,409	(A)
A/P Checking	872,276	(B)
Payroll Checking	338,242	(C)
State LAIF	8,193,069	(D)
Total Cash in Bank	11,860,996	
Petty Cash	1,600	(E)
Total Operating Cash	11,862,596	
OPEB Trust	4,100,203	(F)
Total Cash and Investments	\$ 15,962,799	

Notes:

- (A) Interest bearing account; all cash receipts are deposited in this account.
- (B) Accounts Payable Checks are drawn against this account; money is transferred to this account from the LAIF account.
- (C) Payroll including payroll taxes and related liabilities are drawn against this account; money is transferred to this account from the LAIF account.
- (D) LAIF balance.
- (E) Cash on hand with GM's office and held by Chief Operators at each Treatment facility.
- (F) OPEB Trust Fund; these funds can only be used for Retiree health benefits.

A Presentation on Cash by Member Agency, Project Committee and Capital is on the meeting's agenda.

**South Orange County Wastewater Authority
Capital Projects Summaries
as of
April 30, 2017**

FY 2016-17 Budget vs. Actual Spending							
Description	Capital Budget	Fiscal Year Spending	(Over)/ Under Budget	% Expended	Member Agency Billed	Member Agency Collected	Past Due Amount
PC 2-JB Latham	5,211,980	1,596,521	3,615,459	30.6%	4,647,089	4,318,206	328,883 (1)
PC 3A	-	356,324	(356,324)		-	-	- (2)
PC 5-San Juan Creek Outfall	414,437	19,410	395,027	4.7%	151,160	142,349	8,811 (1)
PC 15-Coastal	3,149,813	958,278	2,191,535	30.4%	2,770,791	1,823,131	947,660 (1)
PC 17-Regional	7,551,483	2,931,894	4,619,589	38.8%	7,534,141	6,012,518	1,521,623 (1)
PC 21 Effluent Transmission	159,719	287	159,432	0.2%	55,347	55,347	-
PC 24 Aliso Creek Outfall	-	472	(472)		-	-	-
Total Large Capital	16,487,432	5,863,187	10,624,245	35.6%	15,158,528	12,351,551	2,806,977
Non-Capital Engineering	891,500	240,687	650,813	27.0%	785,488	723,663	61,825 (1)
Small Internal Capital	1,254,100	946,850	307,250	75.5%	1,254,114	965,940	288,174 (1)
Small Internal Capital carryover from 15/16	129,000	95,574	33,426	74.1%	129,000	129,000	- (3)
Total Capital	18,762,032	7,146,298	11,615,734	38.1%	17,327,130	14,170,154	3,156,976

Schedule for Past Due Amounts as of April 30, 2017 (1)

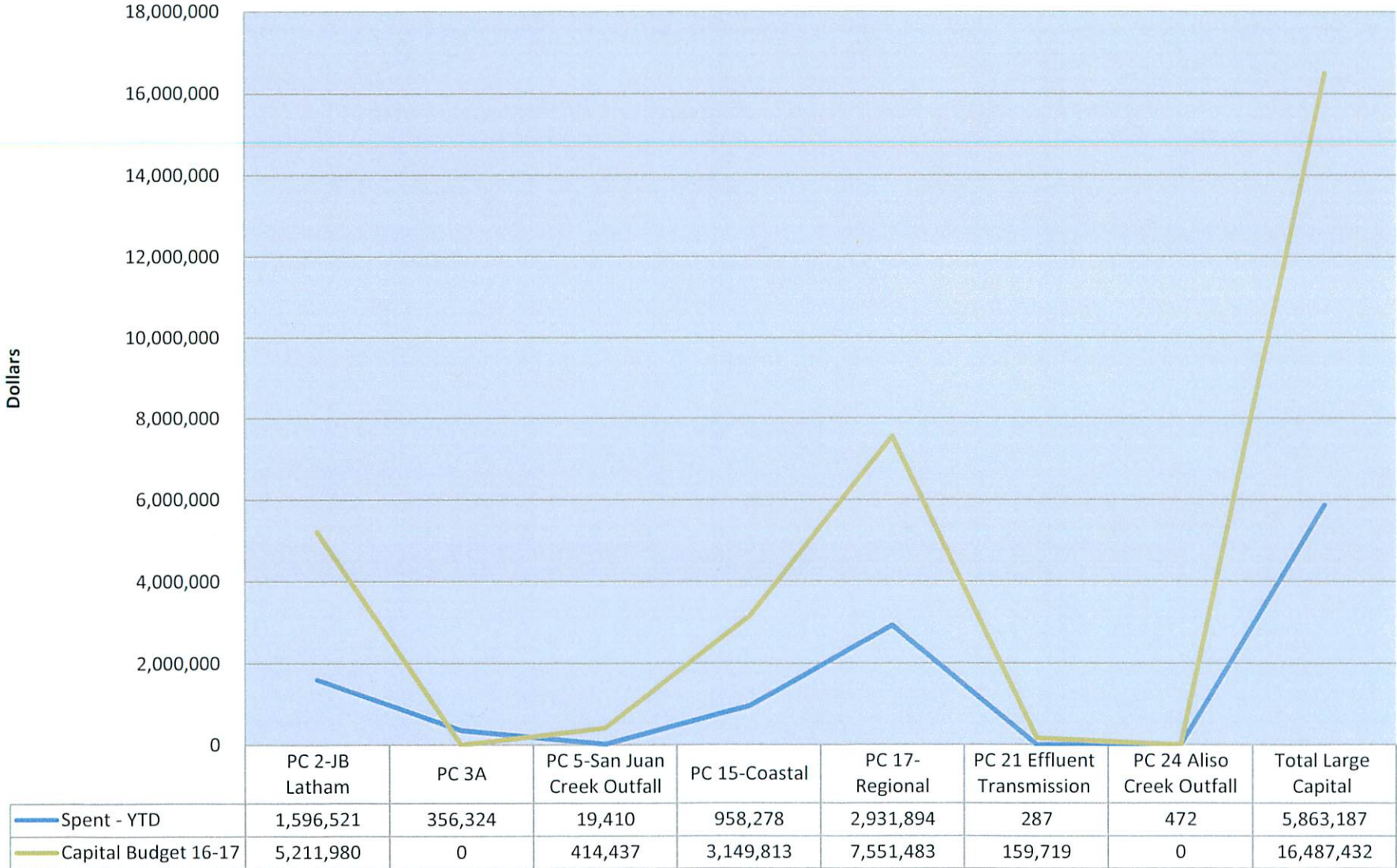
Description	Past Due Amount SMWD	Past Due Amount MNWD	Past Due Amount SCWD	Past Due Amount TOTAL	
PC 2-JB Latham	105,616	105,943	117,324	328,883	(1)
PC 5-San Juan Creek Outfall	5,401	1,890	1,520	8,811	(1)
PC 15-Coastal		649,515	298,145	947,660	(1)
PC 17-Regional		1,408,548	113,075	1,521,623	(1)
Total Large Capital	111,017	2,165,896	530,064	2,806,977	
Non-Capital Engineering	10,184	36,960	14,681	61,825	(1)
Small Internal Capital	35,302	179,620	73,252	288,174	(1)
Total Capital	156,503	2,382,476	617,997	3,156,976	

(1a) Payments have been received in full as of May 11, 2017 from SCWD and MNWD for all capital with the exception of PC 15 for MNWD.

(2) Expenditures included in prior year, 2015-16 budget. The \$4,437 reduction from February year-to-date expenditures is due to adjustment of Fringe applied to Engineering Labor.

(3) Invoiced and Collected in Fiscal Year 2015-16

Large Capital Projects Exhibit D-1 Budget vs. Actual Year-to-Date 04/30/2017



South Orange County Wastewater Authority
O & M & Environmental Safety Costs Summary
Year-to-Date through April 30, 2017

Exhibit E-1

		FY 2016-17 Budget	Actual	(Over)/Under Budget	% Expended	
Salary and Fringe						
5000-*	Regular Salaries-O&M	4,249,384	3,333,215	916,169	78.4%	(1)
5001-*	Overtime Salaries-O&M	79,080	123,384	(44,304)	156.0%	(2)
5306-*	Scheduled Holiday Work	50,700	21,180	29,520	41.8%	
5307-*	Weekend Shift Pay	-	663	(663)		
5401-*	Fringe Benefits IN to PC's & Depts.	3,017,080	2,366,859	650,221	78.4%	(1)
5700-*	Standby Pay	137,588	57,428	80,161	41.7%	
	Total Payroll Costs	7,533,832	5,902,729	1,631,103	78.3%	
Other Expenses						
5002-*	Electricity	1,809,012	1,112,919	696,093	61.5%	
5003-*	Natural Gas	167,304	119,154	48,150	71.2%	
5004-*	Potable & Reclaimed Water	59,208	45,836	13,372	77.4%	
5005-*	Co-generation Power Credit	(450,004)	(201,611)	(248,393)	44.8%	
5006-*	Chlorine/Sodium Hypochlorite	542,404	321,210	221,194	59.2%	
5007-*	Polymer Products	646,504	394,547	251,957	61.0%	
5008-*	Ferric Chloride	251,800	193,001	58,799	76.6%	
5009-*	Odor Control Chemicals	167,404	120,793	46,611	72.2%	
5010-*	Other Chemicals - Misc.	5,000	-	5,000		
5011-*	Laboratory Services	35,700	25,372	10,328	71.1%	
5012-*	Grit Hauling	113,200	90,345	22,855	79.8%	
5013-*	Landscaping	160,000	171,941	(11,941)	107.5%	(3)
5014-*	Engineering - Misc.	335,000	114,016	220,984	34.0%	
5015-*	Management Support Services	294,024	86,118	207,906	29.3%	
5016-*	Audit - Environmental	500	-	500		
5017-*	Legal Fees	88,004	12,627	75,377	14.3%	
5018-*	Public Notices/ Public Relations	500	145	355	29.0%	
5019-*	Contract Services Misc.	270,408	173,974	96,434	64.3%	
5021-*	Small Vehicle Expense	19,444	24,683	(5,239)	126.9%	(4)
5022-*	Miscellaneous Expense	16,804	6,967	9,837	41.5%	
5023-*	Office Supplies - All	33,604	32,307	1,297	96.1%	(5)
5024-*	Petroleum Products	58,400	22,913	35,487	39.2%	
5025-*	Uniforms	34,408	30,117	4,291	87.5%	(6)
5026-*	Small Vehicle Fuel	33,704	11,800	21,904	35.0%	
5027-*	Insurance - Property/Liability	110,188	179,524	(69,336)	162.9%	(13)
5028-*	Small Tools & Supplies	63,128	52,266	10,862	82.8%	
5030-*	Trash Disposal	4,808	3,559	1,249	74.0%	
5031-*	Safety Supplies	91,500	88,092	3,408	96.3%	(7)
5032-*	Equipment Rental	7,204	8,102	(898)	112.5%	(8)
5033-*	Recruitment	-	882	(882)		(14)
5034-*	Travel Expense/Tech. Conferences	40,016	12,732	27,284	31.8%	
5035-*	Training Expense	62,496	41,536	20,960	66.5%	
5036-*	Laboratory Supplies	75,508	47,280	28,228	62.6%	
5037-*	Office Equipment	21,404	16,764	4,640	78.3%	(6)
5038-*	Permits	488,020	467,930	20,090	95.9%	(9)
5039-*	Membership Dues/Fees	12,012	7,199	4,813	59.9%	
5040-*	Natural Gas - 11-EPS - PC 5	396	-	396		
5041-*	Electricity - 10-EPS - PC 5	31,500	16,810	14,690	53.4%	
5042-*	Contract Services - 29-EPS - PC 5	4,104	-	4,104		
5044-*	Offshore Monitoring	40,008	18,963	21,045	47.4%	
5045-*	Offshore Biochemistry - 20B	-	-	-		
5046-*	Effluent Chemistry	52,004	29,286	22,718	56.3%	
5047-*	Access Road Expenses	45,400	9,287	36,113	20.5%	
5048-*	Storm Damage	18,600	30,592	(11,992)	164.5%	(10)
5049-*	Biosolids Disposal	1,524,604	964,794	559,810	63.3%	
5050-*	Contract Services Generators	19,704	22,514	(2,810)	114.3%	(11)
5052-*	Janitorial Services	50,008	25,826	24,182	51.6%	
5053-*	Contract Serv - Digester Cleaning - 29E	-	-	-		
5054-*	Diesel Truck Maint	29,512	22,170	7,342	75.1%	
5055-*	Diesel Truck Fuel	12,200	4,590	7,610	37.6%	
5056-*	Maintenance Equip. & Facilities (Solids)	311,500	303,694	7,806	97.5%	(12)
5057-*	Maintenance Equip. & Facilities (Liquids)	530,400	398,628	131,772	75.2%	(12)
5058-*	Maintenance Equip. & Facilities (Common)	60,300	57,272	3,028	95.0%	(12)
5059-*	Maintenance Equip. & Facilities (Co-Gen)	158,500	54,003	104,497	34.1%	(12)

**South Orange County Wastewater Authority
O & M & Environmental Safety Costs Summary
Year-to-Date through April 30, 2017**

Exhibit E-1

		FY 2016-17 Budget	Actual	(Over)/Under Budget	% Expended	
Salary and Fringe						
5060-*	Maintenance Equip. & Facilities (AWT)	57,600	48,902	8,698	84.9%	(12)
5061-*	Mileage	4,952	4,036	916	81.5%	
5067-*	Port Cleaning	-	-	-		
5068-*	MNWD Potable Water Supplies & Svcs.	23,996	19,601	4,395	81.7%	
5069-*	Misc-Capital-Dilution & Metering Study	65,004	26,865	38,139	41.3%	
5077-*	IT Direct	150,004	77,403	72,601	51.6%	
5101-*	Employee Recognition	-	625	(625)		(14)
5105-*	Co-Generation Power Credit - Offset	450,004	201,611	248,393	44.8%	
5301-*	Vehicle Pay	-	5,398	(5,398)		(16)
5302-*	Performance Based Merit Pay	-	10,239	(10,239)		(15)
5303-*	Group Insurance Waiver	-	5,908	(5,908)		(14)
5305-*	Medicare Tax Payments for Employees	-	10,155	(10,155)		(14)
5309-*	Operating Leases	7,004	4,235	2,769	60.5%	
5705-*	Monthly Car Allowance	37,320	21,548	15,772	57.7%	(16)
5802-*	Shipping/Freight	-	890	(890)		(14)
6500-*	IT Allocations in to PC's & Depts.	577,252	403,008	174,244	69.8%	
	Total Other Expenses	9,930,492	6,633,891	3,296,601	66.8%	
Total Expenses		17,464,324	12,536,620	4,927,704	71.8%	

- (1) Labor and benefits under budget due to retirement caused vacancies.
- (2) New equipment startup and troubleshooting Issues, January/February Storms, odor complaint investigations, and staff filling in for vacancies.
- (3) Carryover work from FY15-16
- (4) Increasing expenses due to average fleet age of 11 years.
- (5) Office supplies are restocked for the FY and limited expenses are planned for the remainder of the FY.
- (6) New employee expenses for uniforms
- (7) Safety supplies are restocked for the FY and limited expenses are planned for the remainder of the FY.
- (8) Expenses due to rental equipment (standby generators) for the major January and February storms.
- (9) Permit renewals completed for this FY.
- (10) Expenses due to damage from the major January and February storms.
- (11) Work completed for the year and within the 5 year average of maintenance costs.
- (12) O&M performed its annual detailed review of these expense categories to ensure that all items are correctly allocated. Adjustments were made as necessary.
- (13) Increased premiums
- (14) Expense now being reported.
- (15) Budgeted as regular salaries
- (16) Budgeted as monthly car allowance

**South Orange County Wastewater Authority
O&M Budget vs. Actual Comparison by PC
Year-to-Date through April 30, 2017**

Exhibit E-1-A

		FY 2016-17 Budget	Actual	(Over)/Under Budget	% Expended
02 - Jay B. Latham Plant					
Salary and Fringe					
02-5000-01-***	Regular Salaries-O&M	1,164,588	979,928	184,660	84.1%
02-5000-02-***	Regular Salaries-O&M	141,832	126,093	15,739	88.9%
02-5001-01-***	Overtime Salaries-O&M	18,004	35,468	(17,464)	197.0%
02-5001-02-***	Overtime Salaries-O&M	2,404	447	1,957	18.6%
02-5306-01-***	Scheduled Holiday Work	12,004	7,072	4,932	58.9%
02-5306-02-***	Scheduled Holiday Work	1,596	1,162	434	72.8%
02-5307-01-***	Weekend Shift Pay	-	266	(266)	
02-5307-02-***	Weekend Shift Pay	-	24	(24)	
02-5401-01-***	Fringe Benefits IN to PC's & Depts.	826,864	695,860	131,004	84.2%
02-5401-02-***	Fringe Benefits IN to PC's & Depts.	100,704	89,536	11,168	88.9%
02-5700-01-***	Standby Pay	51,492	24,278	27,215	47.2%
	Total Payroll Costs	2,319,488	1,960,134	359,354	84.5%
Other Expenses					
02-5002-01-***	Electricity	859,996	674,868	185,128	78.5%
02-5003-01-***	Natural Gas	30,000	39,533	(9,533)	131.8%
02-5004-01-***	Potable & Reclaimed Water	14,804	11,654	3,150	78.7%
02-5006-01-***	Chlorine/Sodium Hypochlorite	27,200	10,950	16,250	40.3%
02-5007-01-***	Polymer Products	257,500	134,948	122,552	52.4%
02-5008-01-***	Ferric Chloride	90,600	61,190	29,410	67.5%
02-5009-01-***	Odor Control Chemicals	21,400	19,301	2,099	90.2%
02-5010-01-***	Other Chemicals - Misc.	1,000	-	1,000	
02-5011-02-***	Laboratory Services	10,500	9,200	1,300	87.6%
02-5012-01-***	Grit Hauling	38,500	34,857	3,643	90.5%
02-5013-01-***	Landscaping	45,000	24,533	20,467	54.5%
02-5014-01-***	Engineering - Misc.	80,000	19,182	60,819	24.0%
02-5015-01-***	Management Support Services	96,000	10,625	85,375	11.1%
02-5015-02-***	Management Support Services	40,004	15,733	24,271	39.3%
02-5017-01-***	Legal Fees	23,996	2,726	21,270	11.4%
02-5019-01-***	Contract Services Misc.	77,304	60,338	16,966	78.1%
02-5021-01-***	Small Vehicle Expense	7,204	9,611	(2,407)	133.4%
02-5022-01-***	Miscellaneous Expense	7,204	4,153	3,051	57.7%
02-5023-01-***	Office Supplies - All	20,004	17,341	2,663	86.7%
02-5024-01-***	Petroleum Products	15,500	4,081	11,419	26.3%
02-5025-01-***	Uniforms	12,004	11,173	831	93.1%
02-5026-01-***	Small Vehicle Fuel	14,108	6,074	8,034	43.1%
02-5027-01-***	Insurance - Property/Liability	42,748	66,429	(23,681)	155.4%
02-5027-02-***	Insurance - Property/Liability	4,996	-	4,996	
02-5028-01-***	Small Tools & Supplies	31,004	22,123	8,881	71.4%
02-5030-01-***	Trash Disposal	800	1,468	(668)	183.5%
02-5031-01-00-00	Safety Supplies	-	(324)	324	
02-5031-02-***	Safety Supplies	35,004	37,307	(2,303)	106.6%
02-5032-01-***	Equipment Rental	3,000	600	2,400	20.0%
02-5034-01-***	Travel Expense/Tech. Conferences	11,000	5,439	5,561	49.4%
02-5034-02-***	Travel Expense/Tech. Conferences	3,504	1,321	2,183	37.7%
02-5035-01-***	Training Expense	31,004	12,642	18,362	40.8%
02-5035-02-00-00	Training Expense	-	4,175	(4,175)	
02-5036-02-***	Laboratory Supplies	14,000	7,376	6,624	52.7%
02-5037-01-***	Office Equipment	15,004	12,591	2,413	83.9%
02-5038-01-00-00	Permits	-	14,877	(14,877)	
02-5038-02-***	Permits	22,000	2,342	19,658	10.6%
02-5039-01-***	Membership Dues/Fees	4,000	3,176	824	79.4%
02-5039-02-***	Membership Dues/Fees	1,000	270	730	27.0%
02-5049-01-***	Biosolids Disposal	574,600	250,510	324,090	43.6%
02-5050-01-***	Contract Services Generators	8,296	5,981	2,315	72.1%
02-5052-01-***	Janitorial Services	20,004	11,995	8,009	60.0%
02-5054-01-***	Diesel Truck Maint	10,004	9,259	745	92.6%
02-5055-01-***	Diesel Truck Fuel	6,000	2,098	3,902	35.0%
02-5056-01-***	Maintenance Equip. & Facilities (Solids)	133,100	120,684	12,416	90.7%
02-5057-01-***	Maintenance Equip. & Facilities (Liquids)	232,204	155,392	76,812	66.9%
02-5058-01-***	Maintenance Equip. & Facilities (Common)	24,500	11,976	12,524	48.9%
02-5059-01-***	Maintenance Equip. & Facilities (Co-Gen)	69,000	12,901	56,099	18.7%
02-5061-01-***	Mileage	496	708	(212)	142.7%
02-5061-02-***	Mileage	256	1,053	(797)	411.5%

**South Orange County Wastewater Authority
O&M Budget vs. Actual Comparison by PC
Year-to-Date through April 30, 2017**

Exhibit E-1-A

		FY 2016-17 Budget	Actual	(Over)/Under Budget	% Expended
02-5077-01-***	IT Direct	150,004	116	149,888	0.1%
02-5301-01-00-00	Vehicle Pay	-	1,706	(1,706)	
02-5302-01-03-00	Performance Based Merit Pay	-	3,946	(3,946)	
02-5303-01-00-00	Group Insurance Waiver	-	2,612	(2,612)	
02-5303-02-00-00	Group Insurance Waiver	-	369	(369)	
02-5305-01-00-00	Medicare Tax Payments for Employees	-	2,921	(2,921)	
02-5305-02-00-00	Medicare Tax Payments for Employees	-	75	(75)	
02-5309-01-***	Operating Leases	4,000	4,235	(235)	105.9%
02-5705-01-***	Monthly Car Allowance	11,000	7,156	3,844	65.1%
02-5705-02-***	Monthly Car Allowance	12,316	-	12,316	
02-5802-01-00-00	Shipping/Freight	-	617	(617)	
02-5802-02-00-00	Shipping/Freight	-	116	(116)	
02-6500-01-***	IT Allocations in to PC's & Depts.	162,416	113,340	49,076	69.8%
02-6500-02-***	IT Allocations in to PC's & Depts.	19,052	13,495	5,557	70.8%
	Total Other Expenses	<u>3,446,140</u>	<u>2,107,146</u>	<u>1,338,994</u>	<u>61.1%</u>
02 - Jay B. Latham Plant Total Expenses		<u>5,765,628</u>	<u>4,067,279</u>	<u>1,698,349</u>	<u>70.5%</u>
03 - SOCWA Plant/PCA AWT					
Salary and Fringe					
03-5000-01-***	Regular Salaries-O&M	-	2,447	(2,447)	
03-5401-01-00-00	Fringe Benefits IN to PC's & Depts.	-	1,738	(1,738)	
	Total Payroll Costs	<u>-</u>	<u>4,185</u>	<u>(4,185)</u>	<u>0.0%</u>
03 - SOCWA Plant/PCA AWT Total Expenses		<u>-</u>	<u>4,185</u>	<u>(4,185)</u>	<u>0.0%</u>
05 - San Juan Creek Ocean Outfall					
Salary and Fringe					
05-5000-01-***	Regular Salaries-O&M	11,496	145	11,351	1.3%
05-5000-02-***	Regular Salaries-O&M	99,672	78,763	20,909	79.0%
05-5001-02-***	Overtime Salaries-O&M	3,000	57	2,943	1.9%
05-5306-02-***	Scheduled Holiday Work	1,992	-	1,992	
05-5307-02-11-00	Weekend Shift Pay	-	3	(3)	
05-5401-01-***	Fringe Benefits IN to PC's & Depts.	8,164	103	8,061	1.3%
05-5401-02-***	Fringe Benefits IN to PC's & Depts.	70,768	55,923	14,845	79.0%
	Total Payroll Costs	<u>195,092</u>	<u>134,993</u>	<u>60,099</u>	<u>69.2%</u>
Other Expenses					
05-5002-01-***	Electricity	1,000	128	872	12.8%
05-5002-02-***	Electricity	1,104	-	1,104	
05-5003-01-00-00	Natural Gas	-	174	(174)	
05-5003-02-***	Natural Gas	504	-	504	
05-5014-01-***	Engineering - Misc.	10,000	2,594	7,406	25.9%
05-5015-02-***	Management Support Services	20,004	19,520	484	97.6%
05-5022-02-***	Miscellaneous Expense	-	178	(178)	
05-5027-01-00-00	Insurance - Property/Liability	-	1,781	(1,781)	
05-5027-02-***	Insurance - Property/Liability	2,332	582	1,750	24.9%
05-5031-02-***	Safety Program & Supplies	504	5,715	(5,211)	1133.9%
05-5034-02-***	Travel Expense/Tech. Conferences	3,004	395	2,609	13.1%
05-5036-02-***	Laboratory Supplies	16,996	7,842	9,154	46.1%
05-5038-01-00-00	Permits and Fines	-	36,000	(36,000)	
05-5038-02-***	Permits	145,000	143,454	1,546	98.9%
05-5040-02-***	Natural Gas - 11-EPS - PC 5	396	-	396	
05-5041-01-00-00	Electricity - 10-EPS - PC 5	-	16,810	(16,810)	
05-5041-02-***	Electricity - 10-EPS - PC 5	31,500	-	31,500	
05-5042-02-***	Contract Services - 29-EPS - PC 5	4,104	-	4,104	
05-5044-02-***	Offshore Monitoring	20,004	9,482	10,523	47.4%
05-5046-02-***	Effluent Chemistry	26,000	8,983	17,017	34.6%
05-5056-01-00-00	Maintenance Equip. & Facilities (Solids) 41-A	-	2,091	(2,091)	
05-5069-02-***	Misc-Capital-Dilution & Metering Study	50,004	14,202	35,803	28.4%
05-5301-02-***	Vehicle Pay	-	969	(969)	
05-5305-02-***	Medicare Tax Payments for Employees	-	1,468	(1,468)	
05-5705-02-***	Monthly Car Allowance	-	2,585	(2,585)	
05-5802-01-00-00	Shipping/Freight	-	26	(26)	
05-6500-02-***	IT Allocations in to PC's & Depts.	28,308	15,748	12,560	55.6%
	Total Other Expenses	<u>360,764</u>	<u>290,726</u>	<u>70,038</u>	<u>80.6%</u>

**South Orange County Wastewater Authority
O&M Budget vs. Actual Comparison by PC
Year-to-Date through April 30, 2017**

Exhibit E-1-A

		FY 2016-17 Budget	Actual	(Over)/Under Budget	% Expended
05 - San Juan Creek Ocean Outfall Total Expenses					
		555,856	425,719	130,137	76.6%
08 - Pre Treatment					
Salary and Fringe					
08-5000-02-***	Regular Salaries-O&M	87,744	63,534	24,210	72.4%
08-5001-02-***	Overtime Salaries-O&M	1,800	-	1,800	
08-5306-02-***	Scheduled Holiday Work	1,196	-	1,196	
08-5401-02-***	Fringe Benefits IN to PC's & Depts.	62,292	45,109	17,183	72.4%
	Total Payroll Costs	153,032	108,643	44,389	71.0%
Other Expenses					
08-5011-02-***	Laboratory Services	2,500	(1,800)	4,300	-72.0%
08-5015-02-***	Management Support Services	4,000	-	4,000	
08-5016-02-***	Audit - Environmental	500	-	500	
08-5017-02-***	Legal Fees	2,000	-	2,000	
08-5018-02-***	Public Notices/ Public Relations	500	145	355	29.0%
08-5021-02-***	Small Vehicle Expense - 31A	848	-	848	
08-5022-02-***	Miscellaneous Expense	1,496	518	978	34.6%
08-5026-02-***	Small Vehicle Fuel - 37A	1,196	-	1,196	
08-5027-02-00-00	Insurance - Property/Liability	-	59	(59)	
08-5028-02-***	Small Tools & Supplies	3,400	1,534	1,866	45.1%
08-5031-02-00-00	Safety Program & Supplies	-	145	(145)	
08-5034-02-***	Travel Expense/Tech. Conferences	3,496	2,615	881	74.8%
08-5035-02-***	Training Expense	1,496	825	671	55.1%
08-5039-02-***	Membership Dues/Fees	1,004	135	869	13.4%
	Total Other Expenses	22,436	4,176	18,260	18.6%
08 - Pre Treatment Total Expenses					
		175,468	112,819	62,649	64.3%
12 - Water Reclamation Permits					
Salary and Fringe					
12-5000-02-***	Regular Salaries-O&M	33,040	35,311	(2,271)	106.9%
12-5001-02-***	Overtime Salaries-O&M	1,444	247	1,197	17.1%
12-5306-02-***	Scheduled Holiday Work	956	-	956	
12-5401-02-***	Fringe Benefits IN to PC's & Depts.	23,464	25,071	(1,607)	106.8%
	Total Payroll Costs	58,904	60,629	(1,725)	102.9%
Other Expenses					
12-5015-02-***	Management Support Services	45,004	2,400	42,604	5.3%
12-5017-02-***	Legal Fees	8,008	-	8,008	
12-5038-02-***	Permits	130,008	109,095	20,913	83.9%
12-6500-02-***	IT Allocations in to PC's & Depts.	20,000	9,683	10,317	48.4%
	Total Other Expenses	203,020	121,178	81,842	59.7%
12 - Water Reclamation Permits Total Expenses					
		261,924	181,806	80,118	69.4%
15 - Coastal Treatment Plant					
Salary and Fringe					
15-5000-01-***	Regular Salaries-O&M	732,484	570,574	161,910	77.9%
15-5000-02-***	Regular Salaries-O&M	111,304	104,522	6,782	93.9%
15-5001-01-***	Overtime Salaries-O&M	10,440	19,922	(9,482)	190.8%
15-5001-02-***	Overtime Salaries-O&M	2,996	466	2,530	15.6%
15-5306-01-***	Scheduled Holiday Work	6,960	2,556	4,404	36.7%
15-5306-02-***	Scheduled Holiday Work	1,996	1,134	862	56.8%
15-5307-01-***	Weekend Shift Pay	-	40	(40)	
15-5307-02-***	Weekend Shift Pay	-	34	(34)	
15-5401-01-***	Fringe Benefits IN to PC's & Depts.	520,060	405,122	114,938	77.9%
15-5401-02-***	Fringe Benefits IN to PC's & Depts.	79,032	74,226	4,806	93.9%
15-5700-01-***	Standby Pay	34,596	8,125	26,471	23.5%
	Total Payroll Costs	1,499,868	1,186,721	313,147	79.1%
Other Expenses					
15-5002-01-***	Electricity	270,008	145,510	124,498	53.9%
15-5003-01-***	Natural Gas	2,600	2,098	502	80.7%
15-5004-01-***	Potable & Reclaimed Water	12,404	14,553	(2,149)	117.3%

**South Orange County Wastewater Authority
O&M Budget vs. Actual Comparison by PC
Year-to-Date through April 30, 2017**

Exhibit E-1-A

		FY 2016-17 Budget	Actual	(Over)/Under Budget	% Expended
15-5006-01-***	Chlorine/Sodium Hypochlorite	115,200	43,739	71,461	38.0%
15-5007-01-***	Polymer Products	2,000	-	2,000	
15-5008-01-***	Ferric Chloride	30,804	23,568	7,236	76.5%
15-5009-01-***	Odor Control Chemicals	82,400	63,444	18,956	77.0%
15-5011-02-***	Laboratory Services	9,700	7,806	1,894	80.5%
15-5012-01-***	Grit Hauling	28,200	18,503	9,697	65.6%
15-5013-01-***	Landscaping	50,000	67,687	(17,687)	135.4%
15-5014-01-***	Engineering - Misc.	65,000	7,196	57,804	11.1%
15-5015-01-***	Management Support Services	8,008	6,117	1,891	76.4%
15-5015-02-***	Management Support Services	4,000	-	4,000	
15-5017-01-***	Legal Fees	50,000	8,192	41,809	16.4%
15-5019-01-***	Contract Services Misc.	71,104	39,376	31,728	55.4%
15-5021-01-***	Small Vehicle Expense	5,692	5,012	680	88.1%
15-5022-01-***	Miscellaneous Expense	2,704	449	2,255	16.6%
15-5023-01-***	Office Supplies - All	6,400	5,024	1,376	78.5%
15-5024-01-***	Petroleum Products	1,700	3,968	(2,268)	233.4%
15-5025-01-***	Uniforms	5,900	6,348	(448)	107.6%
15-5026-01-***	Small Vehicle Fuel	5,900	782	5,118	13.3%
15-5027-01-***	Insurance - Property/Liability	5,904	39,333	(33,429)	666.2%
15-5027-02-***	Insurance - Property/Liability	7,240	-	7,240	
15-5028-01-***	Small Tools & Supplies	7,200	6,919	281	96.1%
15-5030-01-***	Trash Disposal	3,104	1,048	2,056	33.8%
15-5031-02-***	Safety Supplies	18,496	16,010	2,486	86.6%
15-5032-01-***	Equipment Rental	1,200	-	1,200	
15-5033-01-00-00	Recruitment	-	300	(300)	
15-5034-01-***	Travel Expense/Tech. Conferences	2,000	501	1,499	25.0%
15-5034-02-***	Travel Expense/Tech. Conferences	3,000	-	3,000	
15-5035-01-***	Training Expense	5,992	6,668	(676)	111.3%
15-5035-02-00-00	Training Expense	-	2,312	(2,312)	
15-5036-01-00-00	Laboratory Supplies	-	(2,417)	2,417	
15-5036-02-***	Laboratory Supplies	10,004	10,751	(747)	107.5%
15-5037-01-***	Office Equipment	1,000	174	827	17.4%
15-5038-01-***	Permits	6,504	-	6,504	
15-5038-02-***	Permits	6,504	4,610	1,894	70.9%
15-5039-01-***	Membership Dues/Fees	1,000	735	265	73.5%
15-5039-02-***	Membership Dues/Fees	1,000	-	1,000	
15-5047-01-***	Access Road Expenses	45,400	9,287	36,113	20.5%
15-5048-01-***	Storm Damage	18,600	30,592	(11,992)	164.5%
15-5049-01-***	Biosolids Disposal - 21B	125,004	-	125,004	
15-5050-01-***	Contract Services Generators	4,208	10,553	(6,345)	250.8%
15-5052-01-***	Janitorial Services	10,000	5,244	4,756	52.4%
15-5054-01-***	Diesel Truck Maint	1,004	3,356	(2,352)	334.2%
15-5056-01-00-00	Maintenance Equip. & Facilities (Solids) 41-A	-	5	(5)	
15-5057-01-***	Maintenance Equip. & Facilities (Liquids)	149,096	104,038	45,058	69.8%
15-5058-01-***	Maintenance Equip. & Facilities (Common)	16,600	22,102	(5,502)	133.1%
15-5060-01-***	Maintenance Equip. & Facilities (AWT)	26,700	28,089	(1,389)	105.2%
15-5061-01-***	Mileage	1,204	458	746	38.1%
15-5077-01-***	IT Direct	-	58,993	(58,993)	
15-5301-01-***	Vehicle Pay	-	969	(969)	
15-5302-01-00-00	Performance Based Merit Pay	-	1,185	(1,185)	
15-5303-01-00-00	Group Insurance Waiver	-	1,385	(1,385)	
15-5305-01-00-00	Medicare Tax Payments for Employees	-	3,947	(3,947)	
15-5705-01-***	Monthly Car Allowance	4,004	4,321	(317)	107.9%
15-5802-01-00-00	Shipping/Freight	-	15	(15)	
15-6500-01-***	IT Allocations in to PC's & Depts.	103,256	71,748	31,508	69.5%
15-6500-02-***	IT Allocations in to PC's & Depts.	15,592	10,863	4,729	69.7%
	Total Other Expenses	1,430,540	923,465	507,075	64.6%

15 - Coastal Treatment Plant Total Expenses

2,930,408	2,110,186	820,222	72.0%
------------------	------------------	----------------	--------------

17 - Joint Regional Reclamation

Salary and Fringe

17-5000-01-***	Regular Salaries-O&M	1,522,376	1,095,235	427,141	71.9%
17-5000-02-***	Regular Salaries-O&M	236,376	201,701	34,675	85.3%
17-5001-01-***	Overtime Salaries-O&M	32,996	65,095	(32,099)	197.3%
17-5001-02-***	Overtime Salaries-O&M	2,996	1,541	1,455	51.4%

**South Orange County Wastewater Authority
O&M Budget vs. Actual Comparison by PC
Year-to-Date through April 30, 2017**

Exhibit E-1-A

		FY 2016-17 Budget	Actual	(Over)/Under Budget	% Expended
17-5306-01-***	Scheduled Holiday Work	22,004	7,265	14,739	33.0%
17-5306-02-***	Scheduled Holiday Work	-	1,939	(1,939)	
17-5307-01-***	Weekend Shift Pay	-	232	(232)	
17-5307-02-***	Weekend Shift Pay	-	61	(61)	
17-5401-01-***	Fringe Benefits IN to PC's & Depts.	1,080,888	777,715	303,173	72.0%
17-5401-02-***	Fringe Benefits IN to PC's & Depts.	167,828	143,232	24,596	85.3%
17-5700-01-***	Standby Pay	51,500	25,025	26,475	48.6%
	Total Payroll Costs	3,116,964	2,319,043	797,921	74.4%
Other Expenses					
17-5002-01-***	Electricity	675,504	292,413	383,091	43.3%
17-5003-01-***	Natural Gas	134,200	77,349	56,851	57.6%
17-5004-01-***	Potable & Reclaimed Water	32,000	19,462	12,538	60.8%
17-5004-02-00-00	Potable & Reclaimed Water	-	168	(168)	
17-5005-01-***	Co-generation Power Credit	(450,004)	(201,611)	(248,393)	44.8%
17-5006-01-***	Chlorine/Sodium Hypochlorite	400,004	266,521	133,483	66.6%
17-5007-01-***	Polymer Products	387,004	259,598	127,406	67.1%
17-5008-01-***	Ferric Chloride	130,396	108,243	22,153	83.0%
17-5009-01-***	Odor Control Chemicals	63,604	38,048	25,556	59.8%
17-5010-01-***	Other Chemicals - Misc.	4,000	-	4,000	
17-5011-02-***	Laboratory Services	13,000	10,166	2,835	78.2%
17-5012-01-***	Grit Hauling - 21A	46,500	36,985	9,516	79.5%
17-5013-01-***	Landscaping	65,000	79,721	(14,721)	122.6%
17-5014-01-***	Engineering - Misc.	95,000	80,851	14,149	85.1%
17-5015-01-***	Management Support Services	8,000	10,804	(2,804)	135.1%
17-5015-02-***	Management Support Services	49,000	3,000	46,000	6.1%
17-5017-01-***	Legal Fees	4,000	1,710	2,290	42.7%
17-5019-01-***	Contract Services Misc.	122,000	73,844	48,156	60.5%
17-5021-01-***	Small Vehicle Expense	5,700	10,060	(4,360)	176.5%
17-5022-01-***	Miscellaneous Expense	5,400	1,669	3,731	30.9%
17-5023-01-***	Office Supplies - All	7,200	9,941	(2,741)	138.1%
17-5024-01-***	Petroleum Products	41,200	14,863	26,337	36.1%
17-5025-01-***	Uniforms	16,504	12,597	3,907	76.3%
17-5026-01-***	Small Vehicle Fuel	12,500	4,944	7,556	39.5%
17-5027-01-***	Insurance - Property/Liability	40,004	69,996	(29,992)	175.0%
17-5027-02-***	Insurance - Property/Liability	5,004	-	5,004	
17-5028-01-***	Small Tools & Supplies	20,604	21,691	(1,087)	105.3%
17-5030-01-***	Trash Disposal	904	1,043	(139)	115.4%
17-5031-02-***	Safety Supplies	36,996	23,523	13,473	63.6%
17-5032-01-***	Equipment Rental	3,004	7,502	(4,498)	249.7%
17-5033-01-00-00	Recruitment	-	582	(582)	
17-5034-01-***	Travel Expense/Tech. Conferences	9,004	1,381	7,623	15.3%
17-5034-02-***	Travel Expense/Tech. Conferences	3,004	1,080	1,924	36.0%
17-5035-01-***	Training Expense	24,004	14,333	9,671	59.7%
17-5035-02-00-00	Training Expense	-	580	(580)	
17-5036-01-00-00	Laboratory Supplies	-	21	(21)	
17-5036-02-***	Laboratory Supplies	18,504	14,865	3,639	80.3%
17-5037-01-***	Office Equipment	5,400	3,999	1,401	74.1%
17-5038-02-***	Permits	40,004	17,177	22,827	42.9%
17-5039-01-***	Membership Dues/Fees	3,004	2,796	208	93.1%
17-5039-02-***	Membership Dues/Fees	1,004	88	916	8.8%
17-5049-01-***	Biosolids Disposal	825,000	714,283	110,717	86.6%
17-5050-01-***	Contract Services Generators	7,200	5,981	1,219	83.1%
17-5052-01-***	Janitorial Services	20,004	8,588	11,416	42.9%
17-5054-01-***	Diesel Truck Maint	18,504	9,555	8,949	51.6%
17-5055-01-***	Diesel Truck Fuel	6,200	2,492	3,708	40.2%
17-5056-01-***	Maintenance Equip. & Facilities (Solids)	178,400	180,914	(2,514)	101.4%
17-5057-01-***	Maintenance Equip. & Facilities (Liquids)	149,100	139,198	9,902	93.4%
17-5058-01-***	Maintenance Equip. & Facilities (Common)	19,200	19,184	16	99.9%
17-5059-01-***	Maintenance Equip. & Facilities (Co-Gen)	89,500	41,102	48,398	45.9%
17-5060-01-***	Maintenance Equip. & Facilities (AWT)	30,900	20,813	10,087	67.4%
17-5061-01-***	Mileage	2,996	1,803	1,193	60.2%
17-5061-02-00-00	Mileage	-	14	(14)	
17-5068-02-***	MNWD Potable Water Supplies & Svcs.	23,996	19,601	4,395	81.7%
17-5077-01-00-00	IT Direct	-	18,293	(18,293)	
17-5101-01-00-00	Employee Recognition	-	625	(625)	

**South Orange County Wastewater Authority
O&M Budget vs. Actual Comparison by PC
Year-to-Date through April 30, 2017**

Exhibit E-1-A

		FY 2016-17 Budget	Actual	(Over)/Under Budget	% Expended
17-5105-01-***	Co-Generation Power Credit - Offset	450,004	201,611	248,393	44.8%
17-5301-01-00-00	Vehicle Pay	-	1,754	(1,754)	
17-5302-01-***	Performance Based Merit Pay	-	5,105	(5,105)	
17-5303-02-00-00	Group Insurance Waiver	-	1,542	(1,542)	
17-5305-01-00-00	Medicare Tax Payments for Employees	-	1,655	(1,655)	
17-5305-02-03-00	Medicare Tax Payments for Employees	-	89	(89)	
17-5309-01-***	Operating Leases	3,004	-	3,004	
17-5705-01-***	Monthly Car Allowance	10,000	6,847	3,153	68.5%
17-5705-02-00-00	Monthly Car Allowance	-	639	(639)	
17-5802-01-00-00	Shipping/Freight	-	90	(90)	
17-6500-01-***	IT Allocations in to PC's & Depts.	189,288	138,496	50,792	73.2%
17-6500-02-***	IT Allocations in to PC's & Depts.	20,564	17,799	2,765	86.6%
	Total Other Expenses	4,122,016	2,950,074	1,171,942	71.6%
17 - Joint Regional Reclamation Total Expenses		7,238,980	5,269,117	1,969,863	72.8%
21 - Effluent Transmission Main					
Other Expenses					
21-5014-01-00-00	Engineering - Misc.	-	800	(800)	
21-5014-02-***	Engineering - Misc.	85,000	-	85,000	
21-5019-02-00-00	Contract Services Misc. - 29	-	417	(417)	
21-5027-02-***	Insurance - Property/Liability	564	-	564	
21-5028-01-***	Small Tools & Supplies	920	-	920	
	Total Other Expenses	86,484	1,217	85,267	1.4%
21 - Effluent Transmission Main Total Expenses		86,484	1,217	85,267	1.4%
24 - Aliso Creek Ocean Outfall					
Salary and Fringe					
24-5000-01-***	Regular Salaries-O&M	6,456	289	6,167	4.5%
24-5000-02-***	Regular Salaries-O&M	102,016	74,673	27,343	73.2%
24-5001-02-***	Overtime Salaries-O&M	3,000	141	2,859	4.7%
24-5306-02-***	Scheduled Holiday Work	1,996	52	1,944	2.6%
24-5307-02-11-00	Weekend Shift Pay	-	3	(3)	
24-5401-01-***	Fringe Benefits IN to PC's & Depts.	4,580	205	4,375	4.5%
24-5401-02-***	Fringe Benefits IN to PC's & Depts.	72,436	53,019	19,417	73.2%
	Total Payroll Costs	190,484	128,381	62,103	67.4%
Other Expenses					
24-5002-01-***	Electricity	700	-	700	
24-5002-02-***	Electricity	700	-	700	
24-5014-01-00-00	Engineering - Misc.	-	3,394	(3,394)	
24-5015-02-***	Management Support Services	20,004	17,920	2,084	89.6%
24-5027-01-00-00	Insurance - Property/Liability	-	1,344	(1,344)	
24-5027-02-***	Insurance - Property/Liability	1,396	-	1,396	
24-5031-02-***	Safety Program & Supplies	500	5,715	(5,215)	1143.0%
24-5034-02-***	Travel Expense/Tech. Conferences	2,004	-	2,004	
24-5036-02-***	Laboratory Supplies	16,004	8,841	7,163	55.2%
24-5038-01-00-00	Permits and Fines	-	3,000	(3,000)	
24-5038-02-***	Permits	138,000	137,375	625	99.5%
24-5044-02-***	Offshore Monitoring	20,004	9,482	10,523	47.4%
24-5045-02-00-00	Offshore Biochemistry - 20B	-	11	(11)	
24-5046-02-***	Effluent Chemistry	26,004	20,292	5,713	78.0%
24-5058-01-00-00	Maintenance Equip. & Facilities (Common) 41-C	-	4,010	(4,010)	
24-5069-02-***	Misc-Capital-Dilution & Metering Study	15,000	12,664	2,337	84.4%
24-5302-01-00-00	Performance Based Merit Pay	-	2	(2)	
24-5802-01-00-00	Shipping/Freight	-	26	(26)	
24-6500-02-***	IT Allocations in to PC's & Depts.	18,776	11,836	6,940	63.0%
	Total Other Expenses	259,092	235,910	23,182	91.1%
24 - Aliso Creek Ocean Outfall Total Expenses		449,576	364,291	85,285	81.0%
SOCWA					
	Total Payroll Costs	7,533,832	5,902,729	1,631,103	78.3%
	Total Other Expenses	9,930,492	6,633,891	3,296,601	66.8%

South Orange County Wastewater Authority
O&M Budget vs. Actual Comparison by PC
Year-to-Date through April 30, 2017

Exhibit E-1-A

	FY 2016-17 Budget	Actual	(Over)/Under Budget	% Expended
SOCWA Total Expenses	17,464,324	12,536,620	4,927,704	71.8%

South Orange County Wastewater Authority
Budget vs. Actual Comparison - Residual Engineering
(Labor & Fringe Costs are Net of Labor & Fringe to Capital Projects)
Year-to-Date through April 30, 2017

		FY 2016-17 Original Budget	Actual	(Over)/Under Budget	% Expended	
Salary and Fringe						
-5000--**-00	Regular Salaries-O&M	103,896	113,784	(9,888)	109.5%	(1)
-5401--**-00	Fringe Benefits IN to PC's & Depts.	73,764	80,787	(7,023)	109.5%	(1)
	Total Payroll Costs	<u>177,660</u>	<u>194,571</u>	<u>(16,911)</u>	<u>109.5%</u>	
Other Expenses						
01-5015-03-00-00	Management Support Services	39,996	-	39,996		
01-5022-03-00-00	Miscellaneous Expense	11,400	-	11,400		
01-5033-03-00-00	Recruitment	-	265	(265)		(2)
01-5034-03-00-00	Travel Expense/Tech. Conferences	-	1,252	(1,252)		(2)
01-5039-03-00-00	Membership Dues/Fees	1,200	629	571	52.4%	
01-5061-03-00-00	Mileage	396	-	396		
01-5301-03-00-00	Vehicle Pay	5,820	3,554	2,266	61.1%	
01-5302-03-00-00	Performance Based Merit Pay	-	7,363	(7,363)		(3)
01-5305-03-00-00	Medicare Tax	-	275	(275)		(2)
01-5309-03-00-00	Operating Leases	15,000	15,919	(919)	106.1%	
01-5802-03-00-00	Shipping/Freight	300	45	255	14.9%	
01-6500-03-00-00	IT Allocations in to PC's & Depts.	44,028	22,511	21,517	51.1%	
	Total Other Expenses	<u>118,140</u>	<u>51,812</u>	<u>66,328</u>	<u>43.9%</u>	
	Total Expenses	<u>295,800</u>	<u>246,384</u>	<u>49,416</u>	<u>83.3%</u>	

(1) The change in labor and fringe is due to the amount of time charged to capital projects; these are residual amounts after the transfer to capital.

(2) Expense now being reported.

(3) Budgeted as Regular Salaries.

**South Orange County Wastewater Authority
Budget vs. Actual Comparison- Administration
Year-to-Date through April 30, 2017**

Exhibit E-3

		FY 2016-17 Budget	Actual	(Over)/Under Budget	% Expended	
Salary and Fringe						
01-5401-04-00-00	Fringe Benefits IN to PC's & Depts.	484,884	403,212	81,672	83.2%	
01-6000-04-00-00	Regular Salaries-Admin & IT	682,932	567,905	115,027	83.2%	
01-6001-04-00-00	Overtime Salaries-Admin & IT	19,308	19,072	236	98.8%	
	Total Payroll Costs	1,187,124	990,188	196,936	83.4%	
Other Expenses						
01-5018-04-00-00	Public Notices/ Public Relations	15,996	-	15,996		
01-5027-04-00-00	Insurance - Property/Liability	39,720	28	39,692	0.1%	
01-6101-04-00-00	Recruitment & Employee Relations	12,000	32,313	(20,313)	269.3%	(1)
01-6102-04-00-00	Subscriptions	996	919	77	92.3%	
01-6200-04-00-00	Management Support Services	215,004	118,480	96,524	55.1%	
01-6201-04-00-00	Audit	35,004	16,000	19,004	45.7%	
01-6202-04-00-00	Legal	62,004	95,276	(33,272)	153.7%	
01-6203-04-00-00	Outside Services	2,004	4,469	(2,465)	223.0%	(2)
01-6204-04-00-00	Postage	1,896	2,073	(177)	109.3%	
01-6220-04-00-00	Board of Directors - Fees	-	-	-		
01-6223-04-00-00	Office Supplies - Admin	9,996	3,045	6,951	30.5%	
01-6224-04-00-00	Office Equipment Admin or IT	8,004	9,132	(1,128)	114.1%	
01-6234-04-00-00	Memberships & Trainings	96,108	76,413	19,695	79.5%	
01-6239-04-00-00	Travel & Conference	23,904	15,388	8,516	64.4%	
01-6240-04-00-00	Scholarship Sponsorship	996	1,000	(4)	100.4%	
01-6310-04-00-00	Miscellaneous	15,000	15,729	(729)	104.9%	
01-6311-04-00-00	Mileage	708	793	(85)	112.1%	
01-6313-04-00-00	Vehicle Pay Admin	12,000	10,154	1,846	84.6%	
01-6314-04-00-00	Performance Based Merit Pay Admin or IT		1,914	(1,914)		(4)
01-6317-04-00-00	Contract Services Misc	1,800	7,370	(5,570)	409.5%	(3)
01-6500-04-00-00	IT Allocations in to PC's & Depts.	122,172	59,047	63,125	48.3%	
01-6601-04-00-00	Shipping/Freight	-	2,048	(2,048)		(2)
	Total Other Expenses	675,312	471,589	203,723	69.8%	
	Total Expenses	1,862,436	1,461,778	400,658	78.5%	

(1) Recruitment fee for new Senior Accountant

(2) Expense was under budgeted.

(3) Variance due to Monthly Plant Service expense underbudgeted (\$325 per month actual vs. \$150 per month budget)

(4) Budgeted as Regular Salaries.

South Orange County Wastewater Authority
Budget vs. Actual Comparison-IT
Year-to-Date through April 30, 2017

		FY 2016-17 Budget	Actual	(Over)/Under Budget	% Expended
Salary & Fringe					
01-5401-05-00-00	Fringe Benefits IN to PC's & Depts.	52,572	21,656	30,916	41.2%
01-6000-05-00-00	Regular Salaries-Admin & IT	74,052	30,501	43,551	41.2% (1)
01-6001-05-00-00	Overtime Salaries-Admin & IT	2,004	1,712	292	85.4%
	Total Salary & Fringe	128,628	53,868	74,760	41.9%
Other Expenses					
01-5028-05-00-00	Small Tools & Supplies	504	-	504	
01-5037-05-00-00	Office Equipment	6,000	-	6,000	
01-5061-05-00-00	Mileage	348	-	348	
01-6101-05-00-00	Recruitment & Employee Relations, IT DEPT	-	619	(619)	(1)
01-6102-05-00-00	Subscriptions	-	465	(465)	(3)
01-6200-05-00-00	Management Support Services	-	55,258	(55,258)	(1)
01-6234-05-00-00	Memberships & Trainings	1,848	85	1,763	4.6%
01-6239-05-00-00	Travel & Conference	2,496	-	2,496	
01-6300-05-00-00	Software Maintenance Agreements	57,144	37,600	19,544	65.8%
01-6301-05-00-00	Hardware Maintenance Agreements	12,912	12,269	643	95.0%
01-6302-05-00-00	Cloud Subscriptions (Internet)	9,516	-	9,516	
01-6303-05-00-00	Telecommunications	109,020	102,378	6,642	93.9%
01-6305-05-00-00	IT Professional Services	241,500	111,789	129,711	46.3%
01-6306-05-00-00	Small Hardware Purchases (< \$5k)	34,896	59,792	(24,896)	171.3% (2)
01-6307-05-00-00	Small Software Purchases & Licenses (<\$5k)	48,540	10,755	37,785	22.2%
01-6309-05-00-00	Operating Leases	44,004	37,108	6,896	84.3%
01-6310-05-00-00	Miscellaneous	996	380	616	38.1%
01-6312-05-00-00	Computer & Photocopy Supplies	252	2,199	(1,947)	872.4% (4)
01-6601-05-00-00	Shipping/Freight	252	-	252	
	Total Other Expenses	570,228	430,698	139,530	75.5%
	Total Expenses before Allocation	698,856	484,566	214,290	69.3%
IT Allocations (Out) to PC's & Depts					
01-6400-05-00-00	IT Allocations (OUT) to PC's & Depts.	(698,856)	(484,566)	(214,290)	69.3%
	Total IT Allocations (Out) to PC's & Depts	(698,856)	(484,566)	(214,290)	69.3%
		(698,856)	(484,566)	(214,290)	69.3%

(1) Contractor converted to permanent hire.

(2) Variance due to purchases of cables, monitors, PCs, uninterruptable power supplies, network equipment, and peripheral devices (mice, keyboards, mouse pads) underbudgeted

(3) Expense now being reported.

(4) Expense underbudgeted.

Agenda Item

Meeting Date: June 1, 2017

TO: Board of Directors
FROM: Betty Burnett, General Manager
STAFF CONTACT: Jim Burror, Director of Operations
SUBJECT: April 2017 Operations Report

Summary/Discussion

The following selected operational reports are provided monthly to the Board of Directors. The operational reports included are as follows:

1) Monthly Operational Report

A six (6) page overview and comparison of owner use of facilities, including influent and recycled water production. The pages include ongoing calculation used by SOCWA for billing the agencies. Other items include important statistics for regulatory compliance, visitations by the public to the treatment works, and other vendor interactions. The information is broken down by facility and by member agency.

2) SOCWA Ocean Outfall Discharges by Agency

This data shows how much water is being discharged to the ocean each month and for the last 12 months. This data is presented for the agencies planning reuse projects to better understand the potential to expand water reuse in their service area.

3) Beach Ocean Monitoring Report

4) Recycled Water Report

5) Pretreatment Report

Fiscal impact

No change

Recommendation

Receive and file the operational reports.

Monthly Operational Report

SOCWA Operational Report April, 2017

Excursion, Complaint, and Violation Events

Events	CTP	RTP	JBL	Totals
Odor	0	0	0	0
Noise	0	1	0	1
Spills	0	0	0	0
Violations	0	0	0	0
Others	0	0	0	0

Noise complaint from noise before 7 am from sub-contractor working on access bridge.

Plant Wastewater Billing Characteristics

Key Parameters	CTP	RTP	JBL TP1	JBL TP2	Totals
Influent (mgd)	2.88	7.46	6.26	0.91	17.51
Effluent (mgd)	2.27	2.25	6.26	1.14	11.93
Peak Flow (mgd)	3.12	19.12	13.38	4.03	39.65
Influent BOD (mg/l)	303	247	247	349	
Influent TSS (mg/l)	337	320	630	462	
Effluent BOD (mg/l)	6.5	4.2	6.7	7.1	
Effluent TSS (mg/l)	10.3	4.6	9.6	9.7	
Effluent Turbidity (NTU)	3.4	3.1	4.9	5.2	

Recycled Water (AWT) Operations

Key Parameters	CTP	RTP	JBL	Totals
Average Flow (mgd)	1.26	5.20		6.46
Days of Operation (days)	30	30		
Total Flow (million gallons)	37.9	156.1		194.0
Plant Irrigation (million gallons)	0.10	0.15	0.26	
AWT Time Online (%)	86.0	96.5		

Wastewater Unit Definitions

mgd = million gallons per day

mg/l = milligram per liter also known as parts per million

NTU = Nephelometric Turbidity Units

SOCWA Operational Report April, 2017 (cont'd)

Biosolids Management

Biosolids Management Site	CTP	RTP	JBL	Totals
Synagro Compost (tons)		NA	0.0	0.0
Nursery Products (tons)		218.8	NA	218.8
Prima Deshecha (tons)		252.9	294.1	547.0
Other: (tons)		0.0	0.0	0.0
Total Processed (tons)		471.7	294.1	765.8

Summary of Maintenance Activities

Task Type	CTP	RTP	JBL	Totals
Preventative Maintenance	271	469	580	1,320
Corrective Maintenance	56	140	103	299

Site Visitors

Visitor Types	CTP	RTP	JBL	Totals
Regulatory	0	0	2	2
Member Agency	0	0	0	0
Residents	0	0	0	0
Others	10	17	36	63
Tours #/Visitors	0	2	0	2

Grit Disposal Management

Grit & Screenings	CTP	RTP	JBL	Totals
Simi Valley Landfill (tons)	8.1	26.3	11.0	45.4

Chemical and Energy Utilization

Chemical/Utility	CTP	RTP	JBL	Totals
Ferric Chloride (tons)	0.1	27.3	9.2	36.6
Power (kWh)	220,974	552,310	491,511	1,264,795
Natural Gas (Dth)	128	NA	6,996	7,124
Digester Gas (scfm)		0(1)	0(1)	0
Digester Gas Power Savings		0(1)		

(1) Engines were off at both JBL and RTP for ongoing construction projects.

NA = Not Available at the time this report was generated.

Wastewater Unit Definitions

kWh = kilowatt hours

Dth = Dekatherms

scfm = standard cubic feet per minute

SOCWA Operational Report April, 2017 (cont'd)

Agency Wastewater Flows to SOCWA by Facility (Including Internal Waste Streams Used for Billing)

Agency	CTP (mgd)	CTP (%)	RTP (mgd)	JBL (mgd)	JBL (%)	Total (mgd)
CLB	1.759	57.43%				1.76
EBSB	0.053	1.73%				0.05
SCWD	1.251	40.84%		1.673	26.73%	2.92
MNWD	0.000	0.00%	7.46	1.400	22.36%	8.86
CSJC				2.083	33.27%	2.08
SMWD				1.104	17.64%	1.10
Total	3.063	100.00%	7.46	6.260	100.00%	16.78

Total Agency Outfall Flows by Outfall System-Billing Flows

Agency	SJCOO (mgd)	SJCOO (%)	SJCOO Meter (mgd)	ACOO (mgd)	ACOO (%)	Total (mgd)	Notes
CLB				1.76	17.12%	1.76	
EBSB				0.05	0.52%	0.05	
SCWD	1.82	18.96%		0.39	3.76%	2.21	Includes Desalters
MNWD	1.40	14.60%		2.25	21.93%	3.65	
ETWD				1.92	18.71%	1.92	Direct Outfall Only
CSJC	2.56	26.65%				2.56	Incudes Desalter
SMWD	2.07	21.58%				2.07	Includes Chiquita
CSC	1.75	18.22%				1.75	Direct Outfall Only
IRWD				3.90	37.97%	3.90	Direct Outfall Only
Total	9.59	100.00%	10.58	10.28	100.00%	19.87	

SOCWA Operational Report April, 2017 (cont'd)

FY Flow/Solids Summary-Billing

Project Committee No. 2 Liquids (JBL)

Agency	Own (mgd)	Own (%)	Budget (mgd)	Budget (%)	Month (mgd)(1)	Month (%)	FY Avg to Date (mgd)	FY Avg to Date (%)
CSJC	4.00	30.77%	3.19	38.02%	2.083	33.27%	2.06	29.72%
MNWD	3.00	23.08%	1.40	16.69%	1.400	22.36%	1.42	20.40%
SCWD	3.75	28.85%	2.00	23.84%	1.673	26.73%	1.70	24.53%
SMWD	2.25	17.31%	1.80	21.45%	1.104	17.64%	1.76	25.35%
Total	13.00	100.00%	8.39	100.00%	6.260	100.00%	6.94	100.00%

Project Committee No. 2 Solids (JBL)

Agency	Own (lbs/d)	Own (%)	Budget (lbs/d)	Budget (%)	Month (lbs/d)	Month (%)	FY Avg to Date (lbs/d)	FY Avg to Date (%)
CSJC	11,572	30.00%	8,620	33.30%	5,342	28.11%	5,296	22.56%
MNWD	8,340	21.62%	5,270	20.36%	5,359	28.20%	5,862	24.97%
SCWD	7,715	20.00%	5,304	20.49%	4,074	21.44%	5,008	21.33%
SMWD	10,946	28.38%	6,695	25.86%	4,226	22.24%	7,312	31.14%
Total	38,573	100.00%	25,889	100.00%	19,001	100.00%	23,478	100.00%

Project Committee No. 5 - Effluent Pumping Station (SJCOO EPS)

Agency	Own (%)	Variable Budget (mgd)	Variable Budget (%)	Month Outfall Flow (mgd)	Month Outfall Flow (%)	Month EPS Outfall Flow (mgd)	Month EPS Outfall Flow (%)
CSC	16.62%	3.00	17.13%	1.75	18.22%		
CSJC	11.08%	3.83	21.87%	2.56	26.65%	2.08	33.27%
MNWD	15.51%	2.42	13.82%	1.40	14.60%	1.40	22.36%
SCWD	12.47%	2.67	15.25%	1.82	18.96%	1.67	26.73%
SMWD	44.32%	5.59	31.92%	2.07	21.58%	1.10	17.64%
Total	100.00%	17.51	100.00%	9.59	100.00%	6.26	100.00%

(1) Influent billing meter summary:

- a. CSJC is metered for two weeks of each month to determine the monthly flow.
The area velocity metering system in the collection system has an accuracy of +/- 20%.
 - b. MNWD is assumed to be 1.4 mgd unless Treatment Plant 3A is discharging to the sewer. If other discharges occur they are estimated.
 - c. SCWD is the summation of the DPSD and Victoria PS meters.
The two metering systems have an accuracy of +/- 10%.
 - d. The Oso Trabuco sewer is metered for two weeks of each month to determine the monthly flow.
The flows from MNWD are subtracted from the metering data collected to determine SMWD's flows. The area velocity metering system in the collection system has an accuracy of +/- 20%.
- Source: Cost Allocation Methodology for Project Committees, Dudek Engineering 2012.

SOCWA Operational Report April, 2017 (cont'd)

FY Flow/Solids Summary-Billing (cont'd)

Project Committee No. 5 - Outfall (SJCOO)

Agency	FY Avg Outfall Flow (mgd)	FY Avg Outfall Flow (%)	FY Avg EPS Outfall Flow (mgd)	FY Avg EPS Outfall Flow (%)
CSC	2.343	20.82%		
CSJC	2.248	19.98%	2.06	29.72%
MNWD	1.414	12.57%	1.42	20.40%
SCWD	1.742	15.48%	1.70	24.53%
SMWD	3.505	31.15%	1.76	25.35%
Total	11.253	100.00%	6.94	100.00%

Project Committee No. 15 (CTP)

Agency	Own (mgd)	Own (%)	Budget (mgd)	Budget (%)	Month (mgd)	Month (%)	FY Avg to Date (mgd)	FY Avg to Date (%)
CLB	2.54	37.91%	1.960	60.61%	1.759	57.43%	1.710	58.24%
EBSB	0.20	2.99%	0.061	1.89%	0.053	1.73%	0.052	1.76%
SCWD	2.00	29.85%	1.213	37.51%	1.251	40.84%	1.174	40.00%
MNWD	1.96	29.25%	0.000	0.00%	0.000	0.00%	0.000	0.00%
Total	6.70	100.00%	3.234	100.00%	3.063	100.00%	2.936	100.00%

Project Committee No. 17 Liquids (RTP)

Agency	Budget Liquids (mgd)	Budget Liquids (%)	Month Plant Influent (mgd)	Month Centrate (mgd)	Month Total (mgd)(1)	Month Total (%)	FY Avg to Date (mgd)	FY Avg to Date (%)
CLB	0.01408	0.167%	0.0000	0.0133	0.0133	0.18%	0.0120	0.15%
EBSB	0.00044	0.005%	0.0000	0.0004	0.0004	0.01%	0.0004	0.00%
SCWD	0.00871	0.103%	0.0000	0.0095	0.0095	0.13%	0.0082	0.10%
ETWD	0.01719	0.204%	0.0000	0.0144	0.0144	0.19%	0.0142	0.18%
MNWD	8.40541	99.521%	7.4573	0.0603	7.5177	99.50%	7.8475	99.56%
Total	8.44583	100.000%	7.4573	0.0979	7.5553	100.00%	7.8823	100.00%

(1) Month total does not double count MNWD centrate. It is included in the Monthly Plant Influent too.

SOCWA Operational Report April, 2017 (cont'd)

FY Flow/Solids Summary (cont'd)

Project Committee No. 17 Solids (RTP)

Agency	Own (lbs/d)	Own (%)	Budget (lbs/d)	Budget (%)	Total Month (lbs)	Total Month (%)	FY Avg Total to Date (lbs)	FY Avg Total to Date (%)
CLB	5,605	11.22%	4,728	12.95%	156,179	13.59%	149,180	12.61%
EBS	295	0.59%	147	0.40%	4,706	0.41%	4,551	0.38%
SCWD	4,480	8.96%	2,926	8.02%	111,080	9.67%	102,176	8.63%
ETWD	10,200	20.41%	5,903	16.17%	169,261	14.73%	176,619	14.92%
MNWD	29,395	58.82%	22,801	62.46%	707,669	61.60%	750,924	63.45%
Total	49,975	100.00%	36,505	100.00%	1,148,894	100.00%	1,183,450	100.00%

Project Committee No. 24 (ACOO)

Agency	Own (%)	Budget (mgd)	Budget (%)	Month Outfall Flow (mgd)	Month Outfall Flow (%)	FY Avg Outfall Flow (mgd)	FY Avg Outfall Flow (%)
CLB	11.000%	1.49	13.32%	1.759	17.12%	1.710	15.27%
EBS	0.780%	0.06	0.54%	0.053	0.52%	0.052	0.46%
ETWD	16.302%	2.89	25.83%	1.923	18.71%	2.592	23.14%
IRWD	15.760%	2.62	23.41%	3.901	37.97%	2.723	24.31%
MNWD	43.848%	2.96	26.45%	2.253	21.93%	3.345	29.86%
SCWD	12.310%	1.17	10.46%	0.387	3.76%	0.779	6.95%
Total	100.000%	11.19	100.00%	10.276	0.00%	11.201	100.00%

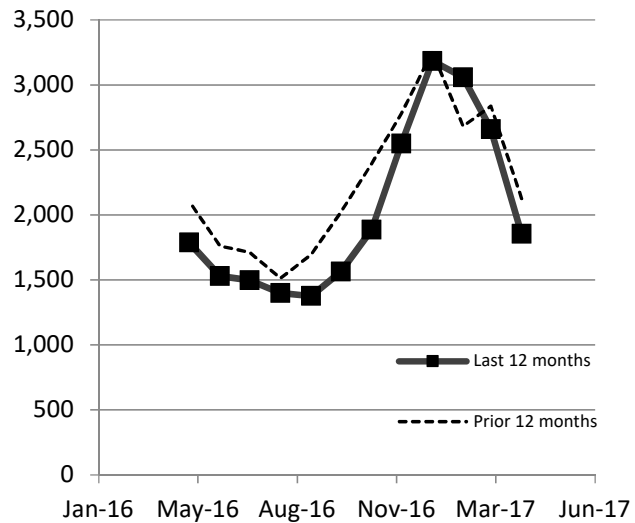
SOCWA Ocean Outfall Discharges by Agency

SOCWA Outfall Discharge Report April, 2017

Agency	SJCOO (mgd)	SJCOO (%)	ACOO (mgd)	ACOO (%)	Total (mgd)
CLB			1.76	17.12%	1.76
EBSD			0.05	0.52%	0.05
SCWD	1.82	18.96%	0.39	3.76%	2.21
MNWD	1.40	14.60%	2.25	21.93%	3.65
ETWD			1.92	18.71%	1.92
CSJC	2.56	26.65%			2.56
SMWD	2.07	21.58%			2.07
CSC	1.75	18.22%			1.75
IRWD			3.90	37.97%	3.90
Total	9.59	100.00%	10.28	100.00%	19.87
or Acre-Feet per year equivalent					22,251

12-Month Running Total Discharge to Ocean Outfalls (AF)

Apr-17	1,854
Mar-17	2,659
Feb-17	3,057
Jan-17	3,184
Dec-16	2,549
Nov-16	1,886
Oct-16	1,564
Sep-16	1,376
Aug-16	1,399
Jul-16	1,496
Jun-16	1,528
May-16	1,788
Total	24,341



Beach / Ocean Monitoring Report

ALISO CREEK OCEAN OUTFALL MONITORING REPORT

April 2017

DATE	IRWD LOS ALISOS WRP				EL TORO WRP				SOCWA REGIONAL PLANT				SOCWA COASTAL PLANT				IRWD IDP	IRWD SGU	SCWD ACWRF	ACOO FLOW	Rain Fall
	FLOW MGD	TSS mg/L	cBOD mg/L	SS ml/L	FLOW MGD	TSS mg/L	cBOD mg/L	SS ml/L	FLOW MGD	TSS mg/L	cBOD mg/L	SS ml/L	FLOW MGD	TSS mg/L	cBOD mg/L	SS ml/L	FLOW MGD	FLOW MGD	FLOW MGD	FLOW MGD	inches
04/01/17	3.181	9.2	<0.1	<0.1	2.034	20.2	12.8	<0.1	1.820				2.154				0.429	0.424	0.095	10.137	0.00
04/02/17	3.178	11.0	5.3	<0.1	2.243	19.4	9.3	<0.1	2.810	3.4	3.0	<0.1	2.484	10.1	8.0		0.430	0.550	0.109	11.804	0.00
04/03/17	3.460	8.4	4.6	<0.1	2.573	11.8	10.4	<0.1	3.750	4.2	3.0	<0.1	2.508	10.0	7.0	<0.1	0.430	0.554	0.102	13.377	0.00
04/04/17	3.454	9.4	4.3	<0.1	2.220	21.0	9.8	<0.1	0.620	7.4	3.0	0.1	1.865	7.4	6.0	<0.1	0.026	0.581	0.063	8.829	0.00
04/05/17	3.213	10.0	5.3	<0.3	2.553	19.6	12.5	<0.1	0.440	6.1	3.0	0.2	1.608	4.4	4.0	<0.1	0.318	0.587	0.125	8.844	0.00
04/06/17	3.175	11.0	6.2	<0.3	1.078	15.8	10.0	<0.1	0.690	4.1	9.0	0.5	1.815	15.4	7.0	0.1	0.430	0.589	0.085	7.862	0.00
04/07/17	3.176	12.0	6.4	<0.2	1.670	12.6	6.7	<0.1	0.430	4.0	4.0	0.1	2.369	9.0	6.0	0.1	0.429	0.588	0.098	8.760	0.00
04/08/17	3.180	11.0		<0.3	1.214	12.4	3.6	<0.1	3.710				1.727				0.426	0.588	0.093	10.938	0.03
04/09/17	3.177	12.0	6.1	<0.3	2.681	17.0	5.8	<0.1	4.340	5.7	6.0	<0.1	1.717	16.3	12.0		0.407	0.587	0.088	12.997	0.00
04/10/17	3.177	11.0	6.1	<0.3	2.272	19.4	7.2	<0.1	5.350	4.6	4.0	<0.1	1.574	13.5	9.0	<0.1	0.427	0.588	0.092	13.480	0.00
04/11/17	3.177	12.0	6.4	<0.1	2.215	17.2	7.1	<0.1	4.450	4.9	4.0	0.1	1.867	3.2	4.0	<0.1	0.426	0.588	0.060	12.783	0.00
04/12/17	3.176	11.0	7.5	<0.3	2.355	19.8	6.6	<0.1	4.080	3.5	3.0	0.2	1.618	15.5	9.0	<0.1	0.430	0.587	0.103	12.349	0.00
04/13/17	3.503	12.0	7.8	<0.3	1.560	12.6	5.0	<0.1	2.580	4.3	4.0	0.1	1.380	10.2	6.0	0.1	0.429	0.588	0.074	10.114	0.00
04/14/17	2.925	13.0		<0.3	1.932	15.4	6.5	<0.1	5.480	11.2	11.0	0.1	1.611	9.6	6.0	0.1	0.818	0.607	0.085	13.458	0.00
04/15/17	2.892	16.0		<0.3	2.106	13.0	5.9	<0.1	3.020				1.376				0.855	0.613	0.054	10.916	0.00
04/16/17	2.895	15.0	7.3	<0.3	1.258	15.2	8.2	<0.1	2.060	4.1	4.0	<0.1	1.501	17.7	13.0		0.855	0.612	0.041	9.222	0.00
04/17/17	3.239	14.0	6.3	<0.3	2.015	16.4	7.1	<0.1	2.950	3.9	2.0	<0.1	2.716	10.1	5.0	<0.1	0.855	0.612	0.099	12.486	0.00
04/18/17	3.256	16.0	7.7	<0.3	2.277	18.2	11.3	<0.1	1.830	2.3	3.0	0.1	3.129	8.9	6.0	<0.1	0.855	0.611	0.070	12.028	0.00
04/19/17	3.453	15.0	9.2	<0.3	1.858	21.8	7.6	<0.1	0.860	3.7	3.0	0.1	1.687	7.8	<2.0	0.1	0.855	0.610	0.089	9.412	0.00
04/20/17	3.154	15.0	6.7	<0.3	1.477	13.6	8.0	<0.1	0.750	3.4	3.0	0.1	0.945	10.9	7.0	<0.1	0.854	0.637	0.111	7.928	0.00
04/21/17	3.522	22.0	9.5	<0.3	2.031	13.2	9.3	<0.1	0.690	3.4	3.0	0.1	2.364	3.6	3.0	0.1	0.855	0.637	0.109	10.208	0.00
04/22/17	3.209	19.0		<0.3	2.032	13.4	4.3	<0.1	1.700				2.920				0.854	0.637	0.095	11.447	0.00
04/23/17	3.177	20.0	7.6	<0.3	1.889	13.4	4.8	<0.1	2.670	3.4	4.0	<0.1	2.398	3.8	7.0		0.855	0.636	0.055	11.680	0.00
04/24/17	3.179	22.0	9.1	<0.3	1.461	17.6	5.1	<0.1	2.360	4.9	5.0	<0.1	2.700	16.3	7.0	0.2	0.854	0.636	0.030	11.220	0.00
04/25/17	2.306	16.0	6.1	<0.3	2.068	16.6	5.4	<0.1	1.080	3.0	4.0	0.2	2.706	6.2	6.0	0.2	0.855	0.635	0.010	9.660	0.00
04/26/17	No Flow				2.135	14.6	4.8	<0.1	0.820	5.1	4.0	<0.1	2.871	9.0	6.0	0.1	0.855	0.635	0.009	7.325	0.00
04/27/17	No Flow				1.650	12.6	3.9	<0.1	0.760	4.3	3.0	0.1	3.496	11.4	5.0	<0.1	0.854	0.634	0.085	7.479	0.00
04/28/17	No Flow				1.431	11.4	5.0	<0.1	1.100	3.7	4.0	<0.1	2.656	21.3		0.1	0.854	0.633	0.086	6.760	0.00
04/29/17	No Flow				1.701	11.6	3.5	<0.1	1.730				2.922				0.854	0.647	0.002	7.856	0.00
04/30/17	No Flow				1.688	7.0	3.7	<0.1	2.660	6.8	5.0	0.1	3.283	5.8	5.0	<0.1	0.854	0.647	0.004	9.136	0.00
AVG	2.648	13.7	6.8	<0.3	1.923	15.5	7.0	<0.1	2.253	4.6	4.2	<0.1	2.199	10.3	6.5	<0.1	0.651	0.603	0.074	10.350	
TOTAL	79.43				57.68				67.59				65.97				19.53	18.08	2.221	310.50	0.03

South Orange County Wastewater Authority-Aliso Creek Ocean Outfall

REPORT FOR: April 2017
 REPORT DUE: June 1 2017
 SAMPLE SOURCE: Surf zone
 TYPE OF SAMPLE: Grab

REPORT FREQUENCY: Monthly
 EXACT SAMPLE POINTS: As specified in Unified Monitoring Plan
 SAMPLES COLLECTED BY: SOCWA Lab
 SAMPLES ANALYZED BY: SOCWA Lab

Tidal Condition: Low Tide 1010

Weather: Overcast

COMMENTS:

STA#	DATE	TIME	Total Coliform	Fecal Coliform	Entero-coccus	Material of Sewage Origin		Oil & Grease	Odor	Water Color	H2O Temp(F)	Water Condition	Water Outlet	Birds
			CFU/100ml SM9222B	CFU/100ml SM9222D	CFU/100ml EPA 1600	Onshore	Offshore							
S3	04/03/17	0950	9	<20	2	None	None	None	None	Green	61	Slightly Turbid		
S4	04/03/17	0940	<20	<20	<3	None	None	None	None	Green		Slightly Turbid		
S5	04/03/17	0930	<20	<20	<3	None	None	None	None	Green		Slightly Turbid		
S6	04/03/17	0920	100	<20	<3	None	None	None	None	Green		Slightly Turbid		
WEST	04/03/17	0915	100	9	2	None	None	None	None	Green		Slightly Turbid		
S7	04/03/17	0910	100	<20	3	None	None	None	None	Green		Slightly Turbid		
S8	04/03/17	0905	100	100	<3	None	None	None	None	Green		Slightly Turbid		
S9	04/03/17	0840	>=400	200	100	None	None	None	None	Green	62	Turbid	Flowing	
ACM1	04/03/17	0845	>=500	100	100	None	None	None	None	Green		Turbid	Flowing	
S10	04/03/17	0825	100	40	<3	None	None	None	None	Green		Slightly Turbid		
S11	04/03/17	0820	1,000	700	2	None	None	None	None	Green		Slightly Turbid		
S12	04/03/17	0815	9	<20	5	None	None	None	None	Green		Slightly Turbid		

RECREATIONAL WATER LIMITATIONS: Single Sample Maximum - Total coliform density shall not exceed 10,000 per 100ml; Fecal coliform density shall not exceed 400 per 100ml; Enterococcus density shall not exceed 104 per 100ml.

Unified Beach Monitoring

#2

South Orange County Wastewater Authority-Aliso Creek Ocean Outfall

REPORT FOR: April 2017
 REPORT DUE: June 1, 2017
 SAMPLE SOURCE: Receiving water surf zone
 TYPE OF SAMPLE: Grab

REPORT FREQUENCY: Monthly
 EXACT SAMPLE POINTS: As specified in Unified Monitoring Plan
 SAMPLES COLLECTED BY: SOCWA Lab
 SAMPLES ANALYZED BY: SOCWA Lab

Tidal Condition: High Tide 1033

Weather: Clear

COMMENTS:

STA#	DATE	TIME	Total	Fecal	Entero-	Material of Sewage		Oil & Grease	Odor	Water Color	H2O Temp(F)	Water Condition	Water Outlet	Birds
			Coliform CFU/100ml SM9222B	Coliform CFU/100ml SM9222D	coccus CFU/100ml EPA 1600	Onshore	Offshore							
S3	04/12/17	1015	<20	<20	<3	None	None	None	None	Green	63	Slightly Turbid		
S4	04/12/17	1005	<10	<10	<4	None	None	None	None	Green		Slightly Turbid		
S5	04/12/17	0950	<20	<20	<3	None	None	None	None	Green		Slightly Turbid		
S6	04/12/17	0925				None	None	None	None	Green		Slightly Turbid		
WEST	04/12/17	0920	<20	<20	<3	None	None	None	None	Green		Slightly Turbid		
S7	04/12/17	0915	<20	<20	2	None	None	None	None	Green		Slightly Turbid		
S8	04/12/17	0910	<20	<20	<3	None	None	None	None	Green		Slightly Turbid		
S9	04/12/17	0835	9	<20	<3	None	None	None	None	Green	59	Slightly Turbid	Flowing	
ACM1	04/12/17	0840	9	<20	2	None	None	None	None	Green		Slightly Turbid	Flowing	
S10	04/12/17	0825	<20	<20	<3	None	None	None	None	Green		Slightly Turbid		
S11	04/12/17	0820	20	9	<3	None	None	None	None	Green		Slightly Turbid		
S12	04/12/17	0815	<20	<20	<3	None	None	None	None	Green		Slightly Turbid		

RECEIVING WATER LIMITATIONS: Single Sample Maximum - Total coliform density shall not exceed 10,000 per 100ml; Fecal coliform density shall not exceed 400 per 100ml; Enterococcus density shall not exceed 104 per 100ml.

South Orange County Wastewater Authority-Aliso Creek Ocean Outfall

REPORT FOR: April 2017
 REPORT DUE: June 1, 2017
 SAMPLE SOURCE: Receiving water surf zone
 TYPE OF SAMPLE: Grab

REPORT FREQUENCY: Monthly
 EXACT SAMPLE POINTS: As specified in Unified Monitoring Plan
 SAMPLES COLLECTED BY: SOCWA Lab
 SAMPLES ANALYZED BY: SOCWA Lab

Tidal Condition: Low tide 944

Weather: Fog

COMMENTS:

STA#	DATE	TIME	Total	Fecal	Entero-	Material of Sewage		Oil & Grease	Odor	Water Color	H2O Temp(F)	Water Condition	Water Outlet	Birds
			Coliform CFU/100ml SM9222B	Coliform CFU/100ml SM9222D	coccus CFU/100ml EPA 1600	Onshore	Offshore							
S3	04/18/17	1100	<20	<20	<3	None	None	None	None	Green	59	Clear		
S4	04/18/17	1045	<20	<20	<3	None	None	None	None	Green		Clear		
S5	04/18/17	1025	<20	<20	<3	None	None	None	None	Green		Clear		
S6	04/18/17	1010	<20	20	<3	None	None	None	None	Green		Clear		
WEST	04/18/17	1005	<20	<20	<3	None	None	None	None	Green		Clear		
S7	04/18/17	1000	<20	<20	<3	None	None	None	None	Green		Clear		
S8	04/18/17	950	<20	<20	<3	None	None	None	None	Green		Clear		
S9	04/18/17	940	20	<20	<3	None	None	None	None	Green		Clear		
ACM1	04/18/17	930	9	<20	<3	None	None	None	None	Green		Clear		
S10	04/18/17	915	40	20	<3	None	None	None	None	Green		Clear		
S11	04/18/17	900	9	<20	<3	None	None	None	None	Green		Clear		
S12	04/18/17	845	<20	<20	<3	None	None	None	None	Green	58	Clear		

RECEIVING WATER LIMITATIONS: Single Sample Maximum - Total coliform density shall not exceed 10,000 per 100ml; Fecal coliform density shall not exceed 400 per 100ml; Enterococcus density shall not exceed 104 per 100ml.

South Orange County Wastewater Authority-Aliso Creek Ocean Outfall

REPORT FOR: April 2017
 REPORT DUE: June 1, 2017
 SAMPLE SOURCE: Receiving water surf zone
 TYPE OF SAMPLE: Grab

REPORT FREQUENCY: Monthly
 EXACT SAMPLE POINTS: As specified in Unified Monitoring Plan
 SAMPLES COLLECTED BY: SOCWA Lab
 SAMPLES ANALYZED BY: SOCWA Lab

Tidal Condition: High Tide 0814

Weather: Overcast

COMMENTS:

STA#	DATE	TIME	Total	Fecal	Entero-	Material of Sewage		Oil & Grease	Odor	Water Color	H2O Temp(F)	Water Condition	Water Outlet	Birds
			Coliform CFU/100ml SM9222B	Coliform CFU/100ml SM9222D	coccus CFU/100ml EPA 1600	Onshore	Offshore							
S3	04/24/17	0955	>=9	<20	<3	None	None	None	None	Green	65	Slightly Turbid		
S4	04/24/17	0945	<20	9	2	None	None	None	None	Green		Slightly Turbid		
S5	04/24/17	0930	<20	<20	<3	None	None	None	None	Green		Slightly Turbid		
S6	04/24/17	0920	<20	<20	2	None	None	None	None	Green		Slightly Turbid		
WEST	04/24/17	0917	<20	<20	<3	None	None	None	None	Green		Slightly Turbid		
S7	04/24/17	0915	9	<20	<3	None	None	None	None	Green		Slightly Turbid		
S8	04/24/17	0910	30	<20	<3	None	None	None	None	Green	64	Slightly Turbid		
S9	04/24/17	0845	40	<20	3	None	None	None	None	Green		Slightly Turbid		
ACM1	04/24/17	0840	70	<20	2	None	None	None	None	Green		Slightly Turbid		
S10	04/24/17	1029	50	<20	2	None	None	None	None	Green		Slightly Turbid		
S11	04/24/17	0825	2,400	130	22	None	None	None	None	Green		Slightly Turbid		
S12	04/24/17	0820	30	20	<3	None	None	None	None	Green		Slightly Turbid		

RECEIVING WATER LIMITATIONS: Single Sample Maximum - Total coliform density shall not exceed 10,000 per 100ml; Fecal coliform density shall not exceed 400 per 100ml; Enterococcus density shall not exceed 104 per 100ml.

Aliso Creek Ocean Outfall

Unified Beach Water Quality Monitoring Stations

SOCWA's NPDES discharge permit requires participation in the South Orange County Unified Beach Water Quality Monitoring Program. The monitoring stations below are tested by SOCWA at least once per week for Total and Fecal Coliform and Enterococcus Bacteria.

Station	Location
S3	Three Arch Bay Beach; 10,000' down-coast from ACOO
S4	Ninth Street-1000 Steps; 5,000' down-coast from ACOO
S5	Laguna Lido Beach; 4,000 down-coast from ACOO
West	West Street Drain; 2,000' down-coast from ACOO
S6	Table Rock Beach; 3,000' down-coast from ACOO
S7	Camel Point Beach; 2,000' down-coast from ACOO
S8	Aliso Beach south; 1,000' down-coast from ACOO
S9	Aliso Beach middle; at ACOO
ACM1	Aliso Beach at Aliso Creek Outlet
S10	Aliso Beach north; 1,000' up-coast of ACOO
S11	Treasure Island Beach; 2,000' up-coast of ACOO
S12	Goff Island Beach; 3,000' up-coast of ACOO

Unified Beach Water Quality Sample Station Map – Aliso Creek Ocean Outfall



MONITORING REPORT

Off Shore Stations

South Orange County Wastewater Authority

DISCHARGE: Aliso Creek Ocean Outfall

REPORT FOR: April 2017

REPORT DUE: June 1, 2017

SAMPLE SOURCE: Receiving water, nearshore and offshore

EXACT SAMPLE POINTS: As specified in permit

SAMPLES COLLECTED BY: Seaventures/SOCWA staff

SAMPLES ANALYZED BY: SOCWA Lab

REPORT FREQUENCY: Monthly

SAMPLING FREQUENCY: Monthly

TYPE OF SAMPLE: Grab

Comments: Low Tide 1149; Foam @ N2 & N7

Sta No.	Sample Depth	Sample Date	Total Coliform	Fecal Coliform	Enterococcus	Sample Time	Oil & Grease	Sewage Debris	0 - None 1 - Mild 2 - Moderate 3 - Severe
			CFU/100ml SM9222B	CFU/100ml SM9222D	CFU/100ml EPA 1600				
A-1	Surface	04/20/17	<2	<2	<2	804	0	0	
A-1	Mid depth	04/20/17	<10	<10	<10				
A-2	Surface	04/20/17	<2	<2	<2	752	0	0	
A-2	Mid depth	04/20/17	<10	<10	<10				
A-3	Surface	04/20/17	<2	<2	<2	756	0	0	
A-3	Mid depth	04/20/17	<10	<10	<10				
A-4	Surface	04/20/17	<2	<2	<2	809	0	0	
A-4	Mid depth	04/20/17	10	<10	<10				
A-5	Surface	04/20/17	<2	<2	<2	800	0	0	
A-5	Mid depth	04/20/17	<10	<10	<10				
B-1	Surface	04/20/17	<2	<2	<2	743	0	0	
B-1	Mid depth	04/20/17	<10	<10	<10				
B-2	Surface	04/20/17	<2	<2	<2	816	0	0	
B-2	Mid depth	04/20/17	<10	<10	<10				
N1	Surface	04/20/17	2	<2	<2	830	0	0	
N2	Surface	04/20/17	<2	<2	<2	829	0	0	
N3	Surface	04/20/17	<2	<2	<2	828	0	0	
N4	Surface	04/20/17	<2	<2	<2	827	0	0	
N5	Surface	04/20/17	<2	<2	<2	826	0	0	
N6	Surface	04/20/17	<2	<2	<2	825	0	0	
N7	Surface	04/20/17	<2	<2	<2	823	0	0	

REQUIREMENT: (1) Floating particulates and grease and oil shall not be visible. (2) The discharge of wasteshall not cause aesthetically undesirable discoloration of the ocean surface.

**Compliance Summary Report
Aliso Creek Ocean Outfall 2017**

ACOO Permit Order No. R9-2012-0013							
Agency - Facility	Violation Date	Constituent	Effluent Limit Violation	Units	Permit Limit	Reported Value	Potential Fine
There were no water quality violations during this reporting period.							



**SOCWA and MEMBER AGENCY FACILITIES
ACOO Spill / Overflow Report Log - 2017
Order No. R9-2012-0013 ~ NPDES Permit No. CA0107611**

Reporting Agency	Responsible Agency	Estimated Volume (Gallons)	Type of Discharge	Location/Comments	Receiving Waters	Date Reported To State	Date Resolved
SOCWA	Regional Treatment Plant	60	Tertiary Effluent	Broken 3WHP 1" reclaimed water line due to a broken elbow. Spill was contained and pumped back to the plant.	None	N/A	1/11/2017
SOCWA	Regional Treatment Plant	124,320	Secondary Effluent	One of two applied reclaimed water effluent pumps failed. These pumps push water from the reclaimed water effluent pond to the reclaimed water reservoirs. The single pump could not keep up with the demand thus leading to a spill from the pond. All flows were diverted to the outfall while the applied pump was repaired. Sandbags were placed around the overflow in an effort to contain secondary water in the pond.	Sulphur Creek Aliso Creek Pacific Ocean	1/23/2017	1/22/2017

SAN JUAN CREEK OCEAN OUTFALL MONITORING REPORT

April 2017

DATE	J.B. LATHAM FACILITY				SAN CLEMENTE WRP				SMWD CHIQUITA WRP				3-A PLANT				CSJC	SCWD	SJCOO	Rain
	FLOW MGD	TSS mg/L	cBOD mg/L	SS ml/L	FLOW MGD	TSS mg/L	cBOD mg/L	SS ml/L	FLOW MGD	TSS mg/L	cBOD mg/L	SS ml/L	FLOW MGD	TSS mg/L	cBOD mg/L	SS ml/L	FLOW MGD	FLOW MGD	FLOW MGD	Fall inches
04/01/17	7.010				1.864				0.440				0.953				0.523	0.168	11.270	0.00
04/02/17	8.150	13.7	11.2		2.376				1.870				No Flow				0.346	0.168	12.970	0.00
04/03/17	8.160	5.7	9.7	<0.1	2.793	8.1	7.0	<0.1	2.590	18.0	10.8	<0.1	No Flow				0.521	0.168	14.410	0.00
04/04/17	8.020	17.4	12.9	<0.1	1.204	7.8	5.0	<0.1	1.620	14.4	12.5	<0.1	No Flow				0.539	0.168	12.110	0.00
04/05/17	7.810	14.4	7.7	<0.1	1.580	8.0	6.0	<0.1	1.920	17.6	10.9	<0.1	No Flow				0.540	0.168	11.790	0.00
04/06/17	6.800	8.2	5.2	0.1	1.469	9.2	6.0	<0.1	1.700	20.0	8.7	<0.1	1.249	5.6	8.0	0.2	0.541	0.168	12.170	0.00
04/07/17	6.320	9.8	5.3	0.1	1.504	23.3	16.0	<0.1	1.470	17.2	9.4	0.1	0.068	5.6	5.0	<0.1	0.540	0.168	10.430	0.00
04/08/17	6.500				1.196				0.770				0.023				0.542	0.168	9.430	0.03
04/09/17	6.620	6.0	7.2		1.462				2.160				0.009				0.542	0.168	11.730	0.00
04/10/17	6.830	9.7	5.6	0.2	2.191	15.8	10.0	<0.1	1.500	24.8	14.0	<0.1	0.021	4.0	12.0	0.1	0.541	0.168	11.880	0.00
04/11/17	6.910	7.8	5.2	<0.1	1.594	10.4	8.0	<0.1	1.720	16.8	14.0	<0.1	0.022	4.4	12.0	<0.1	0.541	0.013	11.400	0.00
04/12/17	6.630	10.9	7.8	0.1	1.396	8.3	7.0	<0.1	0.520	25.2	11.6	<0.1	0.008	2.4	2.0	<0.1	0.153	No Flow	9.080	0.00
04/13/17	6.500	6.1	5.3	0.1	1.547	8.1	6.0	<0.1	0.600	16.8	11.0	0.1	0.006	2.0	3.0	<0.1	0.290	0.150	8.640	0.00
04/14/17	6.690	13.5	7.8	0.1	1.698	8.4	6.0	<0.1	0.980	15.6	8.9	0.1	0.010	2.4	3.0	<0.1	0.513	0.168	10.540	0.00
04/15/17	6.510				1.664				0.270				0.011				0.531	0.168	9.670	0.00
04/16/17	6.940	7.5	8.2		3.394				0.290				0.011				0.534	0.168	11.350	0.00
04/17/17	6.820	11.8	5.0	<0.1	3.279	7.9	6.0	<0.1	1.600	1,220.0	24.0	1.2	0.015	3.6	16.0	0.1	0.535	0.168	12.710	0.00
04/18/17	6.640	10.0		<0.1	2.063	7.7	5.0	<0.1	0.960	206.0	22.8	1.1	0.021	3.2	14.0	0.1	0.537	0.168	11.150	0.00
04/19/17	6.390	9.7	4.8	<0.1	1.826	8.8	6.0	<0.1	0.790	4.8	7.0	0.1	0.015	3.2	3.0	0.1	0.537	0.168	10.170	0.00
04/20/17	6.450	8.2	5.0	0.2	1.471	9.0	7.0	<0.1	0.850	16.0	9.9	<0.1	0.013	6.8	3.0	<0.1	0.531	0.168	10.130	0.00
04/21/17	6.420	8.4	6.0	0.2	1.686	11.2	8.0	<0.1	0.240	13.2	8.6	<0.1	0.014	1.2	3.0	<0.1	0.156	0.168	8.510	0.00
04/22/17	6.480				1.287				0.040				0.023				0.517	0.168	8.660	0.00
04/23/17	6.830	6.6	7.2		1.694				0.160				0.021				0.535	0.168	9.330	0.00
04/24/17	7.080	11.2	4.3	0.1	1.238	8.2	6.0	<0.1	0.990	31.2	14.5	0.4	0.025	2.4	10.0	<0.1	0.533	0.168	10.880	0.00
04/25/17	6.680	6.8	5.3	<0.1	2.161	8.2	6.0	<0.1	0.760	20.8	12.8	<0.1	0.017	2.8	10.0	<0.1	0.539	0.014	10.230	0.00
04/26/17	6.430	7.7	6.3	<0.1	1.110	9.3	7.0	<0.1	0.520	19.6	12.2	0.2	0.020	1.6	5.0	<0.1	0.269	No Flow	9.160	0.00
04/27/17	6.520	13.3	7.0	0.1	1.646	10.2	8.0	<0.1	0.420	22.0	13.3	0.2	0.136	2.0	6.0	<0.1	0.250	0.149	8.990	0.00
04/28/17	6.380	8.6	4.3	0.1	1.517	7.8	6.0	<0.1	0.660	16.8	11.9	0.1	0.028	2.0	6.0	<0.1	0.493	0.168	9.880	0.00
04/29/17	6.350				1.162				0.120				0.009				0.510	0.168	9.070	0.00
04/30/17	6.530	8.1	7.5		1.353				0.430				0.017				0.509	0.168	9.530	0.00
AVG	6.813	9.6	6.7	<0.1	1.748	9.8	7.1	<0.1	0.965	87.8	12.4	<0.2	0.092	3.2	7.1	<0.1	0.473	0.145	10.576	
TOTAL	204.400				52.425				28.960				2.765				14.188	4.358	317.270	0.03

REPORT FOR: April 2017
 REPORT DUE: June 1, 2017
 SAMPLE SOURCE: Receiving water surf zone
 TYPE OF SAMPLE: Grab

REPORT FREQUENCY: Monthly
 EXACT SAMPLE POINTS: As specified in Unified Monitoring Plan
 SAMPLES COLLECTED BY: SOCWA Lab
 SAMPLES ANALYZED BY: SOCWA Lab

Tidal Condition: Low Tide 1010

Weather: Overcast

COMMENTS:

STA#	DATE	TIME	Total	Fecal	Entero-	Material of Sewage		Oil & Grease	Odor	Water Color	H2O Temp(F)	Water Condition	Water Outlet	Birds
			Coliform CFU/100ml SM9222B	Coliform CFU/100ml SM9222D	coccus CFU/100ml EPA 1600	Onshore	Offshore							
S0	04/03/17	810	<40	<40	7	None	None	None	None	Green	62	Slightly Turbid		
S1	04/03/17	825	<40	<40	2	None	None	None	None	Green		Turbid		
S2	04/03/17	755	20	<40	2	None	None	None	None	Green		Slightly Turbid		
DSB5	04/03/17	750	100	40	50	None	None	None	None	Green	62	Turbid		
S3	04/03/17	835	<40	<40	5	None	None	None	None	Green	62	Turbid		
DSB4	04/03/17	830	<40	<40	4	None	None	None	None	Green		Slightly Turbid		
S5	04/03/17	845	<40	<40	5	None	None	None	None	Green		Turbid		
DSB1	04/03/17	850	20	20	10	None	None	None	None	Green		Slightly Turbid		
SJC1	04/03/17	0805	50	<100	<3	None	None	None	None	Green		Clear		100

RECEIVING WATER LIMITATIONS: Single Sample Maximum - Total coliform density shall not exceed 10,000 per 100ml; Fecal coliform density shall not exceed 400 per 100ml; Enterococcus density shall not exceed 104 per 100ml.

South Orange County Wastewater Authority-San Juan Creek Ocean Outfall

REPORT FOR: April 2017
 REPORT DUE: June 1, 2017
 SAMPLE SOURCE: Receiving water surf zone
 TYPE OF SAMPLE: Grab

REPORT FREQUENCY: Monthly
 EXACT SAMPLE POINTS: As specified in Unified Monitoring Plan
 SAMPLES COLLECTED BY: SOCWA Lab
 SAMPLES ANALYZED BY: SOCWA Lab

Tidal Condition: high tide 1033

Weather: Clear

COMMENTS:

STA#	DATE	TIME	Total	Fecal	Entero-	Material of Sewage		Oil & Grease	Odor	Water Color	H2O Temp(F)	Water Condition	Water Outlet	Birds
			Coliform CFU/100ml SM9222B	Coliform CFU/100ml SM9222D	coccus CFU/100ml EPA 1600	Onshore	Offshore							
S0	04/12/17	850	90	50	10	None	None	None	None	Green	58	Turbid		
S1	04/12/17	859	20	<40	2	None	None	None	None	Green		Turbid		
S2	04/12/17	830	<40	<40	2	None	None	None	None	Green	59	Turbid		
DSB5	04/12/17	930	<40	<40	<4	None	None	None	None	Green		Turbid		
S3	04/12/17	905	20	<40	2	None	None	None	None	Green		Turbid		
DSB4	04/12/17	906	<40	<40	2	None	None	None	None	Green		Turbid		
S5	04/12/17	910	<40	<40	4	None	None	None	None	Green		Turbid		
DSB1	04/12/17	920	<40	<40	<4	None	None	None	None	Green		Turbid		
C1	04/12/17	840	200	<200	9	None	None	None	None	Green		Turbid		

RECEIVING WATER LIMITATIONS: Single Sample Maximum - Total coliform density shall not exceed 10,000 per 100ml; Fecal coliform density shall not exceed 400 per 100ml; Enterococcus density shall not exceed 104 per 100ml.

South Orange County Wastewater Authority-San Juan Creek Ocean Outfall

REPORT FOR: April 2017
 REPORT DUE: June 1, 2017
 SAMPLE SOURCE: Receiving water surf zone
 TYPE OF SAMPLE: Grab

REPORT FREQUENCY: Monthly
 EXACT SAMPLE POINTS: As specified in Unified Monitoring Plan
 SAMPLES COLLECTED BY: SOCWA Lab
 SAMPLES ANALYZED BY: SOCWA Lab

Tidal Condition: Low Tide 0825

Weather: Clear

COMMENTS:

STA#	DATE	TIME	Total	Fecal	Entero-	Material of Sewage		Oil & Grease	Odor	Water Color	H2O Temp(F)	Water Condition	Water Outlet	Birds
			Coliform CFU/100ml SM9222B	Coliform CFU/100ml SM9222D	coccus CFU/100ml EPA 1600	Onshore	Offshore							
S0	04/17/17	0950	<40	40	4	None	None	None	None	Green		Turbid		
S1	04/17/17	0957	<40	<40	<4	None	None	None	None	Green		Turbid		
S2	04/17/17	0930	<40	<40	4	None	None	None	None	Green	62	Turbid		
DSB5	04/17/17	1037	<40	<40	5	None	None	None	None	Green		Turbid		
S3	04/17/17	1000	40	<40	<4	None	None	None	None	Green		Turbid		
DSB4	04/17/17	1002	<40	<40	<4	None	None	None	None	Green		Turbid		
S5	04/17/17	1011	<40	40	7	None	None	None	None	Green		Turbid		
DSB1	04/17/17	1017	<40	<40	4	None	None	None	None	Green	62	Turbid		
C1	04/17/17	0953	100	200	70	None	None	None	None	Green		Turbid		

RECEIVING WATER LIMITATIONS: Single Sample Maximum - Total coliform density shall not exceed 10,000 per 100ml; Fecal coliform density shall not exceed 400 per 100ml; Enterococcus density shall not exceed 104 per 100ml.

South Orange County Wastewater Authority-San Juan Creek Ocean Outfall

REPORT FOR: April 2017
 REPORT DUE: June 1, 2017
 SAMPLE SOURCE: Receiving water surf zone
 TYPE OF SAMPLE: Grab

REPORT FREQUENCY: Monthly
 EXACT SAMPLE POINTS: As specified in Unified Monitoring Plan
 SAMPLES COLLECTED BY: SOCWA Lab
 SAMPLES ANALYZED BY: SOCWA Lab

Tidal Condition: High tide 0814

Weather: Overcast

COMMENTS:

STA#	DATE	TIME	Total Coliform	Fecal Coliform	Enterococcus	Material of Sewage		Oil & Grease	Odor	Water Color	H2O Temp(F)	Water Condition	Water Outlet	Birds
			CFU/100ml SM9222B	CFU/100ml SM9222D	CFU/100ml EPA 1600	Onshore	Offshore							
S0	04/24/17	835	<40	<40	<4	None	None	None	None	Green	61	Turbid		
S1	04/24/17	840	<40	<40	5	None	None	None	None	Green		Turbid		
S2	04/24/17	825	20	<40	<4	None	None	None	None	Green		Turbid		
DSB5	04/24/17	820	<40	<40	5	None	None	None	None	Green		Turbid		
S3	04/24/17	844	20	<40	4	None	None	None	None	Green	62	Turbid		
DSB4	04/24/17	845	<40	20	4	None	None	None	None	Green		Turbid		
S5	04/24/17	850	40	<40	7	None	None	None	None	Green		Turbid		
DSB1	04/24/17	859	<40	<40	<4	None	None	None	None	Green	63	Turbid		
C1	04/24/17	830	<100	<100	<25	None	None	None	None	Green		Turbid		

RECEIVING WATER LIMITATIONS: Single Sample Maximum - Total coliform density shall not exceed 10,000 per 100ml; Fecal coliform density shall not exceed 400 per 100ml; Enterococcus density shall not exceed 104 per 100ml.

San Juan Creek Ocean Outfall

Unified Beach Water Quality Monitoring Stations

SOCWA's NPDES discharge permit requires participation in the South Orange County Unified Beach Water Quality Monitoring Program. The monitoring stations below are tested by SOCWA at least once per week for Total and Fecal Coliform and Enterococcus Bacteria.

Station	Location
DSB 5	Doheny Beach – North Creek Outlet 1500' up-coast from SJCOO
S2	Doheny Beach- Midway between Jetty and San Juan Creek
SJC1	San Juan Creek Mouth – up-coast from SJCOO
S0	Doheny Beach at Outfall; surf line over SJCOO
S1	Doheny Beach Campground; 1,000' down-coast from SJCOO
DSB 4	Doheny State Beach; 1,900' down-coast from SJCOO
S3	South Day Use; 2000' down-coast from SJCOO
S5	Doheny Beach near overpass; 3000' down-coast from SJCOO
DSB 1	End of Doheny State Beach; 3500' down-coast from SJCOO



MONITORING REPORT

Offshore

South Orange County Wastewater Authority

DISCHARGE: San Juan Creek Ocean Outfall

REPORT FOR: April 2017

REPORT FREQUENCY: Monthly

REPORT DUE: June 1, 2017

SAMPLE SOURCE: Receiving water, nearshore and offshore

SAMPLING FREQUENCY: Monthly

EXACT SAMPLE POINTS: As specified in permit

TYPE OF SAMPLE: Grab

SAMPLES COLLECTED BY: Seaventures/SOCWA staff

SAMPLES ANALYZED BY: SOCWA Lab

Comments: Low Tide 1149

Sta No.	Sample Depth	Sample Date	Total Coliform	Fecal Coliform	Enterococcus	Sample Time	Oil & Grease	Sewage Debris	0 - None 1 - Mild 2 - Moderate 3 - Severe
			CFU/100ml SM9222B	CFU/100ml SM9222D	CFU/100ml EPA 1600				
A-1	Surface	04/20/17	<2	2	<2	943	0	0	
A-1	Mid depth	04/20/17	40	20	<10				
A-2	Surface	04/20/17	<2	2	<2	948	0	0	
A-2	Mid depth	04/20/17	<10	20	<10				
A-3	Surface	04/20/17	<2	<2	<2	951	0	0	
A-3	Mid depth	04/20/17	<10	<10	<10				
A-4	Surface	04/20/17	<2	<2	<2	1000	0	0	
A-4	Mid depth	04/20/17	<10	<10	<10				
A-5	Surface	04/20/17	<2	<2	<2	956	0	0	
A-5	Mid depth	04/20/17	<10	<10	<10				
B-1	Surface	04/20/17	<2	<2	<2	936	0	0	
B-1	Mid depth	04/20/17	40	20	<10				
B-2	Surface	04/20/17	<2	<2	<2	1005	0	0	
B-2	Mid depth	04/20/17	10	<10	<10				
N1	Surface	04/20/17	<2	<2	<2	921	0	0	
N2	Surface	04/20/17	<2	<2	<2	919	0	0	
N3	Surface	04/20/17	<2	<2	<2	916	0	0	
N4	Surface	04/20/17	6	<2	<2	911	0	0	
N5	Surface	04/20/17	4	2	<2	909	0	0	
N6	Surface	04/20/17	<2	2	<2	906	0	0	

REQUIREMENT: (1) Floating particulates and grease and oil shall not be visible. (2) The discharge of waste shall not cause aesthetically undesirable discoloration of the ocean surface.

**Compliance Summary Report
San Juan Creek Ocean Outfall 2017**

SJCOO Permit Order No. R9-2012-0012							
Agency	Violation Date	Constituent	Effluent Limit Violation	Units	Permit Limit	Reported Value	Potential Fine
SMWD - CWRP	4/17/2017	TSS	TSS Monthly Average Limit	mg/L	30	87.8	\$3,000
SMWD - CWRP	4/18/2017	TSS	TSS Weekly Average Limit		45	292	\$3,000



**SOCWA and MEMBER AGENCY FACILITIES
SJCOO Spill / Overflow Report Log - 2017
Order No. R9-2012-0012 ~ NPDES Permit No. CA0107417**

Reporting Agency	Responsible Agency	Estimated Volume (Gallons)	Type of Discharge	Location/Comments	Receiving Waters	Date Reported To State	Date Resolved
SOCWA	JB Latham Plant	100	Primary	High flows experienced at the plant.	N/A	N/A	01-22-17

Recycled Water Report

**Compliance Summary Report
Recycled Water Permit
2017**

Waste Discharge Requirement Order 97 - 52							
Agency - Facility	Violation Date	Constituent	Effluent Limit Violation	Units	Permit Limit	Reported Value	Remarks
SCWD-CTP	1/4/2017	Manganese	12-Month	mg/L	0.05	0.06	
SOCWA - RTP	1/4/2017	TDS	12-month	mg/L	1,000	1026	
SOCWA - RTP	1/4/2007	Manganese	12-Month	mg/L	0.05	0.06	
SMWD-3A	1/31/2017	Manganese	12-Month	mg/L	0.05	0.06	Plant offline in January
SOCWA - RTP	2/14/2017	TDS	12-month	mg/L	1,000	1101	
SOCWA - RTP	2/14/2017	TDS	Daily	mg/L	1,100	1101	
SOCWA - RTP	2/14/2017	Manganese	12-Month	mg/L	0.05	0.06	
SMWD-3A	2/28/2017	Manganese	12-Month	mg/L	0.05	0.06	Plant offline in February
SOCWA - RTP	3/7/2017	TDS	12-month	mg/L	1,000	1047	
SOCWA - RTP	3/7/2017	Manganese	12-Month	mg/L	0.05	0.08	
SCWD-RTP	3/7/2017	Manganese	Daily	mg/L	0.06	0.11	
SMWD-3A	3/16/2017	Manganese	Daily	mg/L	0.06	0.07	
SMWD-3A	3/16/2017	Manganese	12-Month	mg/L	0.05	0.06	
SOCWA - RTP	4/11/2017	TDS	12-month	mg/L	1000	1083	
SOCWA - RTP	4/11/2017	Manganese	12-Month	mg/L	0.05	0.08	
SMWD-3A	4/13/2017	Manganese	12-Month	mg/L	0.05	0.06	
SMWD-3A	4/13/2016	Manganese	Daily	mg/L	0.06	0.07	

SOUTH ORANGE COUNTY WASTEWATER AUTHORITY

QUARTERLY RECYCLED WATER MONITORING

Monitoring Period Ending: Apr 30, 2017

Constituent	Units	12-month Avg Maximum Permit Limit	IRWD-LAWRP 12-month Average *	ETWD-WRP 12-month Average **	TCWD 12-month Average	SMWD Oso 12-month Average	SMWD Chiquita 12-month Average	SMWD Nichols 12-month Average	MNWD-3A 12-month Average	MNWD-RTP 12-month Average	SCWD-CTP 12-month Average ***
TDS	mg/L	1000	803	925	977	902	889	969	910	1,038	843
Chloride	mg/L	375	162	191	218	187	208	255	205	244	229
Sulfate	mg/L	400	233	229	250	278	232	222	253	345	291
Sodium	mg/L	None	154	160	179	157	153	193	167	180	163
Alkalinity	mg/L	None	-	-	-	-	-	-		261	170
Adjusted SAR	Ratio	None	4.93	-	4.36	4.55	4.53	5.33	5.00	4.27	4.61
Iron	mg/L	0.3	0.017	0.018	0.037	0.400	0.106	0.177	0.12	0.200	0.127
Manganese	mg/L	0.05	0.019	0.004	0.020	0.023	0.034	0.039	0.057	0.083	0.046
MBAS	mg/L	0.5	0.07	0.03	0.04	0.60	0.60	0.44	0.60	0.10	0.10
Boron	mg/L	0.75	0.35	0.265	0.339	0.290	0.317	0.350	0.29	0.343	0.28
Fluoride	mg/L	None	0.63	1.840	0.32	0.970	1.01	1.18	0.99	1.02	0.79
Total Organic Carbon	mg/L	None	9.1	-	8.3	8.8	10.5	9.0	11.0	13.0	11.0

* The LAWRP 12-month permit limits are listed below:

TDS 1000 mg/L
Chloride 180 mg/L
Sulfate 340 mg/L

**The ETWD 12-month permit limits are listed below:

TDS 910 mg/L

*** The CTP 12-month permit limits are listed below:

TDS 1200 mg/L
Chloride 400 mg/L
Sulfate 500 mg/L

SOCWA Service Area Recycled Water Production (Ac-Ft) - 2017

Agency	Facility or Region	Jan-17	Feb-17	Mar-17	Apr-17	May-17	Jun-17	Jul-17	Aug-17	Sep-17	Oct-17	Nov-17	Dec-17	Annual Totals
CSJC ¹	3-A Plant/MNWD	0.00	0.91	5.54	1.51									7.96
CSJC ²	Chiquita/SMWD	0.30	0.02	9.60	22.50									32.42
CSJC ³	Non-Domestic Well	3.18	4.44	NR	NR									7.62
ETWD	Region 8	27.67	21.00	28.97	88.91									166.55
IRWD														
	⁴ IRWD - 8	2.71	3.65	39.50	74.46									120.32
	⁴ IRWD - 9	1.11	4.97	28.05	63.80									97.93
SCWD	SOCWA CTP	3.32	10.16	49.66	116.27									179.41
MNWD	JRP	153.48	158.57	268.68	479.15									1059.88
	3-A Plant	0.00	0.00	70.24	123.24									193.48
	⁵ CTP	-1.25	4.36	2.16	18.65									23.92
SMWD	Oso Creek	151.60	141.02	149.58	136.93									579.13
	Chiquita	197.02	95.04	205.46	421.26									918.78
	Nichols	1.73	1.53	1.82	1.72									6.80
TCWD	RRWRP	52.88	36.21	43.81	NR									132.90
TOTALS		594.70	476.59	885.77	1505.74	0.00	0.00	0.00	0.00	0.00	0.00	0.00	0.00	3462.80

¹ Denotes transfer of recycled water from MNWD (3A Plant) for use in the CSJC service area. Not counted as additional production.

² Denotes recycled water purchased from SMWD Chiquita-WRP used in the CSJC service area. Not counted as additional production.

³ Denotes nondomestic groundwater produced from wells used for landscape irrigation.

⁴ IRWD production is from recycled water production, nonpotable water wells, and surface water impoundments

⁵ Denotes transfer of recycled water from SCWD (SOCWA CTP) for use in the MNWD service area. Not counted as additional production.

Note: All of ETWD reclaimed water produced and used in Region 8.

NR = No Report

Pretreatment Report

Agenda Item

Legal Counsel Review: N/A

Meeting Date: June 1, 2017

TO: SOCWA Board of Directors
FROM: Betty Burnett, General Manager
STAFF CONTACT: Katie Greenwood, Source Control Manager
SUBJECT: Monthly Pretreatment Report, April 2017 and May 2017
San Juan Creek Ocean Outfall
NPDES Permit #CA0107417 Order #R9-2012-0012
Aliso Creek Ocean Outfall
NPDES Permit #CA0107611 Order #R9-2012-0013

Summary of Program Activities

State contractors conducted a Pretreatment Compliance Inspection (PCI) of SOCWA's Pretreatment Program on March 23, 2017. The following two categorical industrial user (CIU) files and facilities were inspected: IRWD-Dynacast and SMWD-Applied Medical (003).

Preliminary findings were presented verbally and include the requirement to modify permit language to state that all self-monitoring performed (at the sampling location described in the permit) must be reported to SOCWA, even if the IU is monitoring more frequently than required. Several recommendations for program improvement were also given verbally and include:

- 1) SOCWA should evaluate IU facilities for the need to have a Slug Discharge Control Plan (SDCP) more frequently than federal law requires.
- 2) SOCWA Staff should be less specific as to when compliance sampling will occur over a timeframe when communicating with IUs.
 - o Staff anticipates receiving a formal audit report by the end of August 2017.

The Dental Amalgam Rule is still on hold due to a regulatory freeze. SOCWA Staff is moving forward with the expectation that the freeze will be lifted and the Rule published due to guidance from the latest updates from WEF, SCAP & CASA. Staff is planning to contact the Orange County Dental Society and seek assistance in reaching out to local dental offices. Staff is aiming to educate dentists about the importance of BMPs to reduce mercury in the environment and hopes that dentists will voluntarily institute the use of dental amalgam separators.

Trainings and Committee Meetings Attended

NACWA 2017 National Pretreatment & Pollution Prevention Workshop May 16-19, 2017

- o Included one full day of advanced local limits training

Permit Related Activities

The following Wastewater Discharge (WD) Permits, Non-Industrial Wastewater Discharge (NIWD) forms, and BMP letters were issued or are in the process of being drafted for issuance:

MNWD-4-002-05-22 - Special Wastewater Discharge (SWD) Renewal Permit for the former Mobil Station located at 26051 La Paz Road, Mission Viejo – issued May 11, 2017.

MNWD/SCWD/CSJC – Non-Industrial Wastewater Discharge (NIWD) Form for San Juan Basin Authority – SOCWA Staff has prepared a final draft NIWD form with required BMPs to allow for the discharge of wastewater groundwater associated with sampling efforts and annual maintenance of monitoring wells within the San Juan Basin. The final draft document is currently being reviewed and circulated among agency Staff to obtain required signatures.

SCWD – NSWD Permits for Seven City of Dana Point (CDP) Diversion Sites: Baby Beach, Priority One, North Creek, Del Obispo, Urban Runoff (Multiple), Strands Beach, Headlands Reserve – Currently, the Permits for Baby Beach and Headlands are expired and the remaining five are set to expire before the end of 2017. Staff is putting forth effort to combine all seven diversions under one CDP Permit. SCWD Staff presented the combined agreement for all seven sites for signature during May E&O Board Meeting.

SCWD – NSWD Permit Nos. N4-004 (Salt Creek), N4-007 (Montage Resorts), and N4-008 (Niguel Shores) - All permits are expired and are in the process of being reissued. The separate Agreements were approved by SCWD Board of Directors and are in the process of being signed.

Enforcement Events

Dana Point Shipyard, 34671 Puerto Place, Dana Point (SCWD-2-001-08-19)
Issued a Notice of Noncompliance (NON) on April 27, 2017
Exceedance of permit limit for copper and zinc

Lake Mission Viejo Advanced Potable Water Treatment Facility, 23140 Marguerite Parkway, Mission Viejo (SOCWA-4-005-01-18)
Issued a Warning NON on May 1, 2017
Failure to collect a monthly sample from Location 001

Summary of Activities and Types of IUs in the SOCWA Service Area. YTD through April 19, 2017.

MA		Events	Permit	NIWD	BMP	FSE	OSE	Closed	Enforcement	# of IUs
CLB	(S)	1	3	2	5	8	111	0	0	129
CSC	(M)	0	5	35	18	181	1283	0	1	1522
CSJC	(S)	0	2	27	59	137	1669	0	0	1894
ETWD	(M)	0	3	98	0	262	134	0	0	497
EBSD	(U)	0	1	0	0	0	0	0	0	1
IRWD	(S)	1	3	51	21	63	920	0	0	1058
MNWD	(S)	28	6	125	40	605	2031	3	0	2807
SMWD	(S)	25	5	20	20	182	721	0	0	948
SCWD	(S)	0	14	33	7	148	184	0	1	386
TCWD	(S)	0	11	0	0	7	33	0	0	51
SOCWA	(S)	1	3	0	0	0	0	0	2	3
Totals		41	56	391	170	1586	7086	3	4	9296
Dentist (All)										380
Total Known IUs										9676

(S) = SOCWA conducts PT program.
(M) = MA conducts PT program /w SOCWA oversight.
(U) = Urban Diversion Only.

NIWD = Non-industrial Waste Discharger.
BMP = Best Management Practices.
FSE = Food Service Establishment.
OSE = Other Surveyed Establishment.
YTD = Year to Date.

Agenda Item

Legal Counsel Review: N/A

Meeting Date: June 1, 2017

TO: Board of Directors

FROM: Betty Burnett, General Manager

STAFF CONTACT: Brian Peck, Director of Engineering

SUBJECT: Capital Improvement Program Status Report

The status of the SOCWA Capital Improvement Program is presented in the tables on the following pages.

**SOUTH ORANGE COUNTY WASTEWATER AUTHORITY
PROJECT COMMITTEE NO. 2(R) - JB LATHAM TREATMENT PLANT CAPITAL PROJECTS
(*16/'17)**

<i>Task Code</i>	<i>Description</i>	<i>Phase</i>	<i>Status</i>
CAPITAL IMPROVEMENT PROJECT LIQUIDS			
3213-000	Water System Piping Improvements (2014)	Design	Study completed. Remaining work is part of the Package 'B' Improvements.
3201-000	Aeration/Secondary Upgrade (2009)	Constuction	Part of the Package 'A/C' Improvements. Gateway Pacific has substantially completed the aeration improvements.
3214-000	4MGD Diversion Flow Meter & Control Structure (2012)	Design	Part of the Package 'B' Improvements.
3212-000	East Primary Influent Channel Repair (2015)	Design	Part of the Package 'B' Improvements.
3202-000	Preliminary and Primary Treatment Improvements (Package "B") (2016)	Design	Technical Memoranda No.2 and No. 3 were reviewed with the Engineering Committee on April 13, 2017.
3203-000	Effluent Standby Generator ATS Replacement (2016)	Constuction	Gateway Pacific is currently working on installation of new auto transfer switch. Installation now scheduled for the second week of June to take advangtage of low tide conditions.
3252-000	Plant 1 Standby Power Generator Replacement (2017)	Design	SOCWA staff reviewed 35% complete design transmittal; design is proceeding.
3251-000	Effluent Flow Meter Replacement (2017)	Design	SOCWA staff reviewed 35% complete design transmittal; design is proceeding.
3250-000	Plant 1 Grit Basin Improvements (2017)	Design	SOCWA staff reviewed 35% complete design transmittal; design is proceeding.
3253-000	Effluent System Valve Replacement (2017)	Design	SOCWA staff reviewed 35% complete design transmittal; design is proceeding.
3204-000	Facility Improvements - Structural Repair (2015)	Constuction	Part of the Package 'A/C' Improvements. Gateway Pacific has substantially completed the structural improvements.

**SOUTH ORANGE COUNTY WASTEWATER AUTHORITY
PROJECT COMMITTEE NO. 2(R) - JB LATHAM TREATMENT PLANT CAPITAL PROJECTS
(*16/'17)**

<i>Task Code</i>	<i>Description</i>	<i>Phase</i>	<i>Status</i>
CAPITAL IMPROVEMENT PROJECT COMMON			
3218-000	Energy Building Roof Reconstruction (2015)	Design	Part of the Package 'B' Improvements.
3206-000	Diesel Storage Tank (2016)	Construction	Installation of the new storage tank has been substantially completed.
4014-000	Foul Air System Evaluation (2016) (NCP)	Study	DHK Engineering scheduled to transmit draft document during the last week of June, 2017.
3205-000	West Side Power System Upgrade (2013)	Constuction	Part of the Package 'A/C' Improvements. Gateway Pacific has received and installed the new switchgear. The new service from SDG&E has been energized.
3216-000	Hoist System for Maintenance Shop (2013)	Design	Part of the Package 'B' Improvements.
3260-000	SCADA System Upgrade (2017)	Construction	Project underway by SOCWA Operations department.
4001-000	Plant Drain System Study (2017) (NCP)	Study	Purchase Order issued to Hazen & Sawyer.
CAPITAL IMPROVEMENT PROJECT SOLIDS			
3209-000	Facility Improvements - Co-Generation Reconstruction (2015)	Construction	SDG&E completed installation of new meter. Start-up of cogeneration system scheduled for week of May 22, 2017.
3272-000	Dewatering System Controls Upgrade (2017)	Construction	Andritz proceeding with project; project completion anticipated in June.
4002-000	Dewatering System Condition Assessment (2017) (NCP)	Condition Assessment	Project awarded to Carollo Engineers.
4003-000	Heating System Condition Assessment (2017) (NCP)	Condition Assessment	Project awarded to Carollo Engineers.
3210-000	Facility Improvements - Solids Area (2015)	Design	Technical Memoranda No.2 and No. 3 were reviewed with the Engineering Committee on April 13, 2017.

**SOUTH ORANGE COUNTY WASTEWATER AUTHORITY
PROJECT COMMITTEE NO. 5 - SAN JUAN CREEK OCEAN OUTFALL CAPITAL PROJECTS
(‘16/’17)**

<i>Task Code</i>	<i>Description</i>	<i>Phase</i>	<i>Status</i>
CAPITAL IMPROVEMENT PROJECTS			
3601-000	Junction Structure Rehabilitation Design	Design	Black & Veatch and Dudek are currently working on resource agency and Coastal Commission permit applications.
4004-000	Emergency Plan Development (2016) (NCP)	Study	Draft plan submittal expected in June, 2017.
4005-000	Dilution Study (2017) (NCP)	Study	Draft model to be submitted by Michael Baker in June, 2017.

SOUTH ORANGE COUNTY WASTEWATER AUTHORITY
 PROJECT COMMITTEE NO. 15(R) - COASTAL TREATMENT PLANT CAPITAL PROJECTS
 ('16/'17)

Task Code	Description	Phase	Status
CAPITAL IMPROVEMENT PROJECTS LIQUIDS			
1352	Lighting System Improvements (2014)	Construction	Project completed.
3501-000	Fire Protection (2013)	Construction	Project completed.
1367	Export Sludge Line Repair & Rip Rap (R - 2) (2012)	Design	Protection in this area has been largely addressed through the routing of the new Export Sludge pipeline as well as through minor embankment protection features that will be integrated with Export Sludge System replacement.
3502-000	RAS Hypochlorite System (2013)	Construction	Project completed.
3504-000	Aeration System Modification Design (2015)	Study	SOCWA staff is currently reviewing the CH2MHill memorandum on the aeration system upgrade.
3505-000	Headworks Overflow Pipe Modifications (2015)	Construction	Project completed.
3506-000	Structural Modifications - Site (2015)	Construction	Project completed.
3507-000	East Primary Influent Gates (2015)	Construction	This item is part of the Miscellaneous Improvements 2017 project; this project has been awarded to Olsson Construction.
3508-000	Grit System Knife Gate Valve Replacement (2015)	Construction	This item is part of the Miscellaneous Improvements 2017 project; this project has been awarded to Olsson Construction.
3509-000	Switchgear Replacement Design (2016)	Study	SOCWA staff has received the CH2MHill cost estimate for the project; this data will be reviewed with the Project Committee 15 Engineering Committee Meeting in May, 2017.
3510-000	Grating Rebate and Concrete Repair Between Aeration Basins and Primary Basins (2016)	Construction	This item is part of the Miscellaneous Improvements 2017 project; this project has been awarded to Olsson Construction.
4022-000	Influent/Overflow Condition Assessment (2016)	Condition Assessment	Project completed.
3512-000	Grating Rebate and Concrete Repair Between HW Building and Primary Basins (2016)	Construction	This item is part of the Miscellaneous Improvements 2017 project; this project has been awarded to Olsson Construction.

SOUTH ORANGE COUNTY WASTEWATER AUTHORITY
 PROJECT COMMITTEE NO. 15(R) - COASTAL TREATMENT PLANT CAPITAL PROJECTS
 ('16/'17)

<i>Task Code</i>	<i>Description</i>	<i>Phase</i>	<i>Status</i>
CAPITAL IMPROVEMENT PROJECTS LIQUIDS			
3514-000	CTP Facility Upgrade Design (2016)	Study	SOCWA staff has returned comments on the draft Technical Memo's No. 1 and No.2 to CH2MHill; finalized Memo's are expected in the the third week of May, 2017.
3515-000	Existing Export Sludge Wetwell Refurbishment (2015)	Construction	This item is part of the Miscellaneous Improvements 2015 project; this work has been substantially completed.
3534-000	Export Sludge System (1997)	Design	A review meeting was conducted with the USFWS was held on April 26, 2017. USFWS is pressing for movement of the pipeline further away from the Creek embankment. Dudek and TetraTech are preparing a response to the requested action.
3550-000	Export Sludge Pump Addition (2017)	Construction	This item is part of the Miscellaneous Improvements 2017 project; a recommendation for award will be made at the May 2017 Board.
3552-000	SCADA System Improvements (2017)	Construction	Project underway by SOCWA Operations department.
3553-000	Plant Drainage Improvements (2017)	Design	A purchase order for this work has been issued to TetraTech.
3554-000	Odor Scrubber Bleach Tank Replacement (2017)	Construction	This item is part of the Miscellaneous Improvements 2017 project; this project has been awarded to Olsson Construction.
3503-000	Scrubber Upgrade (2013)	Construction	This item is part of the Miscellaneous Improvements 2017 project; this project has been awarded to Olsson Construction.
4015-000	Conceptual Building Design (2017) (NCP)	Study	AECOM has completed the first phase of work regarding the Vehicle Storage Building.

SOUTH ORANGE COUNTY WASTEWATER AUTHORITY
 PROJECT COMMITTEE NO. 15(R) - COASTAL TREATMENT PLANT CAPITAL PROJECTS
 ('16/'17)

Task Code	Description	Phase	Status
CAPITAL IMPROVEMENT PROJECT AWT			
3516-000	Disinfection System Upgrade (AWT) (2011)	Construction	Project completed.
1357	Hypochlorite Tank (AWT) (2013)	Construction	Project completed.
3562-000	AWT Applied Water Pump Replacement (2017)	Construction	This item is part of the Miscellaneous Improvements 2017 project; this project has been awarded to Olsson Construction.
4006-000	Effluent Equalization System Condition Assessment (2017) (NCP)	Condition Assessment	SOCWA has received the draft condition assessment report from V&A.
4007-000	Contact Basins Condition Assessment (2017) (NCP)	Condition Assessment	SOCWA has received the draft condition assessment report from V&A.
3517-000	AWT Backwash Water Pump Replacement (2016)	Construction	This item is part of the Miscellaneous Improvements 2017 project; this project has been awarded to Olsson Construction.
3518-000	Chlorine Mixer Replacement (2015)	Construction	Project completed.

**SOUTH ORANGE COUNTY WASTEWATER AUTHORITY
PROJECT COMMITTEE NO. 17(R) - REGIONAL TREATMENT PLANT CAPITAL PROJECTS
(16/17)**

Task Code	Description	Phase	Status
CAPITAL IMPROVEMENT PROJECT LIQUIDS			
3701-000	Secondary Electrical System Rerouting (2014)	Design	Project has been awarded to Lee & Ro.
3730-000	Primary Gallery Upgrade (2014)	Design	RFP for this project to be issued in June, 2017.
3702-000	Waste Activated Sludge VFD Control Panel (2013)	Design	Project has been awarded to Lee & Ro.
3704-000	Odor Control Scrubber Control Panel No. 1 (2013)	Design	This project pending completion of odor technology evaluation.
3707-000	Influent Manholes 1 and 2 and Sewer Repair (2016)	Construction	This is part of the RTP Miscellaneous Improvements 2016 Project. The project is in the shop drawing phase. Field work to begin in June.
3708-000	Influent Junction Structure Gate Replacement (2016)	Construction	This is part of the RTP Miscellaneous Improvements 2016 Project. The project is in the shop drawing phase. Field work to begin in June.
201617RL3	Influent Junction Structure and Pipe Condition Assessment (2016) (NCP)	Condition Assessment	Work to be completed in conjunction with RTP Miscellaneous Improvements 2016.
3710-000	AWT Water Quality Instrumentation (2016)	Construction	Part of the RTP Miscellaneous Improvements 2016 Project; this work is substantially completed.
3712-000	Grit Basin Drop Gate and Weir Replacement (2016)	Construction	This is part of the RTP Miscellaneous Improvements 2016 Project. The project is in the shop drawing phase.
3752-000	AWT No.2 Upgrade Design (2017)	Design	Draft report from Carollo Engineers is currently under review.
201717RL1	Effluent Equalization Pond and Gate Condition Assessment (2017) (NCP)	Condition Assessment	Project has been awarded to V&A consultants; assessments to be performed in December, 2017.
201617RL5	Primary Influent Channel Condition Assessment (2016) (NCP)	Condition Assessment	Project has been awarded to V&A consultants; assessments to be performed in June, 2017.

**SOUTH ORANGE COUNTY WASTEWATER AUTHORITY
PROJECT COMMITTEE NO. 17(R) - REGIONAL TREATMENT PLANT CAPITAL PROJECTS
(16/17)**

Task Code	Description	Phase	Status
CAPITAL IMPROVEMENT PROJECT COMMON			
3715-000	Switchgear Upgrade (2006)	Construction	SCE has completed the installation of the new transformer.
3760-000	Develop Buried Piping Reconstruction Master Plan (2017)	Study	Lee & Ro has submitted a second draft of the report based on SOCWA staff comments.
3761-000	External Lighting Upgrade (2017)	Design	Design memorandum has been completed.
3763-000	Reroute Plant Drains (2017)	Construction	This project has been completed by SOCWA Operations staff.
3762-000	Secondary Access Road CEQA (2017)	Permitting	Purchase order issued to Dudek to perform CEQA work.
3764-000	SCADA System Improvements (2017)	Construction	Project underway by SOCWA Operations Dept.
3717-000	Security Fencing (2015)	Construction	Pacific Hydrotech has completed installing the posts for the new gate.
3718-000	Access Bridge Upgrades (2015)	Construction	Pacific Hydrotech is currently working on the bridge upgrades.
CAPITAL IMPROVEMENT PROJECT SOLIDS			
3720-000	Digester Dome Recoating (2014)	Construction	Pacific Hydrotech has substantially completed this work.
1478	Underground Piping Upgrade (2006)	Construction	Pacific Hydrotech has substantially completed this work.
3722-000	Co-Generation System Retrofit (2008)	Construction	Pacific Hydrotech is currently working on support piping for new engine generator.
3723-000	Recoat Top of Digesters (2016)	Construction	Pacific Hydrotech has substantially completed the recoating work.

**SOUTH ORANGE COUNTY WASTEWATER AUTHORITY
PROJECT COMMITTEE NO. 21 - EFFLUENT TRANSMISSION MAIN CAPITAL PROJECTS
(‘16/’17)**

<i>Task Code</i>	<i>Description</i>	<i>Phase</i>	<i>Status</i>
CAPITAL IMPROVEMENT PROJECTS			
3601-000	Reach B/C Techite Pipeline Replacement Concept Update (Reach B/C)	Study	TetraTech retained to update study.
4004-000	Trail Bridge Creek Crossing Protection (Reach D)	Design	RFP for design to be issued in June, 2017.

**SOUTH ORANGE COUNTY WASTEWATER AUTHORITY
PROJECT COMMITTEE NO. 24 - ALISO CREEK OCEAN OUTFALL CAPITAL PROJECTS
(‘16/’17)**

<i>Task Code</i>	<i>Description</i>	<i>Phase</i>	<i>Status</i>
CAPITAL IMPROVEMENT PROJECTS			
4004-000	Emergency Plan Development (2016) (NCP)	Study	Draft plan submittal expected in June, 2017.

**SOUTH ORANGE COUNTY WASTEWATER AUTHORITY
PROJECT COMMITTEE NO. 2(R) - JB LATHAM TREATMENT PLANT CAPITAL PROJECTS**

Task Code	Description	Fiscal Year 16/17	Fiscal Year 17/18			
		4th Qtr	1st Qtr	2nd Qtr	3rd Qtr	4th Qtr
FACILITY IMPROVEMENTS PACKAGES A/C		C				
3201-000	Aeration/Secondary Upgrade (2009)	C				
3203-000	Effluent Standby Generator ATS Replacement (2016)	C				
3204-000	Facility Improvements - Structural Repair (2015)	C				
3206-000	Diesel Storage Tank (2016)	C				
3205-000	West Side Power System Upgrade (2013)	C				
3209-000	Facility Improvements - Co-Generation Reconstruction (2015)	C				
FACILITY IMPROVEMENTS PACKAGE B		P	D	D	D	B&A
3213-000	Water System Piping Improvements (2014)	P	D	D	D	B&A
3214-000	4MGD Diversion Flow Meter & Control Structure (2012)	P	D	D	D	B&A
3202-000	Preliminary and Primary Treatment Improvements (Package "B") (2016)	P	D	D	D	B&A
3212-000	East Primary Influent Channel Repair (2015)	P	D	D	D	B&A
3218-000	Energy Building Roof Reconstruction (2015)	P	D	D	D	B&A
3216-000	Hoist System for Maintenance Shop (2013)	P	D	D	D	B&A
3210-000	Facility Improvements - Solids Area (2015)	P	D	D	D	B&A

**SOUTH ORANGE COUNTY WASTEWATER AUTHORITY
PROJECT COMMITTEE NO. 2(R) - JB LATHAM TREATMENT PLANT CAPITAL PROJECTS**

Task Code	Description	Fiscal Year 16/17	Fiscal Year 17/18			
		4th Qtr	1st Qtr	2nd Qtr	3rd Qtr	4th Qtr
MISCELLANEOUS IMPROVEMENTS 2017		D	B&A	C	C	C
3252-000	Plant 1 Standby Power Generator Replacement (2017)	D	B&A	C	C	C
3251-000	Effluent Flow Meter Replacement (2017)	D	B&A	C	C	C
3250-000	Plant 1 Grit Basin Improvements (2017)	D	B&A	C	C	C
3253-000	Effluent System Valve Replacement (2017)	D	B&A	C	C	C

INDEPENDENT PROJECTS						
4014-000	Foul Air System Evaluation (2016) (NCP)	P				
3260-000	SCADA System Upgrade (2017)	C				
4001-000	Plant Drain System Study (2017) (NCP)	P				
3272-000	Dewatering System Controls Upgrade (2017)	C	C			
4002-000	Dewatering System Condition Assessment (2017) (NCP)	CA	CA			
4003-000	Heating System Condition Assessment (2017) (NCP)	CA	CA			

**SOUTH ORANGE COUNTY WASTEWATER AUTHORITY
PROJECT COMMITTEE NO. 15(R) - COASTAL TREATMENT PLANT CAPITAL PROJECTS**

Task Code	Description	Fiscal Year 16/17	Fiscal Year 17/18			
		4th Qtr	1st Qtr	2nd Qtr	3rd Qtr	4th Qtr
MISCELLANEOUS IMPROVEMENTS 2015		C				
1352	Lighting System Improvements (2014)	C				
3501-000	Fire Protection (2013)	C				
3502-000	RAS Hypochlorite System (2013)	C				
3505-000	Headworks Overflow Pipe Modifications (2015)	C				
3506-000	Structural Modifications - Site (2015)	C				
3516-000	Disinfection System Upgrade (AWT) (2011)	C				
1357	Hypochlorite Tank (AWT) (2013)	C				
3518-000	Chlorine Mixer Replacement (2015)	C				
3515-000	Existing Export Sludge Wetwell Refurbishment (2015)	C				
FACILITY IMPROVEMENTS PACKAGE		P	D	D	D	B&A
3504-000	Aeration System Modification Design (2015)	P	D	D	D	B&A
3509-000	Switchgear Replacement Design (2016)	P	D	D	D	B&A
3514-000	CTP Facility Upgrade Design (2016)	P	D	D	D	B&A

**SOUTH ORANGE COUNTY WASTEWATER AUTHORITY
PROJECT COMMITTEE NO. 15(R) - COASTAL TREATMENT PLANT CAPITAL PROJECTS**

Task Code	Description	Fiscal Year 16/17	Fiscal Year 17/18			
		4th Qtr	1st Qtr	2nd Qtr	3rd Qtr	4th Qtr
MISCELLANEOUS IMPROVEMENTS 2017		C	C	C	C	
3507-000	East Primary Influent Gates (2015)	C	C	C	C	
3508-000	Grit System Knife Gate Valve Replacement (2015)	C	C	C	C	
3510-000	Grating Rebate and Concrete Repair Between Aeration Basins and Primary Basins (2016)	C	C	C	C	
3512-000	Grating Rebate and Concrete Repair Between HW Building and Primary Basins (2016)	C	C	C	C	
3550-000	Export Sludge Pump Addition (2017)	C	C	C	C	
3554-000	Odor Scrubber Bleach Tank Replacement (2017)	C	C	C	C	
3503-000	Scrubber Upgrade (2013)	C	C	C	C	
3562-000	AWT Applied Water Pump Replacement (2017)	C	C	C	C	
3517-000	AWT Backwash Water Pump Replacement (2016)	C	C	C	C	
EXPORT SLUDGE SYSTEM REPLACEMENT		ENV	B&A	C	C	C
1367	Export Sludge Line Repair & Rip Rap (R - 2) (2012)	ENV	B&A	C	C	C
3534-000	Export Sludge System (1997)	ENV	B&A	C	C	C

**SOUTH ORANGE COUNTY WASTEWATER AUTHORITY
PROJECT COMMITTEE NO. 15(R) - COASTAL TREATMENT PLANT CAPITAL PROJECTS**

Task Code	Description	Fiscal Year 16/17	Fiscal Year 17/18			
		4th Qtr	1st Qtr	2nd Qtr	3rd Qtr	4th Qtr
INDEPENDENT PROJECTS						
3552-000	SCADA System Improvements (2017)	C				
3553-000	Plant Drainage Improvements (2017)	D	B&A	C		
4015-000	Conceptual Building Design (2017) (NCP)	P				

**SOUTH ORANGE COUNTY WASTEWATER AUTHORITY
PROJECT COMMITTEE NO. 17(R) - REGIONAL TREATMENT PLANT CAPITAL PROJECTS**

Task Code	Description	Fiscal Year 16/17	Fiscal Year 17/18			
		4th Qtr	1st Qtr	2nd Qtr	3rd Qtr	4th Qtr
MISCELLANEOUS IMPROVEMENTS 2016		C	C			
3707-000	Influent Manholes 1 and 2 and Sewer Repair (2016)	C	C			
3708-000	Influent Junction Structure Gate Replacement (2016)	C	C			
3710-000	AWT Water Quality Instrumentation (2016)	C	C			
3712-000	Grit Basin Drop Gate and Weir Replacement (2016)	C	C			
3717-000	Security Fencing (2015)	C	C			
3718-000	Access Bridge Upgrades (2015)	C	C			
3723-000	Recoat Top of Digesters (2016)	C	C			
COGENERATION AND SWITCHGEAR UPGRADE		C	C			
3715-000	Switchgear Upgrade (2006)	C	C			
3720-000	Digester Dome Recoating (2014)	C	C			
1478	Underground Piping Upgrade (2006)	C	C			
3722-000	Co-Generation System Retrofit (2008)	C	C			
MISCELLANEOUS IMPROVEMENTS 2017		D	D	D	B&A	C
3701-000	Secondary Electrical System Rerouting (2014)	D	D	D	B&A	C
3702-000	Waste Activated Sludge VFD Control Panel (2013)	D	D	D	B&A	C
3730-000	Primary Gallery Upgrade (2014)	D	D	D	B&A	C
3761-000	External Lighting Upgrade (2017)	D	D	D	B&A	C

**SOUTH ORANGE COUNTY WASTEWATER AUTHORITY
PROJECT COMMITTEE NO. 17(R) - REGIONAL TREATMENT PLANT CAPITAL PROJECTS**

Task Code	Description	Fiscal Year 16/17	Fiscal Year 17/18			
		4th Qtr	1st Qtr	2nd Qtr	3rd Qtr	4th Qtr
INDEPENDENT PROJECTS						
3704-000	Odor Control Scrubber Control Panel No. 1 (2013)					
201617RL3	Influent Junction Structure and Pipe Condition Assessment (2016) (NCP)	CA	CA			
201717RL1	Effluent Equalization Pond and Gate Condition Assessment (2017) (NCP)			CA	CA	
201617RL5	Primary Influent Channel Condition Assessment (2016) (NCP)	CA				
3760-000	Develop Buried Piping Reconstruction Master Plan (2017)	P				
3762-000	Secondary Access Road CEQA (2017)	ENV				
3764-000	SCADA System Improvements (2017)	C				
3752-000	AWT No.2 Upgrade Design (2017)	D				

**MINUTES OF SPECIAL MEETING
OF THE
SOUTH ORANGE COUNTY WASTEWATER AUTHORITY**

Project Committee No. 15

March 16, 2017

The Special Meeting of the South Orange County Wastewater Authority (SOCWA) Project Committee No. 15 was held on March 16, 2017 at 2:00 p.m. at City of Laguna Beach City Hall Office located at 505 Forest Ave., Laguna Beach, California. The following members of Project Committee No. 15 were present:

JOHN PIETIG	City of Laguna Beach (Alternate)
ANDY BRUNHART	South Coast Water District
MIKE DUNBAR	Emerald Bay Service District

Absent:

TONI ISEMAN	City of Laguna Beach
JOONE LOPEZ	Moulton Niguel Water District
MATT COLLINGS	Moulton Niguel Water District (Alternate)

Also present:

BETTY BURNETT	General Manager
JEREMY JUNGREIS	Rutan & Tucker
ART KIDMAN	Kidman Law
ALLISON BURNS	Stradling, Yocca, Carlson & Rauth

Chairman Dunbar called the meeting to order at 2:00 p.m. and welcomed everyone present.

Public Comments

Chairman Dunbar asked if members of the public desired to address the Board, or desired to reserve adding the Board during the meeting regarding any times on the Agenda.

There were no public comments received.

Open Session

Approval of Minutes

Motion was made by Director Pietig and seconded by Director Brunhart to approve the March 3, 2017, Project Committee No. 15 minutes as amended by Director comments.

Motion carried: Aye 3; Nay 0; Abstain 0; Absent 0

Director Pietig	Aye
Chairman Dunbar	Aye
Director Brunhart	Aye

The Board meeting went into Closed Session at 2:23 p.m.

Closed Session

Closed Session was conducted under Government Code Section 54956.9 for the following purpose:

POTENTIAL LITIGATION – IN 1 MATTER

Pursuant to Government Code Section 54956.9 a Closed Session was conducted to confer with legal counsel RE: potential litigation in 1 matter.

The Board meeting reconvened at 4:48 p.m.

Report Out of Closed Session

Chairman Dunbar reported that there were no reportable actions from Closed Session.

Adjournment

There being no further business, Director Dunbar adjourned the meeting at 5:00 p.m.

I HEREBY CERTIFY that the foregoing Minutes are a true and accurate copy of the Minutes of the Special Meeting of the South Orange County Wastewater Authority Project Committee No. 15 of March 16, 2017, and approved by the Board of Directors of the South Orange County Wastewater Authority.

Betty C. Burnett, General Manager / Secretary
SOUTH ORANGE COUNTY WASTEWATER AUTHORITY

**MINUTES OF SPECIAL MEETING
OF THE
SOUTH ORANGE COUNTY WASTEWATER AUTHORITY**

Project Committee No. 15

April 5, 2017

The Special Meeting of the South Orange County Wastewater Authority (SOCWA) Project Committee No. 15 was held on April 5, 2017 at 6:00 p.m. at the SOCWA Administrative Office located at 34156 Del Obispo Street, Dana Point, CA. The following members of Project Committee No. 15 were present:

JOHN PIETIG	City of Laguna Beach (Alternate)
ANDY BRUNHART	South Coast Water District
MIKE DUNBAR	Emerald Bay Service District

Absent:

TONI ISEMAN	City of Laguna Beach
JOONE LOPEZ	Moulton Niguel Water District
MATT COLLINGS	Moulton Niguel Water District (Alternate)

Also present:

BETTY BURNETT	General Manager
JEREMY JUNGREIS	Rutan & Tucker
ART KIDMAN	Kidman Law
ALLISON BURNS	Stradling, Yocca, Carlson & Rauth

Chairman Dunbar called the meeting to order at 6:07 p.m. and welcomed everyone present.

Open Session

Public Comments

Chairman Dunbar asked if members of the public desired to address the Board, or desired to address the committee during the meeting regarding any times on the Agenda.

There were no public comments received.

Approval of Minutes

Motion was made by Director Pietig and seconded by Director Brunhart to approve the March 16, 2017, Project Committee No. 15 minutes.

Motion carried: Aye 3; Nay 0; Abstain 0; Absent 0

Director Pietig	Aye
Chairman Dunbar	Aye
Director Brunhart	Aye

Chairmanship of PC15

Motion was made by Director Brunhart and seconded by Director Pietig to approve the continuing service of Mike Dunbar as Chair of PC15.

Motion carried: Aye 3; Nay 0; Abstain 0; Absent 0

Director Pietig	Aye
Chairman Dunbar	Aye
Director Brunhart	Aye

The Board meeting went into Closed Session at 6:09 p.m.

Closed Session

Closed Session was conducted under Government Code Section 54956.9 for the following purpose:

POTENTIAL LITIGATION – IN 1 MATTER

Pursuant to Government Code Section 54956.9 a Closed Session was conducted to confer with legal counsel RE: potential litigation in 1 matter.

The Board meeting reconvened at 4:48 p.m.

Report Out of Closed Session

Chairman Dunbar reported that there were no reportable actions from Closed Session.

Adjournment

There being no further business, Director Dunbar adjourned the meeting at 8:15 p.m.

I HEREBY CERTIFY that the foregoing Minutes are a true and accurate copy of the Minutes of the Special Meeting of the South Orange County Wastewater Authority Project Committee No. 15 of April 5, 2017, and approved by the Board of Directors of the South Orange County Wastewater Authority.

Betty C. Burnett, General Manager / Secretary
SOUTH ORANGE COUNTY WASTEWATER AUTHORITY

**MINUTES OF SPECIAL MEETING
OF THE
SOUTH ORANGE COUNTY WASTEWATER AUTHORITY**

Project Committee No. 15

April 14, 2017

The Special Meeting of the South Orange County Wastewater Authority (SOCWA) Project Committee No. 15 was held on April 14, 2017 at 9:30 a.m. at the South Coast Water District Administrative Office 35192 West Street, Laguna Beach, CA 92651. The following members of Project Committee No. 15 were present:

JOHN PIETIG	City of Laguna Beach (Alternate)
ANDY BRUNHART	South Coast Water District
MIKE DUNBAR	Emerald Bay Service District
MATT COLLINGS	Moulton Niguel Water District (Alternate)

Absent:

TONI ISEMAN	City of Laguna Beach
JOONE LOPEZ	Moulton Niguel Water District

Also present:

BETTY BURNETT	General Manager
JEREMY JUNGREIS	Rutan & Tucker
ART KIDMAN	Kidman Law
ALLISON BURNS	Stradling, Yocca, Carlson & Rauth

Chairman Dunbar called the meeting to order at 9:37 a.m. and welcomed everyone present.

Open Session

Public Comments

Chairman Dunbar asked if members of the public desired to address the Board, or desired to reserve adding the Board during the meeting regarding any times on the Agenda.

Board members Director Pietig and Director Collings made comments.

The Board meeting went into Closed Session at 9:55 a.m.

Closed Session

Closed Session was conducted under Government Code Section 54956.9 for the following purpose:

POTENTIAL LITIGATION – IN 1 MATTER

Pursuant to Government Code Section 54956.9 a Closed Session was conducted to confer with legal counsel RE: potential litigation in 1 matter.

The Board meeting reconvened at 11:30 a.m.

Report Out of Closed Session

Chairman Dunbar reported that there were no reportable actions from Closed Session.

Adjournment

There being no further business, Director Dunbar adjourned the meeting at 11:35 a.m.

I HEREBY CERTIFY that the foregoing Minutes are a true and accurate copy of the Minutes of the Special Meeting of the South Orange County Wastewater Authority Project Committee No. 15 of April 14, 2017, and approved by the Board of Directors of the South Orange County Wastewater Authority.

Betty C. Burnett, General Manager / Secretary
SOUTH ORANGE COUNTY WASTEWATER AUTHORITY

**MINUTES OF SPECIAL MEETING
OF THE
SOUTH ORANGE COUNTY WASTEWATER AUTHORITY**

Project Committee No. 15

April 26, 2017

The Special Meeting of the South Orange County Wastewater Authority (SOCWA) Project Committee No. 15 was held on April 26, 2017 at 1:00 p.m. at the South Orange County Wastewater Authority Administrative Office located at 34156 Del Obispo Street, Dana Point, CA 92629. The following members of Project Committee No. 15 were present:

JOHN PIETIG	City of Laguna Beach (Alternate)
ANDY BRUNHART	South Coast Water District
MIKE DUNBAR	Emerald Bay Service District

Absent:

TONI ISEMAN	City of Laguna Beach
JOONE LOPEZ	Moulton Niguel Water District

Also present:

BETTY BURNETT	General Manager
JEREMY JUNGREIS	Rutan & Tucker [conference call]
MORGAN GALLAGHER	Rutan & Tucker [conference call]
ART KIDMAN	Kidman Law
ALLISON BURNS	Stradling, Yocca, Carlson & Rauth

Chairman Dunbar called the meeting to order at 1:10 p.m. and welcomed everyone present. Mr. Jungreis and Mr. Gallagher participated in the PC15 meeting via telephone conference.

Open Session

Public Comments

Chairman Dunbar asked if members of the public desired to address the Board, or desired to reserve adding the Board during the meeting regarding any times on the Agenda.

There were no public comments received.

The Board meeting went into Closed Session at 1:15 p.m.

Closed Session

Closed Session was conducted under Government Code Section 54956.9 for the following purpose:

POTENTIAL LITIGATION – IN 1 MATTER

Pursuant to Government Code Section 54956.9 a Closed Session was conducted to confer with legal counsel RE: potential litigation in 1 matter.

The Board meeting reconvened to open session at 3:15 p.m.

Report Out of Closed Session

Chairman Dunbar reported that there were no reportable actions from Closed Session.

Adjournment

There being no further business, Director Dunbar adjourned the meeting at 3:15 p.m.

I HEREBY CERTIFY that the foregoing Minutes are a true and accurate copy of the Minutes of the Special Meeting of the South Orange County Wastewater Authority Project Committee No. 15 of April 26, 2017, and approved by the Board of Directors of the South Orange County Wastewater Authority.

Betty C. Burnett, General Manager / Secretary
SOUTH ORANGE COUNTY WASTEWATER AUTHORITY

**MINUTES OF SPECIAL MEETING
OF THE
SOUTH ORANGE COUNTY WASTEWATER AUTHORITY**

Project Committee No. 15

April 28, 2017

The Special Meeting of the South Orange County Wastewater Authority (SOCWA) Project Committee No. 15 was held on April 28, 2017 at 8:00 a.m. at the South Orange County Wastewater Authority located 34156 Del Obispo Street, Dana Point, CA 92629. The following members of Project Committee No. 15 were present:

JOHN PIETIG	City of Laguna Beach (Alternate)
ANDY BRUNHART	South Coast Water District
MIKE DUNBAR	Emerald Bay Service District

Absent:

TONI ISEMAN	City of Laguna Beach
JOONE LOPEZ	Moulton Niguel Water District

Also present:

BETTY BURNETT	General Manager
JEREMY JUNGREIS	Rutan & Tucker
ART KIDMAN	Kidman Law
ALLISON BURNS	Stradling, Yocca, Carlson & Rauth
ROD WOODS	Moulton Niguel Water District
STEVE GREYSHOCK	Greycomm

Chairman Dunbar called the meeting to order at 8:06 a.m. and welcomed everyone present.

Open Session

Public Comments

Chairman Dunbar asked if members of the public desired to address the Board during the meeting regarding any times on the Open Session Agenda.

Hearing requests, the Board went into Closed Session at 8:09 a.m.

Closed Session

Closed Session was conducted under Government Code Section 54956.9 for the following purpose:

POTENTIAL LITIGATION – IN 1 MATTER

Pursuant to Government Code Section 54956.9 a Closed Session was conducted to confer with legal counsel RE: potential litigation in 1 matter.

Open Session

The Board meeting reconvened in Open Session at 9:52 a.m.

Chairman Dunbar directed staff to set a meeting on May 12, 2017, at 3:00 p.m. to convene an open session for the purpose of receiving payment of past due capital payments from Moulton Niguel Water District in the amount of \$755,871 without conditions. Thereafter, the meeting will consider the parameters of negotiations with Moulton Niguel Water District as to their request to divest Moulton Niguel interest in Project Committee No. 15.

Chairman Dunbar requested that Moulton Niguel Water District staff member Mr. Rod Wood to please inform Ms. Lopez that the May 12, 2017, 3:00 p.m. meeting was set as a time per Ms. Lopez prior correspondence that she could be available on May 12th.

Report Out of Closed Session

Chairman Dunbar reported that there were no reportable actions from Closed Session.

Adjournment

There being no further business, Director Dunbar adjourned the meeting at 11:05 a.m.

I HEREBY CERTIFY that the foregoing Minutes are a true and accurate copy of the Minutes of the Special Meeting of the South Orange County Wastewater Authority Project Committee No. 15 of April 28, 2017, and approved by the Board of Directors of the South Orange County Wastewater Authority.

Betty C. Burnett, General Manager / Secretary
SOUTH ORANGE COUNTY WASTEWATER AUTHORITY

**MINUTES OF SPECIAL MEETING
OF THE
SOUTH ORANGE COUNTY WASTEWATER AUTHORITY**

Project Committee No. 15

May 4, 2017

The Special Meeting of the South Orange County Wastewater Authority (SOCWA) Project Committee No. 15 was held on May 4, 2017 at 1:00 p.m. at the SOCWA Administrative Office located at 34156 Del Obispo Street, Dana Point, CA. The following members of Project Committee No. 15 were present:

JOHN PIETIG	City of Laguna Beach (Alternate)
ANDY BRUNHART	South Coast Water District
MIKE DUNBAR	Emerald Bay Service District

Absent:

TONI ISEMAN	City of Laguna Beach
JOONE LOPEZ	Moulton Niguel Water District

Also present:

BETTY BURNETT	General Manager
JEREMY JUNGREIS	Rutan & Tucker
ART KIDMAN	Kidman Law
ALLISON BURNS	Stradling, Yocca, Carlson & Rauth
PETER WHITTINGHAM	Curt Pringle & Associates

Chairman Dunbar called the meeting to order at 1:09 p.m. and welcomed everyone present.

Open Session

Public Comments

Chairman Dunbar asked if members of the public desired to address the Board, or desired to reserve adding the Board during the meeting regarding any times on the Agenda.

There were no public comments received.

The Board meeting went into Closed Session at 1:11 p.m.

Closed Session

Closed Session was conducted under Government Code Section 54956.9 for the following purpose:

POTENTIAL LITIGATION – IN 1 MATTER

Pursuant to Government Code Section 54956.9 a Closed Session was conducted to confer with legal counsel RE: potential litigation in 1 matter.

The Board meeting reconvened at 3:37 p.m.

Report Out of Closed Session

Chairman Dunbar reported that there were no reportable actions from Closed Session.

Adjournment

There being no further business, Director Dunbar adjourned the meeting at 3:37 p.m.

I HEREBY CERTIFY that the foregoing Minutes are a true and accurate copy of the Minutes of the Special Meeting of the South Orange County Wastewater Authority Project Committee No. 15 of May 4, 2017, and approved by the Board of Directors of the South Orange County Wastewater Authority.

Betty C. Burnett, General Manager / Secretary
SOUTH ORANGE COUNTY WASTEWATER AUTHORITY

Agenda Item

Budgeted: Yes
Budget amount: \$12,720,000
Line Items: PC 17 Tasks 3720-000, 3715-000, 3721-000, and 3722-000
Legal Counsel Review: No
Meeting Date: June 1, 2017

TO: Project Committee 17

FROM: Betty Burnett, General Manager

STAFF CONTACT: Brian Peck, Director of Engineering

SUBJECT: Change Order to Pacific Hydrotech Construction Contract for the Regional Treatment Plant Cogeneration and Switchgear Upgrade Project

Recommendation

The Engineering Committee recommends that the Board of Directors approve Change Orders 9 and 10 to the construction contract with Pacific Hydrotech for the Regional Treatment Plant Cogeneration and Switchgear Upgrade Project.

Change Orders

1. Approve Change Orders 9 and 10 to the construction contract for the Switchgear Upgrade Project (PC 17, Task 3715-000).

CO #	CO Item	Description	Change Order Price	Cumulative Change Order*	Status
9	Provide Trench Plates for SCE Changes	Additional cost was incurred during the delay for relocating the switchgear for open trenches related to Change Order No.1.	\$50,284.35	\$457,201.64	SOCWA Engineering Committee Recommended
10	New SCE Transformer Relocation	Change Order No.1 anticipated the new SCE transformer being further from the new switchgear. This credit represents savings from the final location being closer.	(\$4,885.33)	\$452,316.31	SOCWA Engineering Committee Recommended

* Cumulative for specific budget task code.

Advisory Status

Reviewed and recommended by the SOCWA Engineering Committee on May 11, 2017.

Original Contract Amount:	\$ 8,925,217.00
Net change by previous change orders:	\$ 404,737.38
Contract amount prior to this change order:	\$ 9,329,954.38
Net increase, decrease due to this change order:	\$ 45,399.02
New contract amount, including this change order:	\$ 9,375,353.40

The overall project remains within budget. The project ledger is shown in Exhibit 1. The allocation of these change order costs is shown below.

Task	Task 3715-000
Member Agency	Common
El Toro Water District	\$4,657.94
Emerald Bay Service District	\$149.82
City of Laguna Beach	\$2,846.52
Moulton Niguel Water District	\$35,470.25
South Coast Water District	\$2,274.49
Total	\$45,399.02

Change Order 9 Discussion

During the development of Change Order 1 the contractor began trenching the locations for the new duct banks from the existing Southern California Edison (SCE) service on the west side of the Energy Building to the proposed entry location on the east of the building. Additional trenches were constructed to the existing electrical manholes. SOCWA staff and Butier Engineering both agreed that the early excavation of the trenches was necessary to ensure that the routes were not blocked by existing and unmapped utilities. The decision was made to plate over the trenches rather than refill. However, the time in which the plates were needed was extended due to the long time that SCE needed to approve the modified plan. The location of the plating is shown in Exhibit 2. The proposed change order was reviewed and recommended by Butier Engineering.

Exhibit 1
 Project Cost Ledger: Regional Treatment Plant
 Cogeneration and Switchgear Upgrades
 (Millions)

	Switchgear Upgrade	Underground Piping Relocation	Digester Recoating	Co-Generation Upgrade	Total
Budget (2016/17)	3.475	0.636	1.024	7.585	12.720
Budget Task Codes	3715-000	3721-000	3720-000	3722-000	
Actual Bid Costs-Constr.	1.930	0.156	0.316	6.520	8.922
Construction Change Orders	0.452	0.000	0.000	-0.002	0.450
Previous Costs (Prior Construct and Design)	0.365	0.292	0.621	0.443	1.721
Contingency	-0.021	0.148	0.057	0.146	0.331
Construction Management	0.094	0.007	0.030	0.162	0.294
Construction Management Change Order No.1	0.191	0.000	0.000	0.035	0.226
Construction Management Change Order No.2	0.124	0.000	0.000	0.124	0.248
Construction Services	0.110	0.033	0.000	0.156	0.298
Construction Services Change Order	0.080	0.000	0.000	0.000	0.080
Southern California Edison (SCE)	0.150	0.000	0.000	0.000	0.150
Total Project Costs	3.475	0.636	1.024	7.585	12.720
Spending					
Total Current Spending	(1.900)	(0.470)	(0.960)	(6.100)	(9.430)
Remaining Spending	(1.575)	(0.166)	(0.064)	(1.485)	(3.290)
Remaining Budget	1.575	0.166	0.064	1.485	3.290
*Grants				1.700	1.700
Net SOCWA Costs	3.475	0.636	1.024	5.885	11.020

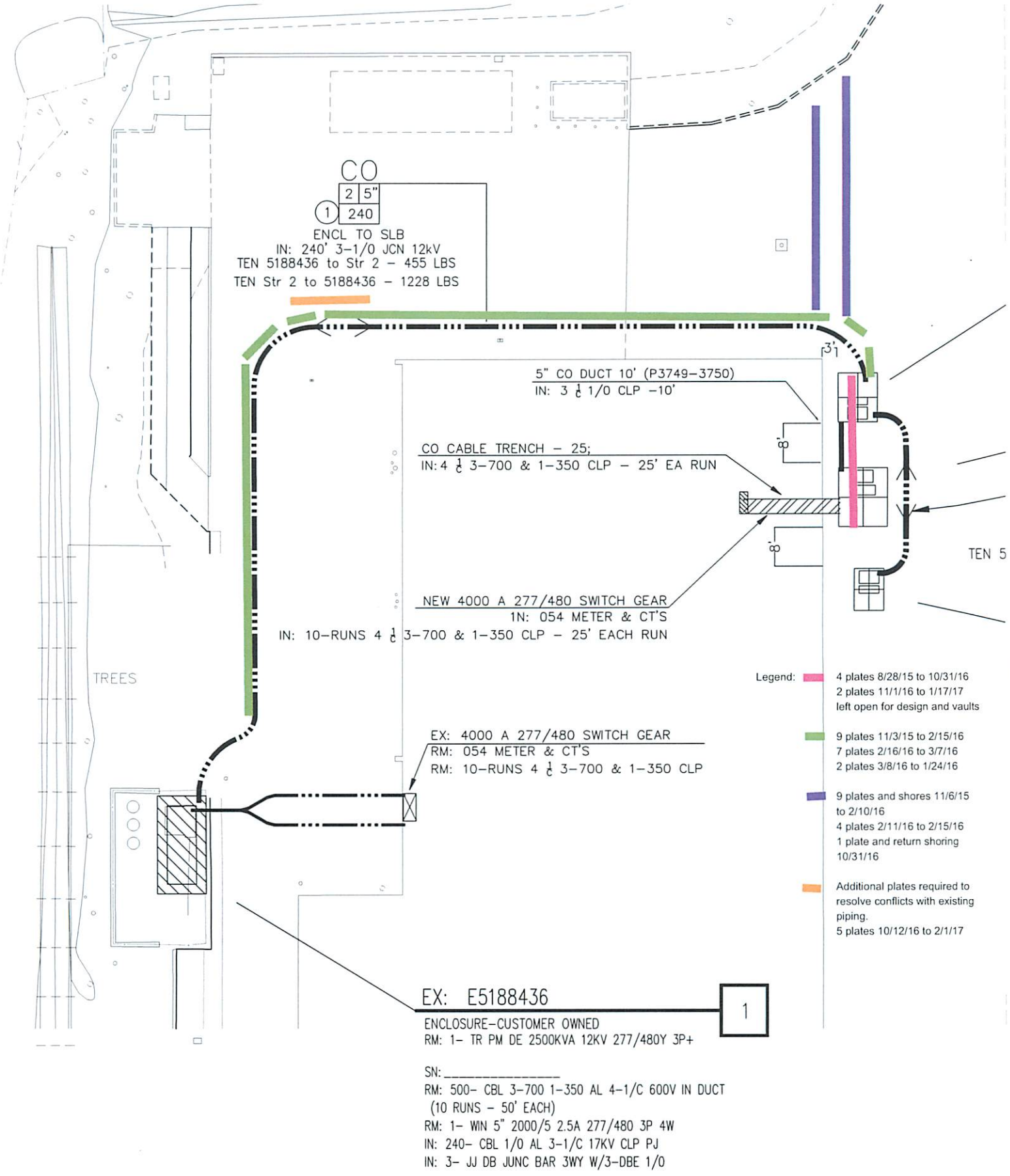


EXHIBIT 2
LOCATION OF TRENCH PLATES FOR CHANGE ORDER No. 9
99

Agenda Item

Meeting Date: June 1, 2017

TO: SOCWA Board of Directors
FROM: Teri Noson, Clerk of the Board
SUBJECT: Election of Officers

The annual election of officers for SOCWA is typically scheduled for the June Board meeting. The Chairman and Vice-Chairman are selected along with the Secretary/Treasurer and an Assistant Secretary. The General Manager is typically selected to serve as the Secretary/Treasurer and the Executive Assistant as the Assistant Secretary.

At the June 3, 2010, Board meeting the Board of Directors approved that the Chairman serve a two (2) year term. It would be appropriate for the Board to approve the Chair's second term for FY 2017/18 and the approve the Officers for Vice-Chairman Toni Iseman, Secretary/Treasurer Betty Burnett and Assistant Secretary Teri Noson for FY 2017/18.

<i>Officer</i>	<i>Current Board Officer</i>
Chairman	Dan Ferons
Vice-Chairman	Toni Iseman
Secretary/Treasurer	Betty Burnett, General Manager
Assistant Secretary	Teri Noson, Executive Assistant

RECOMMENDATION

SOCWA Board of Directors approve the current Board Officers to serve the Authority during FY 2017/18.

Agenda Item

Legal Counsel Review: No

Meeting Date: June 1, 2017

TO: SOCWA Board of Directors
FROM: Betty Burnett, General Manager
SUBJECT: General Manager's Status Report

New Business

Administration

Board of Director Elections

Consent Calendar Item G refers to the Chair's decision to set a nominating committee for Board Officers for the coming fiscal year of service, which begins July 1, 2017. The Board by motion and action taken at the June 3, 2010 Board of Directors meeting voted to change the term of the service of the Chairman to a two-year term. The JPA Agreement sets the term for Officer service at 1 year, therefore, the policy of serving the second year for existing officers needs confirmation by a vote of the Board at the June 1, 2017 Board of Directors meeting see agenda item. Also, in June 2017 the Board Chair should be confirming the Committee assignments for the Executive and Finance Committees.

Finance Officers Meetings

In the coming fiscal year, finance officers of the Member Agencies will begin receiving invitations from SOCWA Finance Controller Mary Carey to attend meetings to review financial and accounting matters for SOCWA. Participation at these meetings will be expected from those with financial and accounting backgrounds who occupy those positions for the member agencies. This will provide an opportunity for agency qualified staff to provide input to decision makers on financial and accounting matters.

Operations

Regional Treatment Plant 12 SCE Shutdown Planned June 1st

Staff has been working with SCE to coordinate their planned 12-hour shutdown on June 1st. Staff is preparing the plant to run on standby generators to minimize disruptions in recycled water deliveries. Lengthy power outages can disrupt the treatment plant's biological processes and take up to 2 days to recover. SOCWA staff has been coordinating with MNWD recycled water operations staff on the outage too.

SCAQMD Ruling on Plasma Cutters

Working with Environmental Compliance staff and SCAP, SOCWA got a favorable interpretation of their air quality rules regarding the use of plasma cutters for field repairs. SOCWA does not need to implement tenting with air treatment systems when using a plasma cutter in the field for repairs. Tenting with air treatment systems would have required staff to contract these types of repairs to outside companies and would have been costly.

CTP Entrance Gate Vandalized

The entrance gate operators to the Aliso and Woods Wilderness Park were broken and were replaced. SOCWA staff has been working with OC Parks to minimize the potential for the gates to be forced open. Measures have been implemented to chain the gates on the weekend. Also, the gate operators were upgraded to designs intended for higher levels of use (and abuse) based on recommendations from our gate operator maintenance provider.

CTP and JBL Asphalt Sealing Scheduled

After several years of heavy construction activity, the CTP and JBL plants will be slurry sealed. The contractor will also remove and replace sections of asphalt that are too damaged to be sealed.

Environmental Compliance

CWEA Update

Last month compliance staff attended the CWEA conference in Palm Springs. Staff gave a presentation to the P3S Committee on the completion of the augmented reality sandbox from the grant that was awarded to SOCWA from CWEA P3S Committee. At the conference, one staff member was elected secretary of the P3S committee; thus, strengthening professional development in the pretreatment sector. CWEA convened a full day panel on potential mandatory implementation of new standards for ELAP accreditation. IRWD staff is spear heading an Orange County workgroup to collaborate on implementation strategies should the new standards become a requirement in 2018. Staff also gave a presentation on the uses of computer bots for automation tasks at POTWs to a group of 60 people in a technical session.

The augmented reality sandbox will be set up for Board Members to see it in action at the August, 2017 Board meeting.

ELAP Update

Staff worked with the Coalition of Accredited Laboratories as well as SCAP to draft a letter opposing mandatory adoption of new accreditation standards that have not been thoroughly vetted in the laboratory community. The letter, along with 97 other similar letters, was provided to SWRQB board members who were reviewing the feasibility of adopting new standards at the May 3, 2017, board meeting. Felicia Marcus expressed frustration at the meeting that ELAP officials have chosen a quality management system that is too burdensome from an administrative perspective to be successfully adopted by the approximately 600 ELAP accredited laboratories in California.

Recycled Water Permit

Staff has received a preliminary draft of the master recycled water permit from the San Diego RWQCB (Region 9). Staff has shared the draft permit with members of PC12 and is setting up a pre-meeting with PC12 members prior to a meeting with RWQCB staff on June 5, 2017.

Agenda Item

Budgeted: Yes

Budget amount: \$75,000

Line Item: PC-2 Small Capital

Legal Counsel Review: No

Meeting Date: June 1, 2017

TO: Board of Directors

FROM: Betty Burnett, General Manager

STAFF CONTACTS: Jim Burror, Director of Operations
Mike Matson, Support Services Manager

SUBJECT: Award of Contract to Tesco Controls, Inc. for the Stormwater Pumping Station Engine Control Panel Replacement

Summary

SOCWA staff is requesting the award of a contract to Tesco Controls, Inc. to replace the engine driven pump control panel at the J.B. Latham storm water pumping station at a cost not to exceed \$74,945.00.

Discussion/Analysis

The existing controls for the natural gas engine driving the emergency storm water pump is beyond its useful life and requires replacement. The control panel was installed in early 1980's and staff cannot find replacement parts to continue to maintain the existing panel. The engine itself remains serviceable and is still supported by the vendor.

A Request for Proposals (RFP) was issued to vendors for a replacement control panel. SOCWA received two (2) proposals from the following firms for the services:

Tesco Controls, Inc.	\$74,945.00
Mark Maddox	\$94,203.00
Diesel 2 Gas Solutions	Declined to propose

SOCWA staff reviewed each proposal and met with each proposer. SOCWA staff determined that Tesco Controls, Inc. was the best value for SOCWA. They are a responsive and responsible proposer. They have a clear understanding of the scope of services and have a track record of successful implementations with SOCWA and other similar agencies.

Prior Related Project Committee or Board Action(s)

None

Award of Contract to Tesco Controls, Inc. for the Stormwater Pumping Station Engine Control Panel Replacement
Page 2 of 2
June 1, 2017

Fiscal impact

Staff plans to complete the work before the close of the FY 16/17; however, if work is delayed this cost may be incurred in the next FY and there is no carryover in the FY 17/18 Budget.

Recommendation

Staff recommends the following:

- 1) Award of a contract to Tesco Controls, Inc. for a total not to exceed \$74,945.00 for the Stormwater Pumping Station Engine Control Panel Replacement Project.

attachment(s): None

Agenda Item

Budgeted: NA

Budget amount: NA

Line Item: PC 12

Legal Counsel Review: Pending

Meeting Date: June 1, 2017

TO: Board of Directors

FROM: Betty Burnett, General Manager

SUBJECT: PC 12 – Request to Withdraw El Toro Water District

Summary

El Toro Water District has provided the attached request to withdraw from PC-12. Project Committee 12 (2SO) was formed for the purposes of establishing joint recycled water facilities and has been utilized by the PC 12 members to accomplish joint permitting for the use of recycled water within Region 8 and 9. El Toro Water District has not delivered recycled water within Region 9, and recently the regional boards reached a cooperative determination that Region 8 would handle the recycled water permitting for both IRWD and El Toro Water District.

Pursuant to Paragraph 35 of the SOCRA JPA Agreement, which covers PC 12, a regular member may withdraw from O&M expenses where there is no related use by the following language:


Regular Members of the PC may “withdraw from the Authority (SOCRA) effective on the last day of a specified Fiscal year by giving each of the Regular Member Agencies one hundred and twenty (120) days written notice prior to the end of a Fiscal Year which Fiscal Year shall be specified in said notice; provided, however, in the event the withdrawing Regular Member Agency has any rights in any Facility, or obligations to the Authority, said member cannot sell, lease or transfer said rights or be relieved of its obligations, except its obligation to pay its share of the operation and maintenance costs directly related to the use of the Facilities,

Accordingly, SOCWA staff seeks the input of PC 12 members as to the withdraw request of El Toro Water District. The impact of withdraw is a redistribution of the FY 2017-18 costs in the amount of \$16,780 for the coming year.

The SOCRA JPA agreement is attached for reference.

Recommendation

(1) Receive a report of SOCWA Counsel Pat Giannone for review, (2) If permitted in accordance with the Agreements of the parties, consider waiver of the 120-day written notice of withdraw; and (3) If permitted in accordance with the Agreements of the parties, direct SOCWA staff as to a modification of the FY 2017-18 Budget (if approved on 6/1/17), to redistribute \$16,780 in costs to other PC 12 agencies.



El Toro Water District

"A District of Distinction"

Serving the Public - Respecting the Environment

May 22, 2017

South Orange County Wastewater Authority
34156 Del Obispo Street
Dana Point, CA 92629
Attn: Ms. Betty Burnett

Re: El Toro Water District Request to Withdraw from Project Committee 12

Dear Ms. Burnett,

The El Toro Water District (ETWD) service area overlies portions of both the Santa Ana (Region 8) and San Diego (Region 9) Regional Water Quality Control Boards. ETWD has been producing and delivering recycled water within the Region 8 boundaries for decades. Historically, ETWD has had no recycled water deliveries within the Region 9 boundaries. Until 2015 SOCWA administered the Region 8 master recycled water permit on behalf of the El Toro and Irvine Ranch Water Districts. At the request of Region 8 staff, both ETWD and IRWD applied for and secured individual permits for recycled water production and delivery in Region 8 relieving SOCWA of any further effort associated with the Region 8 permit. Order No. R8-2015-0023, the Region 8 recycled water discharge permit unique to ETWD, was issued directly to the District in July, 2015.

SOCWA administers the Region 9 master permit (Order No. 97-52) for recycled water deliveries within the Region 9 boundaries on behalf of PC-12 (formerly PC2-SO). ETWD historically has had no recycled water deliveries in Region 9. Future expansions of the ETWD recycled water distribution system contemplate new recycled water deliveries in Region 9. SOCWA staff identified these potential deliveries in the recent request that Region 9 update and revise Order No. 97-52. However, the request also noted that ETWD was pursuing an accommodation from Region 9 that would allow the District's future recycled water deliveries within the Region 9 boundaries to be regulated under the District's existing Region 8 discharge order. That request has since been agreed to by both Region 8 and Region 9. ETWD has no current or historical coverage requirements by the Region 9 discharge order and, given the Region 9 decision, will have no future permitted deliveries regulated by the SOCWA administered Region 9 permit.

The ETWD recycled water system is not, and will not be covered by the SOCWA administered recycled water master permit. ETWD and SOCWA staffs have independently confirmed with Region 9 staff that there will be no on-going monitoring or reporting requirements on the part of SOCWA associated with the ETWD recycled water system. The ETWD recycled water system therefore contributes to no costs associated with PC-12. PC-12 neither owns nor maintains any facilities which would obligate members to on-going fixed or capital expenses. The District owns no capacity for which it should have continuing financial obligations.

Board of Directors

M. Scott Goldman
William H. Kahn
Jose F. Vergara
Frederick J. Adjarian
Mark L. Monin

General Manager

Robert R. Hill

El Toro Water District

The District therefore is hereby notifying SOCWA of the District's request to withdraw from PC-12 and hereby requests SOCWA staff modify the 17/18 fiscal year budget to remove any costs allocated to ETWD associated with PC-12.

The District sincerely appreciates the effort of SOCWA staff to facilitate the evaluation of the impacts of the reorganization of the Regional Board permitting requirements and the issues associated with the District's withdrawal from PC-12.

Please contact Dennis Cafferty at (949) 837-7050, ext. 223 if you have any questions or require any further information.

Sincerely,

EL TORO WATER DISTRICT

A handwritten signature in blue ink, appearing to read "Scott Goldman", is written over the printed name.

Scott Goldman
President

JOINT EXERCISE OF POWERS AGREEMENT
CREATING SOUTH ORANGE COUNTY RECLAMATION AUTHORITY
Orange County, California
(SOCRA)

THIS AGREEMENT is made and entered into as of the 5th day of September, 1991, by and between the MOULTON NIGUEL WATER DISTRICT ("MNWD"), SANTA MARGARITA WATER DISTRICT ("SMWD") and CAPISTRANO VALLEY WATER DISTRICT ("CVWD") which are a water purveyors within the San Juan and/or Aliso Valley Watershed and other watershed areas within the jurisdiction of the California Regional Water Quality Control Board, San Diego Region ("Region IX")

I.

R E C I T A L S :

A. The above-named parties own and operate or have capacity rights in wastewater treatment and/or reclamation plants under the jurisdiction of Region IX ("Reclamation Plants"), and/or utilize groundwaters or surface waters in accordance with basin plans approved by Region IX. The Reclamation Plants produce secondary treated effluent, a portion of which is reclaimed and used for irrigation and other purposes in watershed areas within Region IX ("Treated Wastewater"). The use of Treated Wastewater is subject to the requirements for individual permits from Region IX for each such use or through one permit to a responsible local agency ("Primary User Permit"). The groundwaters and surface waters are used in accordance with certain water quality objectives and beneficial use designations set forth in basin plans approved by

-1-

AB/0501
09/04/91 - Final

Region IX. The Treated Wastewater, groundwaters, surface waters and any other nonpotable water utilized by the Regular Member Agencies (as such term is hereinafter defined) shall hereinafter be referred to as "Nondomestic Water".

B. The governing body of Region IX supports and strongly encourages the establishment of a joint powers agency for the purposes of holding a single Primary User Permit for the San Juan, Aliso Valley and other watershed areas within Region IX, amending the associated basin plans in conjunction with implementation of reclaimed water plans for those areas and coordinating and regulating the use of Nondomestic Water within such areas. Such agency would perform the functions of administering compliance with all regulations, orders and permits issued from time to time relative to any Treated Wastewater now performed by Region IX, and implementing amendments to basin plans under the jurisdiction of Region IX in order to provide for uniform water quality objectives and Nondomestic Water use requirements. On _____, 1991, Region IX adopted Resolution No. _____ requesting that Orange County agencies within the San Juan Basin and Aliso Valley Watershed areas work together to develop necessary basin plan modifications and a regional reclamation plan.

C. It is the policy of the State of California to conserve and beneficially use and reuse its water resources. Region IX and the Parties hereto believe that a single local central source of

approval for use of Nondomestic Water produced either by the Reclamation Plants or through utilization of groundwaters and/or surface waters will facilitate and expedite a growing use of Nondomestic Water for feasible practical uses, including cemeteries, golf courses, parks, highway landscaped areas and industrial and irrigation uses by various public and private entities, at a reasonable cost, in lieu of using domestic water which will conserve potable water resources.

D. MNWD, SMWD and CVWD are undertaking the planning and construction of facilities for the production and utilization of Nondomestic Water from the Regional Plants and/or through other means with available groundwaters and/or surface waters, which include additional treatment, production, transmission, storage, pumping and distribution facilities.

E. The parties to this Agreement hereto have and possess one or more of the following powers:

(1) The power and authorization to acquire and construct facilities for the production, treatment, transmission, storage and distribution of Nondomestic Water for the benefit of the lands and inhabitants within their respective boundaries.

(2) The power and authorization to acquire and construct facilities to supply the inhabitants and lands within their respective boundaries with Nondomestic Water for domestic and municipal purposes, inclusive of providing for the development and conservation of water supplies.

F. Each of the parties hereto has territory within or related to the San Juan Basin and/or Aliso Valley Watershed Areas or other watershed areas within Region IX as set forth and depicted on Exhibit "A" hereto, which document is by this reference made a part hereof, including the designation thereon of the existing boundaries of other possible parties to this Agreement and the overall service area boundaries of the Southeast Regional Reclamation Authority ("SERRA"), the Aliso Water Management Agency ("AWMA") and the San Juan Basin Authority ("SJBA").

G. There is a need for coordinated regional planning of production, transmission, storage and distribution of Nondomestic Water and a coordinated effort to facilitate and expedite new and increased use of Nondomestic Water within the area set forth in Exhibit "A".

H. The authority to seek and obtain a Primary User Permit for use of Treated Wastewater and to process associated modifications to water quality objectives and beneficial use

designations for groundwaters and surface waters, as necessary, for implementation of reclamation plans within the area designated in Exhibit "A" to this Agreement can best be achieved through the cooperative action of the parties to this Agreement, operating through a Joint Exercise of Powers Agency ("JPA").

I. Each of the parties is authorized to contract with each other for the joint exercise of any common power under Article I, Chapter 5, Division 7, Title 1 of the Government Code.

II.

COVENANTS

In consideration of the mutual promises and covenants herein contained, the parties hereto agree as follows:

III.

PURPOSE AND POWERS

1. Agency Created. There is hereby created a public entity to be known as the "SOUTH ORANGE COUNTY RECLAMATION AUTHORITY" (the "Authority"). The Authority is formed by this Agreement pursuant to the provisions of Article I, Chapter 5, Division 7, Title 1 of the Government Code of the State of California. The Authority shall be a public entity separate from the parties hereto.

2. Purpose of the Agreement; Common Powers to be Exercised.

Each party to the Agreement (as that term is defined hereinafter) has the common power to do the following:

(a) Plan for, acquire, construct, maintain, repair, manage, operate and control facilities for the production, transmission, storage and distribution of Nondomestic Water.

(b) Develop planning objectives and facilities as necessary to recharge groundwaters and utilize live-stream discharge opportunities.

(c) Implement waste discharge requirements and basin plan amendments, acquire National Pollutant Discharge Elimination System ("NPDES") permits and primary producer/user permits for Treated Wastewater and provide for the development and conservation of potable water relating thereto.

The purpose of this Agreement is to jointly exercise the foregoing common powers in the manner hereinafter set forth and in concurrence with all public agencies having jurisdiction over matters related to the exercise of such powers including AWMA, SERRA, SJBA, Orange County Health Department, State Department of Public Health as well as individual members and organizations

representing the local communities, thereby establishing a total Nondomestic Water management program for the area within Authority and a mechanism to interface with Region IX.

3. Powers. The Authority shall have the power in its own name to do any of the following:

(a) To exercise jointly the common powers of its Regular Member Agencies in planning and implementing a reasonable program for management and use of Nondomestic Water as practicable;

(b) To make and enter into contracts;

(c) To contract for the services of engineers, attorney, planners, financial consultants, and separate and apart therefrom to employ such other persons, as it deems necessary;

(d) To acquire, construct, manage, maintain and operate any buildings, works, or improvements;

(e) To acquire, hold and dispose of property;

(f) To incur debts, liabilities or obligations subject to limitations herein set forth;

(g) To sue and be sued in its own name;

(h) To apply and hold permits, including a Primary Producer and/or User Permit for use of Treated Wastewater;

(i) To implement basin plan amendments in conjunction with formulating a regional reclamation plan and the use of Nondomestic Water;

(j) To apply for an appropriate grant or grants under any federal, state or local programs for assistance in developing or accomplishing any of its programs or purposes herein specified; and

(k) To the extent not herein specifically provided for, to exercise any powers in the manner and according to the methods provided under the laws applicable to a California water district, Section 34000 et seq. of the California Water Code;

4. Definitions. For the purpose of this Agreement, the following words shall have the following meanings:

(a) "Agreement" means this joint exercise of powers agreement.

- (b) "Authority" means the South Orange County Reclamation Authority formed pursuant to this Agreement.
- (c) "Associate Member Agency" means any agency which becomes a member of Authority for the limited purpose set forth in Section 5(b) hereafter.
- (d) "Board" or "Board of Directors" means the governing body of the Authority.
- (e) "Regular Member Agency" means each of the parties which become a signatory to this Agreement, accepting the rights and obligations of the Authority hereunder, including any public entity executing an addendum of this Agreement as a Regular Member Agency as hereinafter provided.
- (f) "Facility" or "Facilities" means any building, works, or improvement acquired or constructed by Authority.
- (g) "Fiscal Year" means July 1st to and including the following June 30th.
- (h) "General Budget" means the approved budget applicable to the expenses of administration of the Authority.
- (i) "Participating Director" means the director representing a Participating Member Agency.

- (j) "Participating Member Agency or Agencies" means a Regular Member Agency(ies) that has or will acquire rights and assume obligations in connection with a particular Project.
- (k) "Project" means the facilities constructed by the Authority pursuant to the project budget procedure.

IV.

ORGANIZATION

5. Membership. The members of the Authority shall be each public entity which has executed or hereafter executes this Agreement either as a Regular Member Agency or as an Associate Member Agency, or any addenda, amendment or supplement thereto, and which has not, pursuant to the provisions hereof, withdrawn therefrom.

- (a) Regular Members. Any agency that executes the Agreement as a Regular Member Agency shall be a Regular Member Agency for purposes of this Agreement.
- (b) Associate Member Agencies. Associate Member Agencies shall not have any of the rights, duties or obligations set forth in this Agreement for Regular members, but may participate in the Authority meetings and affairs to the extent approved by the Regular Member Agencies as set

forth in the bylaws or by Resolution of the Board.

Associate Member Agencies shall pay a subscription for participation in the Authority at a rate approved by the Regular Member Agencies.

6. Names. The names, particular capacities, and addresses of the Regular Member Agencies and the Associate Member Agencies at any time shall be shown on Exhibit "B", attached hereto, as amended or supplemented from time to time.

7. Designation of Directors. Within thirty (30) days after the execution of this Agreement, each Regular Member Agency shall designate and appoint, by resolution of its governing body, one person to act as its director on the Board. Each Regular Member Agency shall also appoint one alternate director whose name shall be on file with the Board and who may assume all rights and duties of the absent director representing the appointing Regular Member Agency. Each director and alternate shall hold office from the first meeting of the Board after his appointment by the governing body which he represents until his successor is selected. Directors and alternates shall serve at the pleasure of the governing board of the appointing Regular Member Agency and may be removed at any time, with or without cause, in the sole discretion of said Regular Member Agency's governing board. A director or alternate may be a member of the governing board of the appointing members. A director may receive such compensation from the

Authority for his services as may from time to time be established by the Board. A director may be reimbursed for expenses incurred by such director in the conduct of the business of the Authority.

8. Principal Office. The principal office of the Authority shall be established by the Board. The Board is hereby granted full power and authority to change said principal office from one location to another in the County of Orange. Any change shall be noted by the Secretary of the Authority under this section but shall not be considered an amendment to this Agreement.

9. Meetings. The Board shall meet at the principal office of the Authority or at such other place as may be designated by the Board. The time and place of regular meetings of the Board shall be determined by resolution adopted by the Board, and a copy of such resolution shall be furnished to each party hereto. Any meeting of a project committee shall be deemed to be a meeting of the Authority and all such meetings of the Authority shall be open to all directors. Regular, adjourned and special meetings shall be called and held in the manner as provided in Chapter 9, Division 2, Title 5 of the Government Code of the State of California (commencing at Section 54950).

10. Quorum. A majority of the directors shall constitute a quorum for the purposes of the transaction of business relating to the Authority. A majority of the Participating Directors acting

on behalf of a project committee, but not less than two (2), shall constitute a quorum for the purposes of the transaction of business of the Authority on matters relating to each Project in which not all of the Regular Member Agencies are participating.

11. Powers and Limitations Thereon. All of the powers and authority of the Authority shall be exercised by the Board, subject, however, to the reserve right of the Regular Member Agencies as herein set forth. Unless otherwise provided herein, each Director or Participating Director shall be entitled to one vote, and a vote of the majority of the Board qualified to vote may adopt any motion, resolution, or order and take any other action which they deem appropriate to carry forward the objectives of the Authority or of a project committee.

12. Minutes. The Secretary of the Authority shall cause to be kept minutes of regular, adjourned regular and special meetings of the Board, and shall cause a copy of the minutes to be forwarded to each director and to each of the Regular Member Agencies hereto.

13. Rules. The Board may adopt, from time to time, such rules and regulations for the conduct of its affairs as may be required.

14. Vote or Assent of Members. The vote, assent, or approval of Regular Member Agencies in any matter requiring such vote, assent, or approval hereunder shall be evidenced by a certified copy of the resolution of the governing board of such member filed with the Authority, or a certified copy of minutes evidencing such vote, assent or approval.

15. Officers. There shall be selected from the membership of the Board a Chairman and a Vice Chairman. The Board shall appoint a Secretary who may be a Director. The Chairman, Vice Chairman, and Secretary shall hold office for a period of one year commencing July 1st of each and every Fiscal Year; provided, however, the first Chairman, Vice Chairman and Secretary appointed shall hold office from the date of appointment to June 30th of the ensuing fiscal year.

The general manager of the Authority shall be the Treasurer of the Authority, and shall be the depositary and have custody of all money of the Authority from whatever source. The general manager of the Authority shall be the Auditor of the Authority and shall draw all warrants and pay demands against the Authority approved by the Board. The Treasurer and Auditor hereby designated may be changed by the consent of all Directors.

In addition, the Board shall have the power to appoint such additional officers as it deems necessary. Any officer, employee or agent of the Board may also be an officer, employee or agent of any of the Regular Member Agencies. The appointment by the Board of such a person shall be evidence that the two positions are compatible. The public officer or officers or persons who have charge of, handle, or have any access to any property of the Authority shall be bonded and the amount of their bond shall be designated in the applicable budget and thus fixed.

All of the privileges and immunities from liability, exemption from laws, ordinances and rules, all pension, relief, disability, worker's compensation and other benefits which apply to the activity of officers, agents, or employees of any of the Regular Member Agencies when performing their respective functions shall apply to them to the same degree and extent while engaged in the performance of any of the functions and other duties under this Agreement. None of the officers, agents, or employees appointed by the Board shall be deemed, by reason of their employment by the Board, to be employed by any of the Regular Member Agencies or, by reason of their employment by the Board, to be subject to any of the requirements of such members.

V.

PLANNING

16. Planning Policy. In keeping with the purpose of this Agreement, the Regular Member Agencies hereby authorize and direct the Board to undertake such studies and planning relative to the San Juan and Aliso Creek Basins, as may be necessary, to provide for the production, transmission, storage and distribution of Nondomestic Water by Authority as well for an integrated plan for use of Nondomestic Water by Authority, including any necessary amendments to Basin Plans of Region IX and the State Water Resources Central Board.

VI.

BUDGETS AND PAYMENTS

17. General Budget. Within sixty (60) days after the first meeting of the Board, a "General Budget" shall be adopted for the balance of the Fiscal Year and the ensuing Fiscal Year. The initial General Budget and each succeeding General Budget shall include the following: (a) the general administrative expenses of the Agency to be incurred during the period covered by the General Budget; and (b) the allocation among the Regular Member Agencies of the amounts necessary to cover the General Budget expenditures. The expenditures required in the initial General Budget (from formation to June 30, 1992) shall be shared equally.

If, after the initial budget, the Board provides an allocation to the Regular Member Agencies on some basis other than equal amounts, the General Budget must be approved by the unanimous consent of all of the directors. After the first full Fiscal Year, at or prior to each June meeting of the Board, a General Budget shall be adopted for the ensuing Fiscal Year.

18. Project Budgets. In addition to the General Budget, the Board may budget at any time for the study, implementation or construction of any specific Project proposed to be constructed by the Authority. Each project budget shall include the following:

- (a) the administrative expenses allocated to the Project during planning and construction;
- (b) the cost of studies and planning for the Project;
- (c) the cost of the engineering and construction of the Project;
- (d) the allocation among the Participating Member Agencies of the total Project costs;
- (e) an estimate of annual maintenance and operating expenses; and
- (f) a formula for allocating annual maintenance and operating expenses.

After the Board approves a project budget, it shall be submitted to each Regular Member Agency who has expressed a desire to participate and is to be obligated for the payment of any amount thereunder and the Authority shall not incur any expense for the Project until the project budget has been approved by the governing body of each of the proposed Participating Member Agencies. In the event a project budget is not approved, the cost of preparing the budget shall be divided among the proposed Participating Member Agencies in accordance with the proposed allocation of the total project costs.

19. Maintenance and Operation Budgets. For each Project maintained and operated by the Authority, a maintenance and operation budget shall be prepared and approved at or prior to each June meeting of the Board for the ensuing Fiscal Year. Said budget shall include the following:

- (a) the expenses of maintaining the Project;
- (b) the expenses of operating the Project;
- (c) an estimate of income from operations, if any;
- (d) the allocation of maintenance and operation expenses among the Participating Member Agencies in accordance with the formula set forth in the approved project budget.

A maintenance and operating budget must be approved by two-thirds (2/3) of the directors or by two-thirds (2/3) of the Participating Directors if the budget affects less than the entire membership. Copies of each operating budget shall be mailed to each Participating Member Agency within thirty (30) days of its adoption.

In regard to payment of expenses of the Authority, it is agreed as follows: (a) all operational costs and maintenance costs directly related to the use of the Facilities, including necessary improvements, repairs, adjustments, replacements and incidental accounting and administrative costs in connection therewith, shall be paid by each Regular Member Agency using the Facilities in proportion to their use; and (b) the maintenance costs not directly related to use of the Facilities, including necessary improvements, repairs, adjustments, replacements and extraordinary or standby maintenance, and incidental accounting and administrative costs in connection therewith, shall be paid by the Participating Member Agencies in proportion to their respective percentage share of the costs of said Facilities as herein provided. Any change of the foregoing may be made by the unanimous consent of all of the Participating Member Agencies.

20. Effect of Failure of Approval of Budget. If, after one hundred twenty (120) days from the first submission of a General Budget, the General Budget fails to attain the required vote, the

consenting directors of the Regular Member Agencies, in the case of the General Budget, or the Participating Directors, in the case of a project budget, may treat the refusal of the representative director to approve the budget as a request for a withdrawal from the Authority, in the case of failure to approve a General Budget, or as a request from withdrawal from the Project, but not from the Authority, in the case of failure to approve a project budget, by such Participating Director; the remaining Regular Member Agencies may thereafter, upon giving the non-consenting member thirty (30) days prior written notice, proceed with the adoption of a revised budget and the non-consenting member shall not be obligated for future debts of the Authority or of the Project, as the case may be, nor shall it receive any benefits therefrom. The foregoing is subject to the provisions of Section 35 hereof.

21. Expenditures for the Approved Budget. All expenditures within the designations and limitations of approved General, project or maintenance and operation budgets shall be made on the authorization of a majority of the directors for General Budget expenditures, or of a majority of the directors of the Participating Member Agencies for other expenditures. No expenditures in excess of those budgeted shall be made without the unanimous consent and approval of all of the directors representing the Regular Member Agency affected by the budget under consideration.

22. Payment of Amounts Due. Amounts required to be paid by any Regular Member Agency or Participating Member Agency, shall be due and payable forty-five (45) days after receipt of billing therefore from the Board.

23. Reimbursement of Funds. Grant funds received by the Authority from any federal, state, or local agency to pay for budgeted expenditures for which the Authority has received all or a portion of said funds from its members shall be proportionally paid to said members to reimburse the members for the funds advanced to the Authority for the construction of the Facilities for which grant money has been received.

VII.

BOND FINANCING

24. Financing Method. The Board shall have the power and authority to issue revenue bonds pursuant to Government Code Section 6540 et seq. and to the extent applicable, the Revenue Bond Law of 1941, Mello-Roos bonds pursuant to Government Code Section 53311 et seq., Certificates of Participation or similar instruments for the purposes now or hereinafter provided for in this Agreement as set forth in Section 3 hereinabove. Any election or referendum provided for in the Revenue Bond Law shall be held in the entire area of the Authority utilizing for such purposes the boundary formed from including the geographic area of

each Regular Member Agency. The herein described area shall be the area within which the election shall be held and the voters voting on the bonds shall be the resident registered voters as defined by the California Elections Code.

VIII.

PROJECT CONSTRUCTION

25. Project Member. If it is determined that a proposed Project includes participation by less than all of the Regular Member Agencies, the Participating Directors for each Project shall constitute a subcommittee of the Board referred to as the " Project Committee". All actions by a project committee shall be deemed actions of the Agency and shall be taken in the name of the Agency, provided, only the Participating Member Agencies shall have rights and obligations in said Project as herein provided.

In the event that only one Participating Member Agency desires to take action in the name of the Authority and fund and operate a Project, a project committee may be formed consisting of only one Regular Member Agency; provided, however, that all other Regular Member Agencies shall have a right to participate in any Project, and further provided that in the event a project committee is formed consisting of only one Regular Member Agency, the Board of Directors of the Authority may, by majority vote of

its members, impose conditions upon the manner of exercise of the action of this Authority by a project committee consisting of only one Regular Member Agency.

26. Acquisition and Construction of Projects. No Project shall be acquired or constructed by the Board without the unanimous consent of every Regular Member Agency, or if it is a Project of less than all of the Regular Member Agencies, consent by a simple majority of all of the Participating Member Agencies, provided, the Participating Member Agencies agree to pay all Project costs, including but not limited to the costs of all necessary permits and regulatory approvals as well as engineering and construction costs. No project committee member shall unreasonably withhold or condition its approval of a Project which will be wholly funded by other project committee members. Approval of a project budget by a simple majority of the Participating Member Agencies shall constitute consent for the acquisition and construction of the Project.

IX.

MAINTENANCE AND OPERATION OF FACILITIES

27. Maintenance and Operation of Facilities. The Board, or the project committee, as the case may be, shall determine prior to the acquisition or construction of any Project, whether or not the Authority shall maintain and/or operate such facilities. If

the Authority is to maintain and/or operate such facilities, it shall do so in an efficient and economical manner, and in a manner not detrimental to the other members. It is the intent of the parties that any Project may be maintained and operated in the name of the Agency although, as herein provided, a majority of the Participating Directors shall make all determinations of the Authority in connection therewith. If it is determined that one or more of the Regular Member Agencies shall maintain and/or operate said facilities, said members shall, by written agreement, consent thereto prior to the acquisition or construction thereof.

X.

ACCOUNTING AND AUDITS

28. Accounting Procedures. Full books and accounts shall be maintained for the Authority in accordance with practices established by, or consistent with, those utilized by the Controller of the State of California for like public entities. In particular, the Authority's Controller and Treasurer shall comply strictly with requirements of the statute governing joint powers agencies, Chapter 5, Division 7, Title 1 of the Government Code commencing at Section 6500.

29. Audit. The records and accounts of the Authority shall be audited annually by an independent certified public accountant and copies of such other reports shall be filed with the County

-24-

AB/0501
09/04/91 - Final

Auditor, the State Controller and each Participating Member Agency within six (6) months of the end of the Fiscal Year under examination.

XI.

PROPERTY RIGHTS

30. Project Facilities. All Facilities constructed or acquired by the Authority shall be held in the name of the Authority for the benefit of the membership of the Authority in accordance with the terms of this Agreement. The cost and depreciation of all Facilities so constructed or acquired shall be charged or accrue to the Participating Member Agencies in proportion to each member's agreed percentage of capacity rights in such project Facility and shall not be charged or accrue to the account of the Authority unless agreed to in writing by said Participating Member Agencies. Capacity rights in respect to Project facilities shall be held for the benefit of the Participating Member Agencies in proportion to each such member's agreed percentage of capacity rights in such Project facility unless otherwise agreed to in writing by said Participating Member Agencies. It is the intent of the foregoing provision that the Authority shall not acquire any unallocated capacity rights in any Facility for disposal or use, except for the benefit of the Participating Member Agencies in proportion to their original percentage of capacity rights in said facility. Capacity rights

may not be sold, leased or assigned to Non-Regular Member agencies without the written consent of all Participating Member Agencies in a Project. Capacity rights may be reallocated, sold, leased or assigned to, between and among Participating Member Agencies upon approval by a simple majority of all Participating Member Agencies in a Project.

31. Distribution of Assets and Termination of Authority. To the extent that any funds (or property in lieu of funds) received from any Participating Member Agency are used for the acquisition or construction of Facilities, the same shall be allocated annually on the books of the Agency to the credit of said contributing member. Upon termination or dissolution of the Authority herein created, the Facilities and any funds in possession of the Authority at such time shall be distributed in kind or sold, and the proceeds thereof distributed to the Participating Member Agencies at the time of termination as their interests appear on the books of the Agency.

32. Liabilities. Any liability incurred by the Authority during the course of its existence shall be discharged from payments hereby agreed to be made to the Authority by each of the parties hereto in proportion to their contribution or approved participation in Facilities of the Authority for which the liability is attributable. Except as hereinabove provided, the

debts, liabilities, and obligations of the Authority shall be the debts, liabilities or obligations of the Authority alone and not of the parties to this Agreement.

XII.

FORMATION, TERM, TERMINATION, WITHDRAWAL

33. Term. The Authority shall continue until this Agreement is rescinded or terminated as herein provided.

34. Rescission or Termination. This Agreement may be rescinded and the Authority terminated by written consent of all Regular Member Agencies.

35. Withdrawal. Any Regular Member Agency may withdraw from the Authority effective on the last day of a specified Fiscal Year by giving each of the Regular Member Agencies one hundred and twenty (120) days written notice prior to the end of a Fiscal Year which Fiscal Year shall be specified in said notice; provided, however, in the event the withdrawing Regular Member Agency has any rights in any Facility, or obligations to the Authority, said member cannot sell, lease or transfer said rights or be relieved of its obligations, except its obligation to pay its share of operation and maintenance costs directly related to the use of the Facilities, without the execution of a written agreement executed by it and all Regular Member Agencies affected by such withdrawal.

The Authority may not sell, lease, transfer, or use any rights of a member who has withdrawn without first obtaining the written consent of the withdrawn Regular Member Agency. Upon termination, a withdrawn member will be treated like all other Participating Member Agencies in regard to the provisions of Section 31 hereof.

36. Admission of New Regular Member Agencies. It is recognized that public entities, other than the signatories to this Agreement, may wish to participate in the Authority. Additional public entities may become Regular Member Agencies of the Authority upon such terms and conditions as provided by the Board and the unanimous consent of each existing Regular Member Agency of the Authority, evidenced by the execution of a written addendum to this Agreement, signed by all of the Regular Member Agencies, including the additional Regular Member Agency.

A Regular Member Agency shall be obligated to pay a portion of the initial organizational expenses and costs related to the formation of the Authority which are incurred by the original Regular Member Agencies of the Authority, namely, MNWD, SMWD and CVWD, in an amount equal to the proportionate share paid by the original Regular Member Agencies, or as otherwise agreed to by the original Regular Member Agencies. All Regular Member Agencies,

including the original Regular Member Agencies shall receive a proportionate reimbursement from any new Regular Member Agencies, except as otherwise agreed to by the Regular Member Agencies.

37. Amendments. This Agreement may be amended only by the unanimous vote of all Regular Member Agencies.

38. Notice. Any notice or instrument required to be given or delivered by depositing the same in any United States Post office, registered or certified, postage prepaid, addressed to the addresses of the Regular Member Agencies as shown on Exhibit "B", shall be deemed to have been received by the party to whom the same is addressed at the expiration of seventy-two (72) hours after deposit of the same in the United States Post Office for transmission by registered or certified mail as aforesaid.

39. Date of Formation. The Authority shall exist at such time as this Agreement has been executed by any two or more of the following agencies: SMWD, MNWD or CVWD.

40. Arbitration. Any controversy or claim between any two or more parties to this Agreement, or between any such party or parties and the Authority, in respect to the Authority operations, or to any claims, disputes, demands, differences, controversies, or misunderstandings arising under, out of, or in relation to this contract, or any breach thereto, shall be submitted to and

determined by arbitration. To the extent not inconsistent herewith, the rules of the American Arbitration Association shall apply. The party desiring to initiate arbitration shall give notice of its intention to arbitrate to every other party to this Agreement and the Authority. Such notice shall designate as "respondents" such other parties as the initiating party intends to have bound by and any award made therein. Any party not so designated but which desires to join in the arbitration may, within ten (10) days of service upon it of such notice, file a response indicating its intention to join in and to be bound by the results of the arbitration, and further designating any other parties it wishes to name as a respondent. Within twenty (20) days of the service of the initial demand for arbitration, the American Arbitration Association, hereinafter referred to as "AAA" shall submit simultaneously to the initiating party and to all parties named as respondents or filing a response therein, an identical list of names of persons chosen from the AAA National Panel of Arbitrators which persons shall be, to the extent possible, persons first in the field of waster water disposal and reclamation as well as public law. Each party to the dispute shall have seven (7) days from the mailing date in which to cross off any names to which he objects, number the remaining names indicating the order of his preference, and return the list to the AAA. If a party does not return the list within the time specified, all persons named therein shall be deemed acceptable. From among the persons who have been approved on both lists, in

accordance with the designated order of mutual preference, the AAA shall invite the acceptance of an arbitrator to serve. If the parties fail to agree upon one of the persons name, or if an acceptable arbitrator is unable to act, or if for any other reason the appointment cannot be made from the submitted list, the AAA shall have the power to make the appointment of the arbitrator from other members of the panel without the submission of any additional list.

The arbitrator shall determine the rights of the parties in accordance with the law, and the award shall be subject to review as to the arbitrator's application of the law by any court having jurisdiction thereof, whether or not any mistake of law shall appear upon the face of the award. As to all questions of facts, however, the determination of the arbitrator shall be binding upon all parties and shall be final. Any party shall be entitled to written findings of fact and conclusions of law as to all issues determined by the award. Subject to the above limitations, the award shall be binding upon all parties to the arbitration and judgment upon the award rendered by the arbitrator may be entered in any court having jurisdiction thereof.

The arbitrator may, in his discretion, as part of the arbitration award impose upon any one party or allocate among two or more of the parties, the liability for the arbitration fees and expenses. Such allocable fees may include the initial

administration fees, fees for second and subsequent hearings, postponement fees, and overtime fees. Allocable expenses may include the expenses of producing witnesses, the cost of stenographic records, the cost of any transcripts, travel expenses of the arbitrator and tribunal administrator, the expenses of any witnesses, the costs of any proofs produced at the direct request of the arbitrator, and any other expenses relating directly to the arbitration. In the event of the failure of the arbitrator to provide for the allocation of such fees and expense, the arbitration fees shall be divided equally between the parties and the expenses shall be borne by the party incurring them.

41. Severance. If any section, subsection, sentence, or clause or phrase of this Agreement, or the application thereof, to any of the Regular Member Agencies or any other person or circumstances is for any reason held invalid, the validity of the remainder of the Agreement, or the application of such provision to the other Regular Member Agencies, or to any other persons or circumstances, shall not be affected thereby. Each of the Regular Member Agencies hereby declares that it would have entered into this Agreement, and each section, subsection, sentence, clause or phrase thereto, irrespective of the fact that one or more sections, subsections, sentences, clauses or phrases, or the application thereof, to any Regular Member Agency or any other person or circumstance be held invalid.

IN WITNESS WHEREOF, the parties hereto have set their hands and seals by their respective officers thereunto duly authorized the day and year first hereinabove written.

SANTA MARGARITA WATER DISTRICT

By Don D. Schae

By Judy H. Takacs

MOULTON NIGUEL WATER DISTRICT

By James R. Rigotto

By Robert H. Sanders

CAPISTRANO VALLEY WATER
DISTRICT

By Kenneth S. Finon

By GeorgAnn Scott

Agenda Item

Budgeted: NA

Budget amount: NA

Line Item: Administration, General Fund and All PC Budget

Legal Counsel Review: No

Meeting Date: June 1, 2017

TO: Board of Directors

FROM: Betty Burnett, General Manager

STAFF CONTACT: Mary Carey, Finance Controller

SUBJECT: Fiscal Year 2017/18 Operating Expenses and Capital Expenditures Budget

Summary

Each year SOCWA prepares an annual budget in accordance with the Joint Powers Authority Agreement. The budget outlines anticipated expenditures during the upcoming fiscal year and is recommended for adoption as detailed below. The proposed SOCWA Annual Operating Expenses and Capital Expenditures Budget for Fiscal Year 2017/18 ("Budget") has been reviewed in accordance with the following:

- 2/28/17 – Finance Committee – review of Preliminary Budget including Staffing Plan, major cost drivers, and key budget assumptions
- 3/28/17 & 3/29/17 – Electronic budget book & supporting schedules provided to Finance Staff of Agencies
- 4/6/17 – First Q&A with Finance Officers – brief overview meeting
- 4/11/17 – Finance Committee – review of Draft Budget
- 4/24/17 – Second Q&A with Finance Officers. Individual agency questions/meetings set as requested
- 5/4/17 – First Board Workshop on Proposed Budget (O&M and Capital). Distribution of Q&A
- 5/22/17 – 2nd Finance Committee Review. Distribution of 2nd Q&A (covering questions submitted 4/21/17 and 5/16/17)
- 5/24/17 – Second Board Workshop on Proposed Budget. Review of Q&A (covering questions from 4/21/17, 5/16/17 and 5/22/17)
- 6/1/17 – On Agenda for Budget Approval

The FY 2017-18 draft Budget proposes Operating Expenses of \$19,989,059 and Capital Expenditures of \$16,139,750. Additionally, Staff is proposing the addition of \$240,067 in expenses based discussions to include: addition of 2 staff persons (administration and accounting due to workload), and one maintenance cost addition for PC 17 in the amount of \$90,000 (effluent pond cleaning). With several reductions in costs projected, the overall percent change over FY 2016-17 is 3.1 percent. An overview of labor and fringe benefit costs anticipated from the negotiation of the employee MOU be provided on or before the June 1st meeting. A detail sheet of proposed changes was reviewed at the Budget Workshop on May 24, 2017, and will be updated for the June 1, 2017, meeting. A distribution of the total to the member agency level will be provided on or before the June 1, 2017, meeting.

Pursuant to the Board's direction in November 2016, the Budget is recommended for adoption as follows:

- Administration and General Fund Budgets – All SOCWA Member Agencies vote
- O&M and Capital Expenditures – Approval by Project Committees Members

In addition, direction at the June 24, 2017, Board Budget Workshop has been included in the recommendations for action below, adding the following language to each approval:

“.....and authorize the General Manager to expend up to and not more than the total budget funds per the purchasing and/or emergency services policy; funding in excess of the authorized budget requires additional Board action.”

Recommendation

That the Board of Directors by separate motion and action approve the following items comprising the FY 2017/18 Budget, with Operating Expenses and Capital Expenditures as proposed.

1. Approval of the FY 2017/18 Administration Budget (inclusive of project committee administration expenses, residual engineering and IT) and authorize the General Manager to expend up to and not more than the total budget funds per the purchasing and/or emergency services policy; funding in excess of the authorized budget requires additional Board action;
2. Approval of the FY 2017/18 General Fund Budget and authorize the General Manager to expend up to and not more than the total budget funds per the purchasing and/or emergency services policy; funding in excess of the authorized budget requires additional Board action;
3. Approval of the Project Committee (“PC”) 2 Operations and Maintenance Budget (inclusive of Environmental Compliance, Safety and IT) as proposed and PC 2 Capital Expenditures Budget (inclusive of large capital, non-capital engineering and small capital) and authorize the General Manager to expend up to and not more than the total budget funds per the purchasing and/or emergency services policy; funding in excess of the authorized budget requires additional Board action;
4. Approval of the Project Committee (“PC”) 17 Operations and Maintenance Budget (inclusive of Environmental Compliance, Safety and IT) and PC 17 Capital Expenditures Budget (inclusive of large capital, non-capital engineering and small capital) and authorize the General Manager to expend up to and not more than the total budget funds per the purchasing and/or emergency services policy; funding in excess of the authorized budget requires additional Board action;

5. Approval of the Project Committee (“PC”) 15 Operations and Maintenance Budget (inclusive of Environmental Compliance, Safety and IT) and PC 15 Capital Expenditures Budget (inclusive of large capital, non-capital engineering and small capital) and authorize the General Manager to expend up to and not more than the total budget funds per the purchasing and/or emergency services policy; funding in excess of the authorized budget requires additional Board action;
6. Approval of the Project Committee (“PC”) 5 Operations and Maintenance Budget (inclusive of Environmental Compliance, Safety and IT) and PC 5 Capital Expenditures Budget (inclusive of large capital and non-capital engineering) and authorize the General Manager to expend up to and not more than the total budget funds per the purchasing and/or emergency services policy; funding in excess of the authorized budget requires additional Board action;
7. Approval of the Project Committee (“PC”) 24 Operations and Maintenance Budget (inclusive of Environmental Compliance, Safety and IT) and PC 24 Capital Expenditures Budget (inclusive of large capital and non-capital engineering) and authorize the General Manager to expend up to and not more than the total budget funds per the purchasing and/or emergency services policy; funding in excess of the authorized budget requires additional Board action;
8. Approval of the Project Committee (“PC”) 21 (ETM) Operations and Maintenance Budget and PC 21 Capital Expenditures Budget (inclusive of large capital and non-capital engineering) and authorize the General Manager to expend up to and not more than the total budget funds per the purchasing and/or emergency services policy; funding in excess of the authorized budget requires additional Board action;
9. Approval of the Project Committee (“PC”) 8 (Pretreatment) Operations and Maintenance Budget (inclusive of Environmental Compliance and Safety) and authorize the General Manager to expend up to and not more than the total budget funds per the purchasing and/or emergency services policy; funding in excess of the authorized budget requires additional Board action;
10. Approval of the Project Committee (“PC”) 2SO (PC12) Operations and Maintenance Budget (inclusive of Environmental Compliance, Safety and IT) and authorize the General Manager to expend up to and not more than the total budget funds per the purchasing and/or emergency services policy; funding in excess of the authorized budget requires additional Board action. Authorization includes the redistribution of the costs of PC 2SO (PC 12) among the member agencies if the withdraw of El Toro Water District from O&M expenses is approved as requested (which may take place in FY 2017-18);
11. Further, the Board directs the staff to prepare and distribute a final printed budget consistent with the changes presented.

Agenda Item

Budgeted: Yes

Budget amount: \$130,000 FY17-18

Line Item: PC15 – IT Small Capital

Legal Counsel Review: No

Meeting Date: June 1, 2017

TO: SOCWA Board of Directors

FROM: Betty Burnett, General Manager

STAFF CONTACT: Jim Burror, Director of Operations

SUBJECT: Contract Award to Bird Rock Systems, Inc. for Coastal Plant Wireless Project

Summary

Staff recommends award of a contract to Bird Rock Systems, Inc. for a total not to exceed \$89,526.08 for the Coastal Plant Wireless Project.

Discussion/Analysis

This project will install wireless communications equipment throughout the Coastal Treatment Plant integrating the SCADA and Business networks allowing for secured remote access to the SCADA system. The wireless network will allow staff to perform the following tasks:

- Monitor the plant SCADA systems in handheld devices at the plant versus a single station in the control building.
- Prepare and submit work orders remotely.
- Work within the Tabware maintenance system in the field, including remotely accessing, O&M manuals, operating instructions and past work histories to help expedite troubleshooting and repairs.

The hardware upgrades to tie the SCADA and Business networks together allows the following:

- Secured remote monitoring of the treatment works after hours.
- Secured remote monitoring during storm events when the access roads are unsafe to travel.
- Off-site staff will be better able to remotely support staff on-site during callouts.

The contract is being requested contingent on the approval of the PC-15 Capital Budget. This is to ensure that this project is completed before the next rainy season that starts in October. The remote monitoring capabilities are essential to plant operations during events similar to last January and February where plant access was lost for plant personnel.

RFP Process

The following is the schedule for the solicitation of a wireless technology vendor.

Date

Task/Work Item

Contract Award to Bird Rock Systems, Inc. for Coastal Plant Wireless Project

Page 2 of 3

June 1, 2017

July 19, 2016	RFP Released
August 2, 2016	Pre-proposal Meeting
August 30, 2016	Received Proposals
September 2016 – December 2016	Review Proposals
January 2017 – March 2017	Q&A with Vendors
June 1, 2017	Board Meeting to approve the Contract

RFP Process Results and Outcomes

The RFP process used the online bidding service tool PlanetBids.com and 19 potential bidders reviewed the documents. This bidding service provides notification to registered vendors throughout California and the United States. The system also helps manage and store documents, Q&A's, notifications, etc. that are associated with the RFP process to ensure a fair and open process.

At the close of the proposal period, two (2) proposals were received in response to the RFP.

Non-Compliant Proposals (Phase 1) Review Results

One of the two (2) proposals received was determined to be non-responsive. The non-responsive proposer did not provide all the requested equipment nor a description of their wireless coverage plan in their proposal. The vendor did not demonstrate an understanding of the project scope of work and limitations of the SOCWA's existing IT equipment.

Initial Proposal (Phase 2) Review Results

The remaining proposal was reviewed and rated with a maximum score of 100.

Bird Rock Systems, Inc. (Bird Rock) received a score of 85 with an initial proposal fee of \$98,526.08

Best and Final Offers (Phase 3) Process and Review Results

The responsive vendor, Bird Rock, was informed that the selection team wanted to meet and review their proposal to better understand their cost proposal. At the conclusion of the interview, Bird Rock was informed that they had an opportunity to resubmit a Best and Final Offer (BAFO) package for consideration by SOCWA. Bird Rock agreed to reduce their fee proposal by \$9,000 and remove a quarterly health check that will be performed by SOCWA staff. The final vendor proposal price was reduced to \$89,526.08.

Post RFP Process Public Comments

No protests were received.

Prior Related Project Committee or Board Action(s)

None

Fiscal impact

The proposal is within the proposed budget for the project. The costs are included in the FY17/18 budget and allocated based on the common or ownership allocations for PC-15. This contract award is being requested contingent on the PC-15 Capital Budget approval.

Recommendation

Staff recommends award of a contract to Bird Rock System, Inc. for a total not to exceed \$89,526.08 contingent upon approval of the FY17-18 Capital Budget for PC-15.