

I hereby certify that the following Agenda was posted at least 72 hours prior to the time of the Board Meeting so noticed below at the usual agenda posting location of the South Orange County Wastewater Authority (SOCWA) and at www.socwa.com.



Danita Hirsh, Assistant Secretary
SOCWA and the Board of Directors thereof

**Revised Regular Meeting of The
South Orange County Wastewater Authority
Board of Directors**

May 2, 2024
8:30 a.m.

**PHYSICAL MEETING LOCATION:
South Orange County Wastewater Authority
34156 Del Obispo Street
Dana Point, CA 92629**

THE BOARD OF DIRECTORS MEETING ROOM IS WHEELCHAIR ACCESSIBLE. IF YOU REQUIRE ANY SPECIAL DISABILITY RELATED ACCOMMODATIONS, PLEASE CONTACT THE SOUTH ORANGE COUNTY WASTEWATER AUTHORITY SECRETARY'S OFFICE AT (949) 234-5452 AT LEAST SEVENTY-TWO (72) HOURS PRIOR TO THE SCHEDULED MEETING TO REQUEST SUCH ACCOMMODATIONS. THIS AGENDA CAN BE OBTAINED IN ALTERNATE FORMAT UPON REQUEST TO THE SOUTH ORANGE COUNTY WASTEWATER AUTHORITY'S SECRETARY AT LEAST SEVENTY-TWO (72) HOURS PRIOR TO THE SCHEDULED MEETING. MEMBERS OF THE PUBLIC HAVE THE OPTION TO PARTICIPATE IN AND MAY JOIN THE MEETING REMOTELY VIA VIDEO CONFERENCE FOR VISUAL INFORMATION ONLY (USE ZOOM LINK BELOW) AND BY TELECONFERENCE FOR AUDIO PARTICIPATION (USE PHONE NUMBERS BELOW). THIS IS A PHONE-CALL MEETING AND NOT A WEB-CAST MEETING, SO PLEASE REFER TO AGENDA MATERIALS AS POSTED ON THE WEBSITE AT WWW.SOCWA.COM. ON YOUR REQUEST, EVERY EFFORT WILL BE MADE TO ACCOMMODATE PARTICIPATION. FOR PARTIES PARTICIPATING REMOTELY, PUBLIC COMMENTS WILL BE TAKEN DURING THE MEETING FOR ORAL COMMUNICATION IN ADDITION TO PUBLIC COMMENTS RECEIVED BY PARTIES PARTICIPATING IN PERSON. COMMENTS MAY BE SUBMITTED PRIOR TO THE MEETING VIA EMAIL TO ASSISTANT SECRETARY DANITA HIRSH AT DHIRSH@SOCWA.COM WITH THE SUBJECT LINE "REQUEST TO PROVIDE PUBLIC COMMENT." IN THE EMAIL, PLEASE INCLUDE YOUR NAME, THE ITEM YOU WISH TO SPEAK ABOUT, AND THE TELEPHONE NUMBER YOU WILL BE CALLING FROM SO THAT THE COORDINATOR CAN UN-MUTE YOUR LINE WHEN YOU ARE CALLED UPON TO SPEAK. THOSE MAKING PUBLIC COMMENT REQUESTS REMOTELY VIA TELEPHONE IN REAL-TIME WILL BE ASKED TO PROVIDE YOUR NAME, THE ITEM YOU WISH TO SPEAK ABOUT, AND THE TELEPHONE NUMBER THAT YOU ARE CALLING FROM SO THE COORDINATOR CAN UNMUTE YOUR LINE WHEN YOU ARE CALLED UPON TO SPEAK. ONCE THE MEETING HAS COMMENCED, THE CHAIR WILL INVITE YOU TO SPEAK AND ASK THE COORDINATOR TO UNMUTE YOUR LINE AT THE APPROPRIATE TIME.

AGENDA ATTACHMENTS AND OTHER WRITINGS THAT ARE DISCLOSABLE PUBLIC RECORDS DISTRIBUTED TO ALL, OR A MAJORITY OF, THE MEMBERS OF THE SOUTH ORANGE COUNTY WASTEWATER AUTHORITY BOARD OF DIRECTORS IN CONNECTION WITH A MATTER SUBJECT FOR DISCUSSION OR CONSIDERATION AT AN OPEN MEETING OF THE BOARD OF DIRECTORS ARE AVAILABLE FOR PUBLIC INSPECTION IN THE AUTHORITY ADMINISTRATIVE OFFICE LOCATED AT 34156 DEL OBISPO STREET, DANA POINT, CA ("AUTHORITY OFFICE") OR BY PHONE REQUEST MADE TO THE AUTHORITY OFFICE AT 949-234-5452. IF SUCH WRITINGS ARE DISTRIBUTED TO MEMBERS OF THE BOARD OF DIRECTORS LESS THAN SEVENTY-TWO (72) HOURS PRIOR TO THE MEETING, THEY WILL BE AVAILABLE IN THE RECEPTION AREA OF THE AUTHORITY OFFICE AT THE SAME TIME AS THEY ARE DISTRIBUTED TO THE BOARD OF DIRECTORS AND SENT TO ANY REMOTE PARTICIPANTS REQUESTING EMAIL DELIVERY OR POSTED ON SOCWA'S WEBSITE. IF SUCH WRITINGS ARE DISTRIBUTED IMMEDIATELY PRIOR TO, OR DURING, THE MEETING, THEY WILL BE AVAILABLE IN THE MEETING ROOM OR IMMEDIATELY UPON VERBAL REQUEST TO BE DELIVERED VIA EMAIL TO REQUESTING PARTIES PARTICIPATING REMOTELY.

THE PUBLIC MAY PARTICIPATE REMOTELY BY VIRTUAL MEANS. FOR AUDIO OF MEETING USE THE CALL IN PHONE NUMBERS BELOW AND FOR VIDEO USE THE ZOOM LINK BELOW.

Join Zoom Meeting
<https://socwa.zoom.us/>

Meeting ID: 811 6532 7398
Passcode: 437568

Dial by your location:

+1 669 900 6833 US (San Jose) +1 253 215 8782 US (Tacoma)
+1 346 248 7799 US (Houston) +1 312 626 6799 US (Chicago)

Find your local number: <https://socwa.zoom.us/j/kbc92ZHGwy>

Revised Agenda

- 1. CALL TO ORDER
- 2. PLEDGE OF ALLEGIANCE
- 3. ORAL COMMUNICATIONS

Members of the public may address the board regarding an item on the agenda or may reserve this opportunity during the meeting at the time the item is discussed by the board. There will be a three-minute limit for public comments.

- 4. APPROVAL OF BOARD MEMBER REQUEST FOR REMOTE PARTICIPATION

ACTION Board Discussion/Direction and Action.

PAGE NO

- 5. CONSENT CALENDAR

- A. Minutes of Board of Directors.....1

- Board of Directors Meeting of April 4, 2024

ACTION The Board will be requested to approve the subject Minutes.

- B. Minutes of PC 2 Committee5

- PC 2 Committee Meeting of April 10, 2024

ACTION The PC 2 Board will be requested to approve the subject Minutes, and the Board will be requested to receive and file the subject Minutes.

- C. Minutes of Engineering Committee7

- Engineering Committee Meeting of March 14, 2024

ACTION The Board will be requested to receive and file the subject Minutes.

- D. Cash Disbursements for the Month of February/March 2024 & Financial Reports for the Month of March 2024.....10

- The financial reports included are as follows:
 - 1. Summary of Disbursements for February 2024 & March 2024 (Exhibit A.1 & A.2)
 - 2. Schedule of Funds Available for Reinvestment (Exhibit B)
 - Local Agency Investment Fund (LAIF)
 - 3. Schedule of Cash and Investments (Exhibit C)
 - 4. Capital Schedule (Exhibit D)
 - Capital Projects – Graph (Exhibit D-1)

Revised Agenda

PAGE NO

- 5. Budget vs. Actual Expenses:
 - Operations and Environmental Summary (Exhibit E-1)
 - Operations and Environmental by PC (E-1.2)
 - Residual Engineering, after transfer to Capital (Exhibit E-2)
 - Administration (Exhibit E-3)
 - Information Technology (IT) (Exhibit E-4)

ACTION Staff recommends that the Finance Committee recommend that the Board of Directors (i) receive and file the March 2024 Financial Reports, (ii) ratify the February 2024 disbursement for the period from February 1, 2024, through February 29, 2024, totaling \$2,363,742, and (iii) ratify the March 2024 disbursement for the period from March 1, 2024, through March 31, 2024, totaling \$1,765,334.

E. March 2024 Operations Report.....29

- 1. Monthly Operational Report
- 2. SOCWA Ocean Outfall Discharges by Agency
- 3. Quarterly Report on Key Operational Expenses
- 4. Beach Ocean Monitoring Report
- 5. Recycled Water Report
- 6. Pretreatment Report (March/April)

ACTION The Board will be requested to receive and file subject reports as submitted.

F. Capital Improvement Program Status Report (April)..... 77

ACTION Information item.

G. Capital Improvement Construction Projects Progress and Change Order Report (April) [Project Committees 2, 5, 15 and 24]80

ACTION Information item.

H. J.B. Latham Treatment (JBL) Package B Construction Management Post-Construction Contract [Project Committee 2]..... 84

ACTION Staff recommends that the PC 2 Board of Directors approve Contract Amendment No. 3 to Butier in the amount of \$69,264 for a revised contract total of \$1,970,241 for the JBL Package B Construction Management Contract for post-construction work.

Revised Agenda

PAGE NO

- I. Sodium Hypochlorite Contract Extension [Project Committees 2, 15, and 17]..... 86

ACTION Staff recommends that the Board of Directors authorize the Acting General Manager/Director of Operations to exercise the third of three renewals for Bleach, increasing the third renewal to a twelve (12) month duration with Olin, Inc. at the current pricing, extending the term to May 31, 2025.

- J. Sodium Hydroxide Contract Extension [Project Committees 2, 15, and 17] 88

ACTION Staff recommends that the Board of Directors authorize the Acting General Manager/Director of Operations to exercise the third of three renewals, increasing the third renewal to a twelve (12) month duration with Northstar Chemical, Inc. (a DBA of Pacific Star Chemical, LLC.) at the current pricing, extending the term to May 31, 2025.

6. ENGINEERING MATTERS

- A. Contract Award for Regional Treatment Plant (RTP) Flare System Upgrades [Project Committee 17] 90

ACTION The Engineering Committee recommends that the PC 17 Board i) approve a contract to SCS/RMC for a total not to exceed \$74,470 and ii) approve a 20% contingency of \$14,894 for the RTP Flare System Upgrades Project.

7. GENERAL MANAGER’S REPORT

- A. Appointment of Nominating Committee for Selection of Officers for the Board of Directors For Fiscal Year (FY) 2024-25 98

ACTION Board Discussion/Direction and Action

- B. J.B. Latham (JBL) Overhaul Centrifuge #3 [Project Committee 2]..... 99

ACTION Staff recommends that the PC 2 Board of Directors award Change Order No. 1 in the amount of \$29,599.00 to Andrtiz, Inc. for a total contract of \$86,754.00, plus actual shipping costs, fees, and tax to be determined at the time of shipping for the overhaul of Centrifuge #3 at JBL.

Revised Agenda

PAGE NO

C. Contract Award for J.B. Latham Treatment Plant, Coastal Treatment Plant and Regional Treatment Plant SCADA Server Upgrades [Project Committee 2, 15, and 17]..... 101

ACTION Staff recommends that the PC 2, 15, and 17 Boards of Directors i) award a contract to W. M. Lyles, Co. for purchasing and installing replacement SCADA servers at each of the three treatment plants at the cost of \$565,312.50, and ii) authorize a contract contingency of \$28,266 (5% of the contract).

D. J.B. Latham (JBL), Cogen Engine Controller Panel Upgrade and Installation [Project Committee 2] 104

ACTION Staff recommends that the PC 2 Board of Directors i) award a contract to Northeastern/Western Energy in the amount of \$47,047.86, plus actual shipping costs, fees, and tax to be determined at the time of shipping for the purchase and installation of a Diane XT4 Controller, and ii) establish a project contingency of \$5,000.

E. Contract Award to Polydyne, Inc. for Polymer [Project Committees 2, 15, and 17] 106

ACTION Staff recommends the Board i) award a contract to Polydyne, Inc. for Polymer, at the rates shown above for a 1-year term plus applicable fees and taxes, with up to four (4) annual renewals, and ii) authorize the General Manager to initiate the subsequent renewals with an increase of 10% or less.

F. Discussion on the SCWD/SMWD Proposal Framework.....

- PC 15 Update carryover from October 24 Board Meeting
- SCWD Proposal March 7, 2024 - PROPOSAL TO TRANSITION THE REGIONAL TREATMENT PLANT (RTP) TO MOULTON NIGUEL WATER DISTRICT (MNWD) & FACILITATE MNWD'S WITHDRAWAL FROM SOCWA
- SMWD/SCWD Update [PC 2]

ACTION Board Discussion/Direction and Action.

G. General Counsel's Update.....

- JPA Revision Process (Standing item)

ACTION Information Item

H. Acting General Manager's Report 110

ACTION Board Discussion/Direction and Action.

South Orange County Wastewater Authority
Board of Directors Meeting
May 2, 2024

Revised Agenda

- I. Upcoming Meetings Schedule:
- May 2, 2024 – Board of Directors Regular Meeting
 - May 9, 2024 – Engineering Committee Meeting
 - May 14, 2024 – Executive Committee Meeting - Canceled
 - May 16, 2024 – Board of Directors Budget Workshop Meeting
 - May 21, 2024 – Finance Committee Meeting
 - June 6, 2024 – Board of Directors Regular Meeting

ACTION Information Item.

8. CLOSED SESSION

- A. Closed Session Conference with Legal Counsel – Anticipated Litigation (Gov. Code 54956.9(d)(2)) – One potential matter
- B. Closed Session Conference with Legal Counsel – Existing Litigation (Gov. Code 54956.9(d)(1)) – *CSI Electrical Contractors, Inc. v. Olsson Construction, Inc., et al.* Orange County Superior Court Case No. 30-2024-01379217-CU-CO-CJC
- C. Closed Session Pursuant to Government Code § 54957.6 Conference with Labor Negotiator.
- Agency Designated Representatives:
- Brad Neufeld of Varner & Brandt
 - Jim Burror, Acting General Manager/Director of Operations
- D. Report Out of Closed Session

9. OTHER MATTERS

Determine the need to take action on the following item(s) introduced by the Acting General Manager/Director of Operations, which arose after the posted agenda. [Adoption of this action requires a two-thirds vote of the Board, or if less than two-thirds are present, a unanimous vote.]

ADJOURNMENT

THE NEXT SOCWA BOARD MEETING
May 16, 2024

**MINUTES OF REGULAR MEETING
OF THE
SOUTH ORANGE COUNTY WASTEWATER AUTHORITY**

Board of Directors

April 4, 2024

DRAFT

The Regular Meeting of the South Orange County Wastewater Authority (SOCWA) Board of Directors Meeting was held in person and via teleconference on April 4, 2024, at 8:30 a.m. at their Administrative Offices located at 34156 Del Obispo Street, Dana Point, California. The following members of the Board of Directors were present:

MIKE DUNBAR	Emerald Bay Service District	Director
KATHRYN FRESHLEY	El Toro Water District	Director
BOB WHALEN	City of Laguna Beach	Director
FRANK URY	Santa Margarita Water District	Director
MATT COLLINGS	Moulton Niguel Water District	Director
SCOTT GOLDMAN	South Coast Water District	Director

Absentt:

DAVE REBENS DORF	City of San Clemente	Director
------------------	----------------------	----------

Staff Present:

JIM BURROR	Acting General Manager/Director of Operations
AMBER BOONE	Director of Environmental Compliance
MARY CAREY	Finance Controller
DINA ASH	HR Administrator
RONI GRANT	Associate Engineer
KONSTANTIN SHILKOV	Senior Accountant
JACK BECK	Staff Accountant
ANNA SUTHERLAND	Accounts Payable
MATT CLARK	IT Administrator
DANITA HIRSH	Executive Assistant

Also Present:

ADRIANA OCHOA	Procopio Law	DON FROELICH	Moulton Niguel Water District
BRAD NEUFELD	Varner & Brandt LLP	JOE MULLER	South Coast Water District
RICK SHINTAKU	South Coast Water District	MIKE GASKINS	El Toro Water District
DON BUNTS	Santa Margarita Water District	ERICA CASTILLO	Santa Margarita Water District
JEFF FERRE	Best Best & Krieger LLP	DAVE JONES	Hazen
ROGER BUTOW	Clean Water Now (CWN)	ROD WOODS	Moulton Niguel Water District
DAVID LARSEN	Moulton Niguel Water District	KARI VOZENILEK	Kidman Gagen Law, LLP
ROGER BUTOW	Clean Water Now (CWN)	DENNIS CAFFERTY	El Toro Water District
DAVID LARSEN	Moulton Niguel Water District	KELSEY DECASAS	Moulton Niguel Water District
VISHAV SHARMA	El Toro Water District	MARK McAVOY	City of Laguna Beach
DREW ATWATER	Moulton Niguel Water District	LISA OHLUND	Ohlund Mgmt. & Tech Svc.

1. CALL TO ORDER

Chairman Collings called the meeting to order at 8:32 a.m.

2. PLEDGE OF ALLEGIANCE – Director Frank Ury

3. ORAL COMMUNICATIONS

None.

4. APPROVAL OF BOARD MEMBER REQUEST FOR REMOTE PARTICIPATION

None.

5. CONSENT CALENDAR

ACTION TAKEN

A motion was made by Director Goldman and seconded by Director Dunbar to approve the Consent Calendar agenda items 5A through 5J as submitted.

Motion carried: Aye 6, Nay 0, Abstained 0, Absent 1
Director Dunbar Aye
Director Freshley Aye
Director Collings Aye
Director Whalen Aye
Director Ury Aye
Director Goldman Aye
Director Rebensdorf Absent

(5A thru 5H)

- A. 1. Minutes of Board of Directors Meeting for March 7, 2024
- 2. Minutes of Board of Directors Meeting for March 13, 2024
- B. 1. Minutes of PC 2 Committee Meeting for February 26, 2024
- 2. Minutes of PC 2 Committee Meeting for March 7, 2024
- C. Minutes of Finance Committee Meeting for February 20, 2024
- D. Minutes of Engineering Committee Meeting for January 18, 2024
- E. Financial Reports for the Month of January 2024
Approved Action: The Board of Directors (i) receive and file the January 2024 Financial Reports and (ii) ratify the January 2024 disbursement for the period from January 1, 2024, through January 31, 2024, totaling \$5,096,522.
- F. Operations Report (February)
Approved Action: Information Item; receive and file.
- G. Capital Improvement Program Status Report (March)
Approved Action: Information Item.
- H. Capital Improvement Construction Projects and Change Order Report (March) [Project Committees 2, 5, 15 & 24]
Approved Action: The Engineering Committee recommends that the PC 15 Board approve Change Order 1 to Filanc to add 272 non-compensable days to the contract For the CTP Diffusers Replacement Project.
- I. Coastal Treatment Plant (CTP) Funding Strategy and Implementation Plan [Project Committees 15]
Approved Action: The Engineering Committee recommends that the PC15 Board receive and file the report as an information item.
- J. Resolution No. I 2024-03: A Resolution of the Board of Directors of the South Orange County Wastewater Authority Adopting Investment Policy For Public Funds, based on the Annual Review
Approved Action: The Finance Committee recommends that the Board of Directors approve Resolution 2024-03, A Resolution of the Board of Directors of the South Orange County Wastewater Authority (SOCWA) Adopting Investment Policy for Public Funds, based on the Annual Review.

6. ENGINEERING MATTERS

- A. J. B. Latham Treatment Package B Construction Management Post Construction
[Project Committee 2]

This item was tabled to the PC 2 Committee meeting scheduled for April 10, 2024. No action was taken.

7. GENERAL MANAGER'S REPORT

- A. Discussion on the SCWD/SMWD Proposal Framework

- PC 15 Update carryover from October 24 Board Meeting
- PC 17 Discussion of ownership and operation transfer
- SMWD/SCWD Update [PC 2]

Director Collings stated several meetings are being scheduled, but no dates have yet been determined. There were no reportable actions taken.

- B. General Counsel's Updates

Ms. Adriana Ochoa, General Counsel, stated no items to report.

This was an information item; no action was taken.

- C. Acting General Manager's Report

Mr. Jim Burror, Acting General Manager, reported on employee awards to Katie Greenwood for the CWEA Pretreatment Pollution Prevention & Stormwater (P3S) Person of the Year and Phil Peters for the CWEA Mechanic of the Year.

This was an information item; no action was taken.

- D. Upcoming Meetings Schedule:

- April 4, 2024 – Board of Directors Regular Meeting
- April 10, 2024 – PC 2 Committee Meeting
- April 11, 2024 – Engineering Committee Meeting
- April 16, 2024 – Finance Committee Meeting
- May 2, 2024 – Board of Directors Regular Meeting

This was an information item; no action was taken.

The Board of Directors convened to Closed Session at 8:45 a.m.

8. CLOSED SESSION

- A. A Closed Session Conference was held Pursuant to Government Code § 54957.6 with the Labor Negotiator. There were no reportable actions.
- B. A Closed Session Conference was held Pursuant to Government Code § 54957 – Public Employee Performance Evaluation – Title: General Manager.

The Board of Directors reconvened to the Open Session at 10:10 a.m.

Mr. Brad Neufeld, Varner & Brandt, Labor Lawyer, reported the following:

ACTION TAKEN

A motion was made by Director Goldman and seconded by Director Dunbar to approve a contract to Kelly Associates Management Group to conduct the Acting General Manager’s Performance Evaluation.

Motion carried:	Aye 6, Nay 0, Abstained 0, Absent 1
	Director Dunbar Aye
	Director Freshley Aye
	Director Collings Aye
	Director Whalen Aye
	Director Ury Aye
	Director Goldman Aye
	Director Rebensdorf Absent

9. OTHER MATTERS

None.

ADJOURNMENT

There being no further business, Director Collings adjourned the meeting at 10:11 a.m.

I HEREBY CERTIFY that the foregoing Minutes are a true and accurate copy of the Minutes of the Regular Meeting of the South Orange County Wastewater Authority Board of Directors on April 4, 2024, and approved by the Board of Directors of the South Orange County Wastewater Authority.

Danita Hirsh, Assistant Secretary
SOUTH ORANGE COUNTY WASTEWATER AUTHORITY

**MINUTES OF SPECIAL MEETING
OF THE
SOUTH ORANGE COUNTY WASTEWATER AUTHORITY**

**Project Committee No. 2
Meeting**

**April 10, 2024
9:00 a.m.**

DRAFT

The Special Meeting of the South Orange County Wastewater Authority (SOCWA) Project Committee 2 was held on April 10, 2024, at 9:00 a.m. in person and via teleconference at 34156 Del Obispo Street, Dana Point, California. The following members of Project Committee No. 2 were present:

MATT COLLINGS	Moulton Niguel Water District	Director
SCOTT GOLDMAN	South Coast Water District	Director
FRANK URY	Santa Margarita Water District	Director

Staff Participation:

JIM BURROR	Director of Operations
MATT CLARKE	IT Administrator
JEANETTE COTINOLA	Procurement/Contracts Manager
DANITA HIRSH	Executive Assistant

Also Participating:

ADRIANA OCHOA	Procopio Law
MARK BUTIER	Butier Engineering Inc.
ROSEMARY NUNN	Procopio Law
ROD WOODS	Moulton Niguel Water District
DON BUNTS	Santa Margarita Water District
SHERRY WANNINGER	Moulton Niguel Water District
JOE MULLER	South Coast Water District

1. Call Meeting to Order

Chairman Collings called the meeting to order at 9:00 a.m.

2. Public Comments

None.

The PC 2 Committee convened to Closed Session at 9:02 a.m.

5. Closed Session

A. A Closed Session Conference was held with Legal Counsel – Existing Litigation (Gov. Code 54956.9(d)(1)) – *CSI Electrical Contractors, Inc. v. Olsson Construction, Inc., South Orange County Wastewater Authority, et al.*

Orange County Superior Court Case No. 30-2024-01379217-CU-CO-CJC

The PC 2 Committee reconvened to Open Session at 10:22 a.m.

C. Report out of Closed Session – There were no reportable actions.

6. J.B. Latham Plant Treatment Package B Construction Management Post Construction Contract

This agenda item is tabled to the Regular Board of Directors meeting on May 2, 2024.

7. Tour J.B. Latham Plant (JBL) Upcoming Capital Projects

Due to time constraints, the JBL Plant tour will be scheduled at a later date to be determined.

Adjournment

There being no further business, Chairman Collings adjourned the meeting at 10:23 a.m.

I HEREBY CERTIFY that the foregoing Minutes are a true and accurate copy of the Minutes of the Special Meeting of the South Orange County Wastewater Authority Project Committee No. 2 of April 10, 2024, and approved by the Project Committee No. 2, and received and filed by the Board of Directors of the South Orange County Wastewater Authority.

Danita Hirsh, Assistant Secretary
SOUTH ORANGE COUNTY WASTEWATER AUTHORITY

**MINUTES OF REGULAR MEETING
OF THE
SOUTH ORANGE COUNTY WASTEWATER AUTHORITY**

Engineering Committee

March 14, 2024

DRAFT

The Regular Meeting of the South Orange County Wastewater Authority (SOCWA) Engineering Committee Meeting was held on March 14, 2024, at 8:30 a.m. in-person and via teleconferencing from the Administrative Offices located at 34156 Del Obispo Street, Dana Point, California. The following members of the Engineering Committee were present:

HANNAH FORD	El Toro Water District [arrived @ 8:37 a.m./exited @ 10:22 a.m.]
ROD WOODS	Moulton Niguel Water District
DON BUNTS	Santa Margarita Water District [exited @ 9:53 a.m.]
MARC SERNA	South Coast Water District [exited @ 10:15 a.m.]
MIKE DUNBAR	Emerald Bay Service District

Absent:

DAVE REBENS DORF	City of San Clemente
MARK McAVOY	City of Laguna Beach

Staff Present:

JIM BURROR	Acting General Manager/Director of Operations
RONI GRANT	Associate Engineer
MARY CAREY	Finance Controller
KONSTANTIN SHILKOV	Senior Accountant
ANNA SUTHERLAND	Accounts Payable
JACK BECK	Staff Accountant
MATT CLARKE	IT Administrator
DANITA HIRSH	Executive Assistant

Also Present:

ADRIANA OCHOA	Procopio Law
TARYN KJOLSING	South Coast Water District
MATT COLLINGS	Moulton Niguel Water District
SAUNDRA JACOBS	Santa Margarita Water District
DAVE JONES	Hazen & Sawyer
LISA HULETTE	Hazen & Sawyer
SHERRY WANNINGER	Moulton Niguel Water District

1. Call Meeting to Order

Ms. Roni Grant, Associate Engineer, called the meeting to order at 8:34 a.m.

2. Public Comments

None.

///

///

///

3. Approval of Minutes

- Engineering Committee Minutes of January 18, 2024.

ACTION TAKEN

A motion was made by Mr. Bunts and seconded by Mr. Dunbar to approve the Engineering Committee Minutes for January 18, 2024, as submitted.

Motion carried:	Aye 4, Nay 0, Abstained 0, Absent 3
	Mr. McAvoy Absent
	Ms. Ford Absent
	Mr. Dunbar Aye
	Mr. Woods Aye
	Mr. Bunts Aye
	Mr. Serna Aye
	Mr. Rebensdorf Absent

4. Operations Report

Mr. Jim Burror, Acting General Manager/Director of Operations, reported on storm impacts, budget concerns, and odor costs at the treatment plants. He stated the recent facility improvement project caused some issues, leading to increased odor control costs and a need to switch to magnesium hydroxide. An open discussion ensued.

This was an information item; no action was taken.

5. Capital Improvement Construction Projects Progress and Change Order Report (February) [Project Committees 2, 5, 15 and 24]

ACTION TAKEN

A motion was made by Mr. Dunbar and seconded by Mr. Serna that the PC 15 Board approve Change Order 1 to Filanc to add 273 non-compensable days to the contract for the CTP Diffusers Replacement Project.

Motion carried:	Aye 2, Nay 0, Abstained 1, Absent 1
	Mr. McAvoy Absent
	Mr. Dunbar Aye
	Mr. Woods Abstain
	Mr. Serna Aye

6. Coastal Treatment Plant (CTP) Funding Strategy and Implementation Plan [Project Committee 15]

Ms. Lisa Huelette of Hazen & Sawyer presented funding strategies for the Coastal Treatment Plant Resiliency and Water Quality Improvements. An open discussion ensued.

This was an information item; no action was taken.

7. Coastal Treatment Plant (CTP) Drainage Pump Station Conceptual Design
[Project Committee 15]

Ms. Roni Grant gave an update stating the drainage pump station conceptual design had been transmitted for peer review. An open discussion ensued.

This was an information item; no action was taken.

8. J.B. Latham Treatment Plant (JBL) 2 Package B Update [Project Committee 2]

Mr. Burror reported that the PC 2 Board held a Closed Session to confer with Counsel and discuss the next steps for closing the project. He stated that he expects a proposal from Butier Engineering supporting SOCWA's efforts as directed by the PC 2 Board. An open discussion ensued.

This was an information item; no action was taken.

9. Capital Improvement Program (CIP) Budget Update

Mr. Burror provided an update on the Capital Improvement Program (CIP), which included a comprehensive review. An open discussion ensued.

This was an information item; no action was taken.

Adjournment

There being no quorum for further business, Ms. Grant adjourned the meeting at 10:22 a.m.

I HEREBY CERTIFY that the foregoing Minutes are a true and accurate copy of the Minutes of the Regular Meeting of the South Orange County Wastewater Authority Engineering Committee of March 14, 2024, and approved by the Engineering Committee and received and filed by the Board of Directors of the South Orange County Wastewater Authority.

Danita Hirsh, Assistant Board Secretary
SOUTH ORANGE COUNTY WASTEWATER AUTHORITY

Agenda Item

5.D.

Board of Directors Meeting

Meeting Date: May 2, 2024

TO: Board of Directors

FROM: Jim Burror, General Manager/Director of Operations

STAFF CONTACT: Mary Carey, Finance Controller

SUBJECT: Cash Disbursements for the Months of February/March 2024 & Financial Reports for the Month of March 2024

Summary/Discussion

The following selected financial reports are routinely provided monthly to the Finance Committee for recommendation to the Board of Directors to ratify Cash Disbursements and receive and file the remaining documents.

The reports included are as follows:

1. Summary of Disbursements for February 2024 & March 2024 (Exhibit A.1 & A.2)
2. Schedule of Funds Available for Reinvestment (Exhibit B)
 - Local Agency Investment Fund (LAIF)
3. Schedule of Cash and Investments (Exhibit C)
4. Capital Schedule (Exhibit D)
 - Capital Projects – Graph (Exhibit D-1)
5. Budget vs. Actual Expenses:
 - Operations and Environmental Summary (Exhibit E-1)
 - Operations and Environmental by PC (E-1.2)
 - Residual Engineering, after transfer to Capital (Exhibit E-2)
 - Administration (Exhibit E-3)
 - Information Technology (IT) (Exhibit E-4)

Fiscal Impact

February 2024 cash disbursements were \$2,363,742. March 2024 cash disbursements were \$1,765,334.

- Monthly disbursements are summarized in the attached Exhibits A.1 & A.2.
- The attached Exhibits B, C, D, and E are informational reports only.

Recommended Action: Staff recommends that the Board of Directors (i) receive and file the March 2024 Financial Reports, (ii) ratify the February 2024 disbursement for the period from February 1, 2024, through February 29, 2024, totaling \$2,363,742, and (iii) ratify the March 2024 disbursement for the period from March 1, 2024, through March 31, 2024, totaling \$1,765,334.

Exhibit A.1

**South Orange County Wastewater Authority
Summary of Disbursements for February 2024
Staff Recommendation of Fiscal Matters**

	<u>Actual</u>
General Fund	\$ (994,889)
PC 2 - Jay B. Latham Plant	(498,690)
PC 5 - San Juan Creek Ocean Outfall	(51,666)
PC 8 - Pretreatment Program	(1,579)
PC 12 SO - Water Reclamation Permits	(1,800)
PC 15 - Coastal Treatment Plant/AWT	(195,037)
PC 17 - Joint Regional Wastewater Reclamation	(497,343)
PC 21 - Effluent Transmission Main	(38,162)
PC 23 - North Coast Interceptor	-
PC 24 - Aliso Creek Ocean Outfall	(84,576)
Total	<u><u>\$ (2,363,742)</u></u>

Exhibit A.2

**South Orange County Wastewater Authority
Summary of Disbursements for March 2024
Staff Recommendation of Fiscal Matters**

	<u>Actual</u>
General Fund	\$ (826,699)
PC 2 - Jay B. Latham Plant	(353,614)
PC 5 - San Juan Creek Ocean Outfall	(13,511)
PC 8 - Pretreatment Program	-
PC 12 SO - Water Reclamation Permits	(533)
PC 15 - Coastal Treatment Plant/AWT	(178,426)
PC 17 - Joint Regional Wastewater Reclamation	(360,970)
PC 21 - Effluent Transmission Main	(20,393)
PC 23 - North Coast Interceptor	-
PC 24 - Aliso Creek Ocean Outfall	(11,188)
Total	<u><u>\$ (1,765,334)</u></u>

**SOUTH ORANGE COUNTY WASTEWATER AUTHORITY
SCHEDULE OF FUNDS AVAILABLE FOR REINVESTMENT
as of March 31, 2024**

CASH IN BANK: (BEGINNING BAL.)	\$	2,145,308
L.A.I.F. FUNDS: (BEGINNING BAL.)		14,322,918
DEPOSITS, TRANSFERS & ADJUSTMENTS:		84,326
FUND REQUIREMENTS:		
BILLS FOR CONSIDERATION		(1,765,334)
TOTAL CASH IN BANK	\$	14,787,218

In accordance with Government Code 53646(c), since all funds are placed in the State LAIF, staff has included in the Financial Packet, the most current statement from the State LAIF, in lieu of the report required by Government Code 53646(b)(1).

In accordance with requirements of the Government Code and the "SOCWA Investment Policy", I hereby certify that:

- 1). All investment actions executed since the last report have been made in full compliance with the Investment Policy.

- 2). SOCWA does not have sufficient funds currently on hand to meet its expenditure obligations for the next six months (see note) due to the fact that SOCWA bills and receives operational funds on a quarterly basis only.

Jim Burror
Acting General Manager/Director of Operations

Note: Operational funds are collected on a quarterly basis at the beginning of the quarter. Capital funds are collected on a quarterly basis in connection with projected needs. Member agencies have pledged to have funds available to meet all obligations.



PMIA/LAIF Performance Report as of 4/3/24



Quarterly Performance Quarter Ended 12/31/23

LAIF Apportionment Rate ⁽²⁾ :	4.00
LAIF Earnings Ratio ⁽²⁾ :	0.00010932476863589
LAIF Administrative Cost ^{(1)*} :	0.29
LAIF Fair Value Factor ⁽¹⁾ :	0.993543131
PMIA Daily ⁽¹⁾ :	3.96
PMIA Quarter to Date ⁽¹⁾ :	3.81
PMIA Average Life ⁽¹⁾ :	230

PMIA Average Monthly Effective Yields⁽¹⁾

March	4.232
February	4.122
January	4.012
December	3.929
November	3.843
October	3.670

Pooled Money Investment Account Monthly Portfolio Composition ⁽¹⁾ 2/29/24 \$164.3 billion

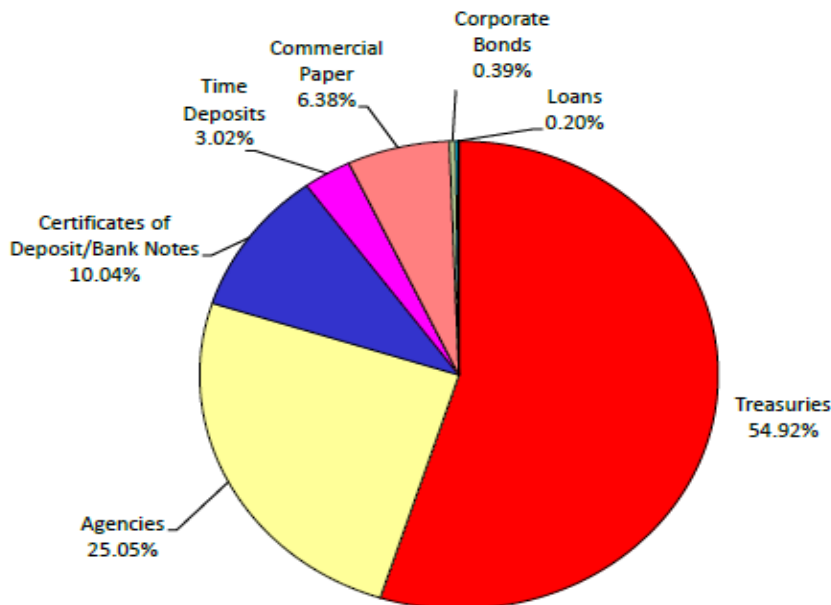


Chart does not include \$2,059,000.00 in mortgages, which equates to 0.001%. Percentages may not total 100% due to rounding.

Exhibit C

**South Orange County Wastewater Authority
Schedule of Cash and Investments
as of March 31, 2024**

MVA	\$ 2,322	(A)
A/P Checking	1,616,862	(B)
Payroll Checking	85,115	(C)
State LAIF	13,082,918	(D)
Total Cash in Bank¹	\$ 14,787,218	
Petty Cash	1,600	(E)
Total Operating Cash	\$ 14,788,818	
OPEB Trust	6,789,128	(F)
Total Cash and Investments	\$ 21,577,946	

¹Bank balance at the end of a month may differ from an accounting closing balance as there may be in-transit items that haven't cleared the bank.

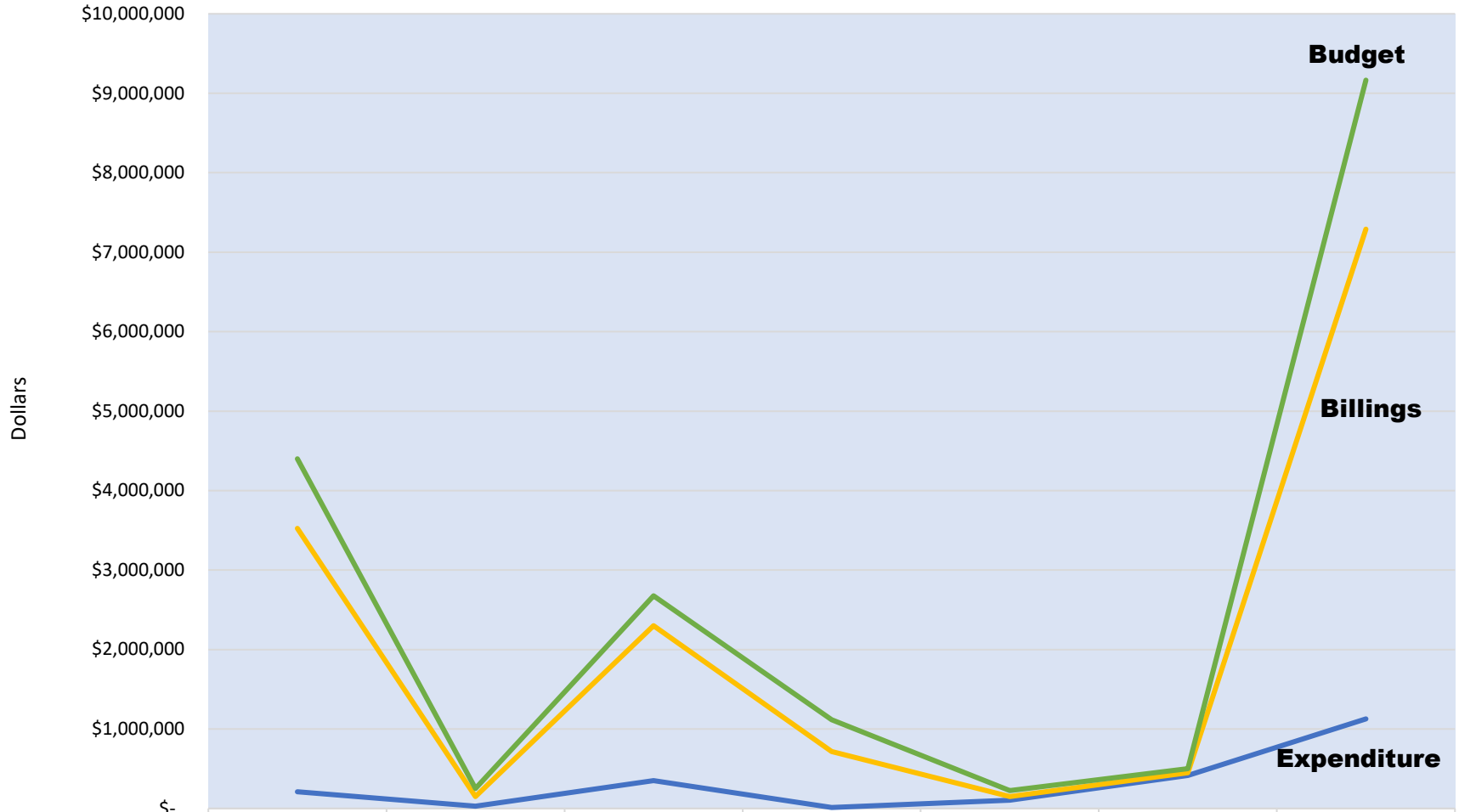
Notes:

- (A) Interest bearing account; all cash receipts are deposited in this account and later moved to the LAIF account.
- (B) Accounts Payable Checks are drawn against this account; money is transferred to this account, as needed, from the LAIF account.
- (C) Payroll including payroll taxes and related liabilities are drawn against this account; money is transferred into this account, as needed, from the LAIF account.
- (D) California State Local Agency Investment Fund (LAIF) balance.
- (E) Cash on hand with GM's office and held by Chief Operators at each Treatment facility.
- (F) OPEB Trust Fund; these funds can only be used for Retiree Health Benefits.

**South Orange County Wastewater Authority
Capital Projects Summaries
For the Period Ended March 31, 2024
(in dollars)**

FY 2023-24 Budget vs. Actual Spending								
<u>Description</u>	Capital Budget	Fiscal Year Spending	(Over)/ Under Budget	% Expended	Member Agency Billed	Member Agency Collections	Open Receivables	% Expended vs. Billed
PC 2-JB Latham	\$ 4,400,000	\$ 211,905	\$ 4,188,095	4.8%	\$ 3,525,000	\$ 3,525,000	\$ -	6.0%
PC 5-San Juan Creek Outfall	250,000	30,529	219,471	12.2%	150,000	150,000	-	20.4%
PC 15-Coastal	2,675,000	351,599	2,323,401	13.1%	2,300,000	2,300,000	-	15.3%
PC 17-Regional	1,115,000	12,399	1,102,601	1.1%	715,000	715,000	-	1.7%
PC 21 Effluent Transmission	225,000	105,196	119,804	46.8%	150,000	150,000	-	70.1%
PC 24 Aliso Creek Outfall	500,000	415,522	84,478	83.1%	450,000	450,000	-	92.3%
Total Large Capital	\$ 9,165,000	\$ 1,127,149	\$ 8,037,851	12.3%	\$ 7,290,000	\$ 7,290,000	\$ -	15.5%
Non-Capital Engineering	905,000	52,757	852,243	5.8%	497,500	497,500	-	10.6%
Non-Capital Misc Engineering	-	-	-	-	-	-	-	-
Small Internal Capital	2,013,000	1,307,515	705,485	65.0%	1,509,750	1,509,750	-	86.6%
Total Capital	\$ 12,083,000	\$ 2,487,421	\$ 9,595,579	20.6%	\$ 9,297,250	\$ 9,297,250	\$ -	26.8%

Large Capital Projects Fiscal Year 2023-24 Budget vs. Exhibit D-1 Year-to-Date Expenditures & Billings as of 03/31/2024



	PC 2-JB Latham	PC 5-San Juan Creek Outfall	PC 15-Coastal	PC 17-Regional	PC 21 Effluent Transmission	PC 24 Aliso Creek Outfall	Total Large Capital
Spent - YTD 03/31/2024	\$211,905	\$30,529	\$351,599	\$12,399	\$105,196	\$415,522	\$1,127,149
FY 23-24 Billings	\$3,525,000	\$150,000	\$2,300,000	\$715,000	\$150,000	\$450,000	\$7,290,000
Capital Budget FY 23-24	\$4,400,000	\$250,000	\$2,675,000	\$1,115,000	\$225,000	\$500,000	\$9,165,000

South Orange County Wastewater Authority
O & M & Environmental Safety Costs Summary¹
 For the Period Ended March 31, 2024
 (in dollars)

		FY 2023-24 Budget	Board Approved Expenditures*	Adjusted Budget	Actual	(Over)/Under Budget	% Expended	
Salary and Fringe								
5000.	Regular Salaries-O&M	5,065,446		5,065,446	3,578,309	1,487,137	70.6%	
5001.	Overtime Salaries-O&M	82,008		82,008	115,517	(33,510)	140.9%	(1)
5306.	Scheduled Holiday Work	68,376		68,376	63,886	4,490	93.4%	
5315.	Comp Time - O&M	17,628		17,628	34,789	(17,161)	197.4%	
5401.	Fringe Benefits IN to PC's & Depts.	2,731,721		2,731,721	2,021,745	709,976	74.0%	
5700.	Standby Pay	104,000		104,000	77,700	26,300	74.7%	
	Total Payroll Costs	8,069,179	-	8,069,179	5,891,947	2,177,232	73.0%	
Other Expenses								
5002.	Electricity	1,260,000		1,260,000	1,113,503	146,497	88.4%	(2)
5003.	Natural Gas	490,500		490,500	275,433	215,067	56.2%	
5004.	Potable & Reclaimed Water	78,000		78,000	54,036	23,964	69.3%	
5005.	Co-generation Power Credit	(1,302,000)		(1,302,000)	(758,402)	(543,598)	58.2%	
5006.	Chlorine/Sodium Hypochlorite	181,000		181,000	194,758	(13,758)	107.6%	(3)
5007.	Polymer Products	1,040,000		1,040,000	919,289	120,711	88.4%	(3)
5008.	Ferric Chloride	880,000		880,000	870,448	9,552	98.9%	(3)(4)
5009.	Odor Control Chemicals	155,000		155,000	177,986	(22,986)	114.8%	
5010.	Other Chemicals - Misc.	2,000		2,000	126	1,874	6.3%	
5011.	Laboratory Services	56,632		56,632	34,204	22,428	60.4%	
5012.	Grit Hauling	132,500		132,500	122,105	10,395	92.2%	
5013.	Landscaping	211,000		211,000	154,504	56,496	73.2%	
5015.	Management Support Services	527,000	52,987	579,987	133,379	446,608	23.0%	
5016.	Audit - Environmental	1,304		1,304	-	1,304	0.0%	
5017.	Legal Fees	30,672		30,672	7,323	23,349	23.9%	
5018.	Public Notices/ Public Relations	1,500		1,500	-	1,500	0.0%	
5019.	Contract Services Misc.	372,996		372,996	264,067	108,929	70.8%	
5021.	Small Vehicle Expense	24,128		24,128	36,530	(12,402)	151.4%	
5022.	Miscellaneous Expense	16,032		16,032	2,674	13,358	16.7%	
5023.	Office Supplies - All	48,000		48,000	25,906	22,095	54.0%	
5024.	Petroleum Products	27,000		27,000	23,131	3,869	85.7%	
5025.	Uniforms	78,000		78,000	73,665	4,335	94.4%	
5026.	Small Vehicle Fuel	20,272		20,272	15,619	4,653	77.0%	
5027.	Insurance - Property/Liability	535,873		535,873	566,375	(30,502)	105.7%	(5)
5028.	Small Tools & Supplies	77,668		77,668	43,535	34,133	56.1%	
5030.	Trash Disposal	9,000		9,000	8,233	767	91.5%	
5031.	Safety Program & Supplies	114,956		114,956	88,006	26,950	76.6%	
5032.	Equipment Rental	7,000		7,000	3,496	3,504	49.9%	
5033.	Recruitment	2,300		2,300	-	2,300	0.0%	
5034.	Travel Expense/Tech. Conferences	75,078		75,078	16,232	58,846	21.6%	
5035.	Training Expense	50,479		50,479	44,523	5,956	88.2%	(5)
5036.	Laboratory Supplies	127,092		127,092	131,605	(4,513)	103.6%	
5037.	Office Equipment	27,000		27,000	4,766	22,234	17.7%	
5038.	Permits	635,836		635,836	624,400	11,436	98.2%	(5)
5039.	Membership Dues/Fees	13,153		13,153	23,687	(10,534)	180.1%	(8)
5044.	Offshore Monitoring	81,604		81,604	68,377	13,227	83.8%	
5045.	Offshore Biochemistry - 20B	22,500		22,500	-	22,500	0.0%	
5046.	Effluent Chemistry	50,948		50,948	33,737	17,211	66.2%	
5047.	Access Road Expenses	45,000		45,000	6,703	38,297	14.9%	
5048.	Storm Damage	20,000		20,000	-	20,000	0.0%	
5049.	Biosolids Disposal	1,747,500		1,747,500	1,380,218	367,282	79.0%	(6)
5050.	Contract Services Generators - 29A	23,000		23,000	7,437	15,563	32.3%	
5052.	Janitorial Services	95,000		95,000	74,917	20,083	78.9%	
5053.	Contract Serv - Digester Cleaning - 29E	80,000		80,000	-	80,000	0.0%	
5054.	Diesel Truck Maint	43,000		43,000	35,048	7,952	81.5%	(7)
5055.	Diesel Truck Fuel	11,800		11,800	8,433	3,368	71.5%	
5056.	Maintenance Equip. & Facilities (Solids)	300,000		300,000	139,839	160,161	46.6%	
5057.	Maintenance Equip. & Facilities (Liquids)	510,000		510,000	386,150	123,850	75.7%	
5058.	Maintenance Equip. & Facilities (Common)	92,008		92,008	57,359	34,649	62.3%	
5059.	Maintenance Equip. & Facilities (Co-Gen)	836,700		836,700	647,431	189,269	77.4%	
5060.	Maintenance Equip. & Facilities (AWT)	39,000		39,000	11,335	27,665	29.1%	
5061.	Mileage	2,900		2,900	1,245	1,655	42.9%	
5068.	MNWD Potable Water Supplies & Svcs.	44,880		44,880	28,104	16,776	62.6%	

South Orange County Wastewater Authority
O & M & Environmental Safety Costs Summary¹
 For the Period Ended March 31, 2024
 (in dollars)

	FY 2023-24 Budget	Board Approved Expenditures*	Adjusted Budget	Actual	(Over)/Under Budget	% Expended	
-5076--**	SCADA Infrastructure	93,600	93,600	81,922	11,678	87.5%	(5)
-5077--**	IT Direct	45,000	45,000	48,879	(3,879)	108.6%	(5)
-5105--**	Co-Generation Power Credit - Offset	1,302,000	1,302,000	758,402	543,598	58.2%	
-5303--**	Group Insurance Waiver	14,400	14,400	-	14,400	0.0%	
-5305--**	Medicare Tax Payments for Employees	152	152	-	152	0.0%	
-5309--**	Operating Leases	20,000	20,000	17,347	2,653	86.7%	
-5705--**	Monthly Car Allowance	31,200	31,200	18,900	12,300	60.6%	
-5797--**	Verily Stipends - WastewaterSCAN Monitoring	-	-	(52,200)	52,200	0.0%	
-5799--**	Zephyr Wall Costs Share-O&M	(14,000)	(14,000)	-	(14,000)	0.0%	
-6500--**	IT Allocations in to PC's & Depts.	620,553	620,553	445,487	175,066	71.8%	
	Total Other Expenses	12,165,718	52,987	12,218,705	9,500,212	2,718,493	77.8%
	Total O&M Expenses	20,234,898	52,987	20,287,885	15,392,160	4,895,725	75.9%

¹ This report intends to monitor the Annual Budget % Expended at the Project Committee and Functional Department levels.

The financial information contained in this report, in some cases, is based on the full accrual basis of accounting, whereby expenses are recognized in the period in which the liability is incurred, i.e., payroll and fringe benefits.

There are instances where we will include the total expense for the entire accounting fiscal year if the information is available, i.e., property and liability insurance premiums.

The audited financial statements for the fiscal year recognize all expenses on the full accrual basis of accounting.

- (1) Staff overtime was elevated due to three (3) nighttime shutdowns to support the ACOO internal repair project and two (2) projects at JBL.
- (2) Increases in power costs approved by the CPUC are above assumed increased rates.
- (3) Usage is elevated due to the septicity of the sewage entering plants that started this FY and discussed with the Engineering Committee.
- (4) Higher levels of influent solids than budgeted at JBL and increased usage at CTP due to relocated the ferric dosing location due to influent meter interference.
- (5) CSRMA's Insurance cost actuals were higher than projected with the approval of the Budget.
- (6) Biosolids costs are increased due to landfill closures on hotter days. This new type of closure was instituted in May 2023 at the landfill to help mitigate odor complaints at the landfill and was not anticipated with the preparation of the Budget.
- (7) Both large Deisel vehicles had unplanned and significant emissions control system repairs.
- (8) Twice as many employees joined trade orgaizations than in the past and budgeted for.

South Orange County Wastewater Authority
O&M Budget vs. Actual Comparison by PC¹
 For the Period Ended March 31, 2024
 (in dollars)

		FY 2023-24 Budget	Board Approved Expenditures*	Adjusted Budget	Actual	(Over)/Under Budget	% Expended
02 - Jay B. Latham Plant							
Salary and Fringe							
02-5000-***	Regular Salaries-O&M	1,785,000		1,785,000	1,217,305	567,695	68.2%
02-5001-***	Overtime Salaries-O&M	27,208		27,208	45,884	(18,676)	168.6% (1)
02-5306-***	Scheduled Holiday Work	30,000		30,000	27,734	2,266	92.4%
02-5315-***	Comp Time - O&M	8,604		8,604	11,804	(3,200)	137.2% (1)
02-5401-***	Fringe Benefits IN to PC's & Depts.	962,625		962,625	687,777	274,847	71.4%
02-5700-***	Standby Pay	37,846		37,846	28,850	8,996	76.2%
	Total Payroll Costs	2,851,283	-	2,851,283	2,019,355	831,928	70.8%
Other Expenses							
02-5002-***	Electricity	660,000		660,000	590,529	69,471	89.5% (2)
02-5003-***	Natural Gas	252,000		252,000	124,218	127,782	49.3%
02-5004-***	Potable & Reclaimed Water	27,000		27,000	18,012	8,988	66.7%
02-5006-***	Chlorine/Sodium Hypochlorite	21,000		21,000	53,910	(32,910)	256.7% (3)
02-5007-***	Polymer Products	390,000		390,000	372,735	17,265	95.6% (3)
02-5008-***	Ferric Chloride	300,000		300,000	288,673	11,327	96.2% (3)
02-5009-***	Odor Control Chemicals	38,000		38,000	30,867	7,133	81.2% (3)
02-5010-***	Other Chemicals - Misc.	1,000		1,000	-	1,000	0.0%
02-5011-***	Laboratory Services	20,108		20,108	6,417	13,691	31.9%
02-5012-***	Grit Hauling	70,500		70,500	74,473	(3,973)	105.6% (16)
02-5013-***	Landscaping	68,000		68,000	53,146	14,854	78.2%
02-5015-***	Management Support Services	16,500		16,500	11,319	5,181	68.6%
02-5017-***	Legal Fees	5,000		5,000	472	4,528	9.4%
02-5019-***	Contract Services Misc.	129,000		129,000	94,433	34,567	73.2%
02-5021-***	Small Vehicle Expense	11,000		11,000	14,438	(3,438)	131.3% (4)
02-5022-***	Miscellaneous Expense	8,000		8,000	1,414	6,586	17.7%
02-5023-***	Office Supplies - All	30,000		30,000	12,943	17,057	43.1%
02-5024-***	Petroleum Products	11,000		11,000	1,788	9,212	16.3%
02-5025-***	Uniforms	36,000		36,000	33,377	2,623	92.7%
02-5026-***	Small Vehicle Fuel	8,000		8,000	5,481	2,519	68.5%
02-5027-***	Insurance - Property/Liability	188,606		188,606	202,650	(14,044)	107.4% (13)
02-5028-***	Small Tools & Supplies	35,000		35,000	12,147	22,853	34.7%
02-5030-***	Trash Disposal	3,000		3,000	1,841	1,159	61.4%
02-5031-***	Safety Program & Supplies	40,032		40,032	30,273	9,759	75.6% (4)
02-5032-***	Equipment Rental	3,000		3,000	-	3,000	0.0%
02-5033-***	Recruitment	1,000		1,000	-	1,000	0.0%
02-5034-***	Travel Expense/Tech. Conferences	18,163		18,163	7,352	10,811	40.5%
02-5035-***	Training Expense	15,420		15,420	14,177	1,244	91.9% (4)
02-5036-***	Laboratory Supplies	21,412		21,412	20,270	1,142	94.7%
02-5037-***	Office Equipment	14,000		14,000	4,551	9,449	32.5%
02-5038-***	Permits	27,032		27,032	23,482	3,550	86.9%
02-5039-***	Membership Dues/Fees	3,423		3,423	8,234	(4,811)	240.5% (17)
02-5049-***	Biosolids Disposal	750,000		750,000	534,819	215,181	71.3% (5)
02-5050-***	Contract Services Generators - 29A	10,000		10,000	-	10,000	0.0%
02-5052-***	Janitorial Services	43,000		43,000	33,674	9,326	78.3%
02-5053-***	Contract Serv - Digester Cleaning - 29E	15,000		15,000	-	15,000	0.0%
02-5054-***	Diesel Truck Maint	23,000		23,000	17,514	5,486	76.1% (6)
02-5055-***	Diesel Truck Fuel	3,300		3,300	2,478	822	75.1%
02-5056-***	Maintenance Equip. & Facilities (Solids)	125,000		125,000	40,800	84,200	32.6%
02-5057-***	Maintenance Equip. & Facilities (Liquids)	200,000		200,000	151,882	48,118	75.9% (7)
02-5058-***	Maintenance Equip. & Facilities (Common)	30,000		30,000	27,794	2,206	92.6%
02-5059-***	Maintenance Equip. & Facilities (Co-Gen)	297,000		297,000	233,280	63,720	78.5%
02-5061-***	Mileage	1,400		1,400	672	728	48.0%
02-5076-***	SCADA Infrastructure	31,200		31,200	25,664	5,536	82.3% (3)
02-5077-***	IT Direct	15,000		15,000	15,335	(335)	102.2% (3)
02-5303-***	Group Insurance Waiver	3,600		3,600	-	3,600	0.0%
02-5309-***	Operating Leases	20,000		20,000	17,347	2,653	86.7%
02-5705-***	Monthly Car Allowance	18,600		18,600	10,096	8,504	54.3%
02-5797-***	Verily Stipends - WastewaterSCAN Monitoring	-		-	(17,400)	17,400	100.0%
02-5799-***	Zephyr Wall Costs Share-O&M	(14,000)		(14,000)	-	(14,000)	0.0%
02-6500-***	IT Allocations in to PC's & Depts.	218,718		218,718	157,015	61,703	71.8%
	Total Other Expenses	4,263,015	-	4,263,015	3,364,591	898,424	78.9%
	Total Expenses	7,114,298	-	7,114,298	5,383,946	1,730,352	75.7%

South Orange County Wastewater Authority
O&M Budget vs. Actual Comparison by PC¹
 For the Period Ended March 31, 2024
 (in dollars)

	FY 2023-24 Budget	Board Approved Expenditures*	Adjusted Budget	Actual	(Over)/Under Budget	% Expended
05 - San Juan Creek Ocean Outfall						
Salary and Fringe						
05-5000-***	Regular Salaries-O&M		145,529	90,480	55,049	62.2%
05-5001-***	Overtime Salaries-O&M		72	1,392	(1,320)	1933.9% (12)
05-5306-***	Scheduled Holiday Work		468	95	373	20.4%
05-5315-***	Comp Time - O&M		-	476	(476)	100.0% (12)
05-5401-***	Fringe Benefits IN to PC's & Depts.		78,482	51,121	27,360	65.1%
	Total Payroll Costs		224,551	143,565	80,985	63.9%
Other Expenses						
05-5015-***	Management Support Services		110,000	26,690	83,310	24.3%
05-5017-***	Legal Fees		7,000	-	7,000	0.0%
05-5022-***	Miscellaneous Expense		-	-	-	100.0%
05-5027-***	Insurance - Property/Liability		21,282	22,061	(779)	103.7% (4)
05-5031-***	Safety Supplies		1,020	-	1,020	0.0%
05-5034-***	Travel Expense/Tech. Conferences		5,696	1,475	4,221	25.9%
05-5035-***	Training Expense		1,087	39	1,048	3.6%
05-5036-***	Laboratory Supplies		33,500	30,991	2,509	92.5%
05-5038-***	Permits		302,496	295,489	7,007	97.7% (4)
05-5039-***	Membership Dues/Fees		1,000	99	901	9.9%
05-5044-***	Offshore Monitoring		40,800	34,188	6,612	83.8%
05-5045-***	Offshore Biochemistry - 20B		7,500	-	7,500	0.0%
05-5046-***	Effluent Chemistry		28,000	18,819	9,181	67.2%
05-5058-***	Maintenance Equip. & Facilities (Common)		1,004	-	1,004	0.0%
05-6500-***	IT Allocations in to PC's & Depts.		17,832	12,801	5,031	71.8%
	Total Other Expenses		578,218	442,653	135,565	76.6%
	Total Expenses		802,768	586,218	216,550	73.0%
08 - Pre Treatment						
Salary and Fringe						
08-5000-***	Regular Salaries-O&M		132,256	85,622	46,634	64.7%
08-5401-***	Fringe Benefits IN to PC's & Depts.		71,324	48,376	22,947	67.8%
	Total Payroll Costs		203,579	133,998	69,581	65.8%
Other Expenses						
08-5011-***	Laboratory Services		3,064	175	2,889	5.7%
08-5015-***	Management Support Services		20,000	-	20,000	0.0%
08-5016-***	Audit - Environmental		1,304	-	1,304	0.0%
08-5017-***	Legal Fees		2,672	-	2,672	0.0%
08-5018-***	Public Notices/ Public Relations		1,500	-	1,500	0.0%
08-5021-***	Small Vehicle Expense - 31A		1,128	-	1,128	0.0%
08-5022-***	Miscellaneous Expense		2,032	62	1,970	3.0%
08-5026-***	Small Vehicle Fuel - 37A		1,272	-	1,272	0.0%
08-5027-***	Insurance - Property/Liability		7,170	7,383	(213)	103.0% (4)
08-5028-***	Small Tools & Supplies		3,668	51	3,617	1.4%
08-5034-***	Travel Expense/Tech. Conferences		3,500	846	2,654	24.2%
08-5035-***	Training Expense		2,044	2,129	(85)	0.0%
08-5038-***	Permits and Fines		508	-	508	0.0%
08-5039-***	Membership Dues/Fees		816	1,178	(362)	144.4%
08-6500-***	IT Allocations in to PC's & Depts.		16,205	11,634	4,572	71.8%
	Total Other Expenses		66,883	23,458	43,426	35.1%
	Total Expenses		270,462	157,455	113,007	58.2%
12 - Water Reclamation Permits						
Salary and Fringe						
12-5000-***	Regular Salaries-O&M		13,572	37,828	(24,256)	278.7% (8)
12-5401-***	Fringe Benefits IN to PC's & Depts.		7,319	21,373	(14,054)	292.0% (8)
	Total Payroll Costs		20,892	59,201	(38,309)	283.4%
Other Expenses						
12-5015-***	Management Support Services	52,987	87,987	38,286	49,701	43.5%
12-5017-***	Legal Fees		2,000	4,080	(2,080)	2.04
12-5027-***	Insurance - Property/Liability		2,473	4,025	(1,551)	162.7% (4)
12-5034-***	Travel Expense/Tech. Conferences		5,696	-	5,696	0.0%
12-5038-***	Permits		25,500	26,877	(1,377)	105.4% (4)
12-5039-***	Membership Dues/Fees		68	-	68	0.0%
12-6500-***	IT Allocations in to PC's & Depts.		1,663	1,194	469	71.8%
	Total Other Expenses	52,987	125,388	74,462	50,926	59.4%
	Total Expenses	52,987	146,280	133,663	12,617	91.4%

South Orange County Wastewater Authority
O&M Budget vs. Actual Comparison by PC¹
 For the Period Ended March 31, 2024
 (in dollars)

FY 2023-24 Budget	Board Approved Expenditures*	Adjusted Budget	Actual	(Over)/Under Budget	% Expended
-------------------	------------------------------	-----------------	--------	---------------------	------------

15 - Coastal Treatment Plant

Salary and Fringe

15-5000-***	Regular Salaries-O&M	971,637	971,637	673,351	298,286	69.3%	
15-5001-***	Overtime Salaries-O&M	13,732	13,732	11,307	2,425	82.3% (9)	
15-5306-***	Scheduled Holiday Work	10,260	10,260	7,036	3,224	68.6%	
15-5315-***	Comp Time - O&M	2,000	2,000	6,908	(4,908)	345.4% (9)	
15-5401-***	Fringe Benefits IN to PC's & Depts.	523,990	523,990	380,443	143,547	72.6%	
15-5700-***	Standby Pay	18,462	18,462	13,925	4,537	75.4%	
	Total Payroll Costs	1,540,081	-	1,540,081	1,092,970	447,111	71.0%

Other Expenses

15-5002-***	Electricity	300,000	300,000	300,392	(392)	100.1% (2)	
15-5003-***	Natural Gas	3,500	3,500	2,102	1,398	60.1%	
15-5004-***	Potable & Reclaimed Water	24,000	24,000	15,015	8,985	62.6%	
15-5006-***	Chlorine/Sodium Hypochlorite	100,000	100,000	95,453	4,547	95.5% (10)	
15-5007-***	Polymer Products	-	-	-	-	0.0%	
15-5008-***	Ferric Chloride	105,000	105,000	130,700	(25,700)	124.5% (11)	
15-5009-***	Odor Control Chemicals	50,000	50,000	80,722	(30,722)	161.4% (11)	
15-5011-***	Laboratory Services	10,000	10,000	8,658	1,342	86.6% (15)	
15-5012-***	Grit Hauling	22,000	22,000	14,082	7,918	64.0%	
15-5013-***	Landscaping	63,000	63,000	46,539	16,461	73.9%	
15-5015-***	Management Support Services	13,000	13,000	8,079	4,921	62.1%	
15-5017-***	Legal Fees	5,000	5,000	-	5,000	0.0%	
15-5019-***	Contract Services Misc.	110,000	110,000	84,041	25,959	76.4%	
15-5021-***	Small Vehicle Expense - 31A	4,000	4,000	7,514	(3,514)	187.9% (4)	
15-5022-***	Miscellaneous Expense	1,000	1,000	463	537	46.3%	
15-5023-***	Office Supplies - All	5,000	5,000	3,823	1,177	76.5%	
15-5024-***	Petroleum Products	4,000	4,000	-	4,000	0.0%	
15-5025-***	Uniforms	10,000	10,000	10,066	(66)	100.7%	
15-5026-***	Small Vehicle Fuel	2,000	2,000	2,202	(202)	110.1%	
15-5027-***	Insurance - Property/Liability	79,422	79,422	83,122	(3,700)	104.7% (4)	
15-5028-***	Small Tools & Supplies	9,000	9,000	9,878	(878)	109.8%	
15-5030-***	Trash Disposal	3,000	3,000	1,690	1,310	56.3%	
15-5031-***	Safety Supplies	33,456	33,456	11,626	21,830	34.8%	
15-5032-***	Equipment Rental	1,000	1,000	-	1,000	0.0%	
15-5033-***	Recruitment	300	300	-	300	0.0%	
15-5034-***	Travel Expense/Tech. Conferences	18,163	18,163	2,560	15,603	14.1%	
15-5035-***	Training Expense	15,420	15,420	14,695	725	95.3% (4)	
15-5036-***	Laboratory Supplies	20,000	20,000	23,655	(3,655)	118.3%	
15-5037-***	Office Equipment	3,000	3,000	215	2,785	7.2%	
15-5038-***	Permits	5,000	5,000	7,247	(2,247)	144.9%	
15-5039-***	Membership Dues/Fees	3,423	3,423	6,482	(3,059)	189.4% (17)	
15-5047-***	Access Road Expenses	45,000	45,000	6,703	38,297	14.9%	
15-5048-***	Storm Damage	20,000	20,000	-	20,000	0.0%	
15-5050-***	Contract Services Generators	5,000	5,000	5,111	(111)	102.2% (4)	
15-5052-***	Janitorial Services	15,000	15,000	12,622	2,378	84.1%	
15-5054-***	Diesel Truck Maint - 31B	1,000	1,000	-	1,000	0.0%	
15-5055-***	Diesel Truck Fuel - 37B	500	500	3,705	(3,205)	740.9%	
15-5057-***	Maintenance Equip. & Facilities (Liquids)	110,000	110,000	79,081	30,919	71.9% (7)	
15-5058-***	Maintenance Equip. & Facilities (Common)	24,000	24,000	3,066	20,934	12.8%	
15-5060-***	Maintenance Equip. & Facilities (AWT)	39,000	39,000	11,335	27,665	29.1%	
15-5061-***	Mileage	500	500	322	178	64.4%	
15-5076-***	SCADA Infrastructure	31,200	31,200	28,129	3,071	90.2% (3)	
15-5077-***	IT Direct	15,000	15,000	15,335	(335)	102.2% (3)	
15-5303-***	Group Insurance Waiver	3,600	3,600	-	3,600	0.0%	
15-5705-***	Monthly Car Allowance	4,200	4,200	2,988	1,212	71.2%	
15-5797-***	Verily Stipends - WastewaterSCAN Monitoring	-	-	(17,400)	17,400	100.0%	
15-6500-***	IT Allocations in to PC's & Depts.	119,057	119,057	85,469	33,588	71.8%	
	Total Other Expenses	1,455,741	-	1,455,741	1,207,488	248,253	82.9%
	Total Expenses	2,995,822	-	2,995,822	2,300,458	695,363	76.8%

South Orange County Wastewater Authority
O&M Budget vs. Actual Comparison by PC¹
 For the Period Ended March 31, 2024
 (in dollars)

		FY 2023-24 Budget	Board Approved Expenditures*	Adjusted Budget	Actual	(Over)/Under Budget	% Expended
17 - Joint Regional Wastewater Reclamation and Sludge Handling							
Salary and Fringe							
17-5000-***	Regular Salaries-O&M	1,884,409		1,884,409	1,385,334	499,075	73.5%
17-5001-***	Overtime Salaries-O&M	40,492		40,492	51,813	(11,321)	128.0% (9)
17-5306-***	Scheduled Holiday Work	27,356		27,356	29,021	(1,665)	106.1%
17-5315-***	Comp Time - O&M	7,024		7,024	14,376	(7,352)	204.7% (9)
17-5401-***	Fringe Benefits IN to PC's & Depts.	1,016,234		1,016,234	782,714	233,521	77.0%
17-5700-***	Standby Pay	47,692		47,692	34,925	12,767	73.2%
	Total Payroll Costs	3,023,208	-	3,023,208	2,298,183	725,026	76.0%
Other Expenses							
17-5002-***	Electricity	300,000		300,000	222,582	77,418	74.2% (2)
17-5003-***	Natural Gas	235,000		235,000	149,113	85,887	63.5%
17-5004-***	Potable & Reclaimed Water	27,000		27,000	21,009	5,991	77.8%
17-5005-***	Co-generation Power Credit	(1,302,000)		(1,302,000)	(758,402)	(543,598)	58.2%
17-5006-***	Chlorine/Sodium Hypochlorite	60,000		60,000	45,395	14,605	75.7% (3)
17-5007-***	Polymer Products	650,000		650,000	546,554	103,446	84.1%
17-5008-***	Ferric Chloride	475,000		475,000	451,075	23,925	95.0% (3)
17-5009-***	Odor Control Chemicals	67,000		67,000	66,397	603	99.1% (3)
17-5010-***	Other Chemicals - Misc.	1,000		1,000	126	874	0.13
17-5011-***	Laboratory Services	23,460		23,460	18,953	4,507	80.8% (15)
17-5012-***	Grit Hauling - 21A	40,000		40,000	33,551	6,449	83.9% (16)
17-5013-***	Landscaping	80,000		80,000	54,820	25,180	68.5%
17-5015-***	Management Support Services	17,500		17,500	11,631	5,869	66.5%
17-5017-***	Legal Fees	5,000		5,000	2,344	2,656	46.9%
17-5019-***	Contract Services Misc.	115,000		115,000	85,594	29,406	74.4%
17-5021-***	Small Vehicle Expense	8,000		8,000	14,578	(6,578)	182.2% (4)
17-5022-***	Miscellaneous Expense	5,000		5,000	735	4,265	14.7%
17-5023-***	Office Supplies - All	13,000		13,000	9,139	3,861	70.3%
17-5024-***	Petroleum Products	12,000		12,000	21,343	(9,343)	177.9% (4)
17-5025-***	Uniforms	32,000		32,000	30,222	1,778	94.4%
17-5026-***	Small Vehicle Fuel	9,000		9,000	7,936	1,064	88.2%
17-5027-***	Insurance - Property/Liability	212,048		212,048	222,108	(10,060)	104.7% (4)
17-5028-***	Small Tools & Supplies	30,000		30,000	21,460	8,540	71.5%
17-5030-***	Trash Disposal	3,000		3,000	4,702	(1,702)	156.7%
17-5031-***	Safety Supplies	39,428		39,428	46,107	(6,679)	116.9% (4)
17-5032-***	Equipment Rental	3,000		3,000	3,496	(496)	116.5%
17-5033-***	Recruitment	1,000		1,000	-	1,000	0.0%
17-5034-***	Travel Expense/Tech. Conferences	18,163		18,163	2,664	15,499	14.7%
17-5035-***	Training Expense	15,420		15,420	13,445	1,976	87.2% (4)
17-5036-***	Laboratory Supplies	25,660		25,660	27,587	(1,927)	107.5%
17-5037-***	Office Equipment	10,000		10,000	-	10,000	0.0%
17-5038-***	Permits	15,300		15,300	26,203	(10,903)	171.3%
17-5039-***	Membership Dues/Fees	3,423		3,423	7,595	(4,172)	221.9% (17)
17-5049-***	Biosolids Disposal	997,500		997,500	845,399	152,101	84.8% (5)
17-5050-***	Contract Services Generators - 29A	8,000		8,000	2,327	5,673	0.29
17-5052-***	Janitorial Services	37,000		37,000	28,621	8,379	77.4%
17-5053-***	Contract Serv - Digester Cleaning - 29E	65,000		65,000	-	65,000	0.0%
17-5054-***	Diesel Truck Maint	19,000		19,000	17,534	1,466	92.3% (6)
17-5055-***	Diesel Truck Fuel	8,000		8,000	2,250	5,750	28.1%
17-5056-***	Maintenance Equip. & Facilities (Solids)	175,000		175,000	99,040	75,960	56.6%
17-5057-***	Maintenance Equip. & Facilities (Liquids)	200,000		200,000	155,187	44,813	77.6% (7)
17-5058-***	Maintenance Equip. & Facilities (Common)	36,000		36,000	21,974	14,026	61.0%
17-5059-***	Maintenance Equip. & Facilities (Co-Gen)	539,700		539,700	414,151	125,549	76.7%
17-5060-***	Maintenance Equip. & Facilities (AWT)	-		-	-	-	0.0%
17-5061-***	Mileage	1,000		1,000	252	748	25.2%
17-5068-***	MNWD Potable Water Supplies & Svcs.	44,880		44,880	28,104	16,776	62.6%
17-5076-***	SCADA Infrastructure	31,200		31,200	28,129	3,071	90.2% (3)
17-5077-***	IT Direct	15,000		15,000	18,210	(3,210)	121.4% (3)
17-5105-***	Co-Generation Power Credit - Offset	1,302,000		1,302,000	758,402	543,598	58.2%
17-5303-***	Group Insurance Waiver	7,200		7,200	-	7,200	0.0%
17-5305-***	Medicare Tax Payments for Employees	152		152	-	152	0.0%
17-5705-***	Monthly Car Allowance	8,400		8,400	5,815	2,584	69.2%
17-5797-***	Verily Stipends - WastewaterSCAN Monitoring	-		-	(17,400)	17,400	100.0%
17-6500-***	IT Allocations in to PC's & Depts.	230,899		230,899	165,759	65,140	71.8%
	Total Other Expenses	4,975,334	-	4,975,334	3,983,812	991,522	80.1%
	Total Expenses	7,998,542	-	7,998,542	6,281,994	1,716,547	78.5%

South Orange County Wastewater Authority
O&M Budget vs. Actual Comparison by PC¹
 For the Period Ended March 31, 2024
 (in dollars)

		FY 2023-24 Budget	Board Approved Expenditures*	Adjusted Budget	Actual	(Over)/Under Budget	% Expended
21 - Effluent Transmission Main							
Other Expenses							
21-5017-**-**	Legal Fees	500	-	500	428	72	85.6%
21-5019-**-**	Contract Services Misc.	18,996	-	18,996	-	18,996	0.0%
21-5027-**-**	Insurance - Property/Liability	-	-	-	74	(74)	100.0%
	Total Other Expenses	19,496	-	19,496	502	18,994	2.6%
	Total Expenses	19,496	-	19,496	502	18,994	2.6%
23 - North Coast Interceptor							
Salary and Fringe							
23-5000-**-**	Regular Salaries-O&M	1,000	-	1,000	-	1,000	0.0%
23-5401-**-**	Fringe Benefits IN to PC's & Depts.	539	-	539	-	539	0.0%
	Total Payroll Costs	1,539	-	1,539	-	1,539	0.0%
Other Expenses							
23-5017-**-**	Legal Fees	500	-	500	-	500	0.0%
23-5015-**-**	Management Support Services	-	-	-	-	-	0.0%
	Total Other Expenses	500	-	500	-	500	0.0%
	Total Expenses	2,039	-	2,039	-	2,039	0.0%
24 - Aliso Creek Ocean Outfall							
Salary and Fringe							
24-5000-**-**	Regular Salaries-O&M	132,042	-	132,042	88,389	43,653	66.9%
24-5001-**-**	Overtime Salaries-O&M	504	-	504	5,121	(4,617)	1016.2% (9)
24-5306-**-**	Scheduled Holiday Work	292	-	292	-	292	0.0%
24-5315-**-**	Comp Time - O&M	-	-	-	1,225	(1,225)	100.0% (9)
24-5401-**-**	Fringe Benefits IN to PC's & Depts.	71,209	-	71,209	49,940	21,269	70.1%
	Total Payroll Costs	204,047	-	204,047	144,675	59,372	70.9%
Other Expenses							
24-5015-**-**	Management Support Services	315,000	-	315,000	37,374	277,626	11.9%
24-5017-**-**	Legal Fees	3,000	-	3,000	-	3,000	0.0%
24-5027-**-**	Insurance - Property/Liability	24,872	-	24,872	24,952	(80)	100.3% (4)
24-5031-**-**	Safety Supplies	1,020	-	1,020	-	1,020	0.0%
24-5034-**-**	Travel Expense/Tech. Conferences	5,696	-	5,696	1,336	4,360	23.5%
24-5035-**-**	Training Expense	1,087	-	1,087	39	1,048	3.6%
24-5036-**-**	Laboratory Supplies	26,520	-	26,520	29,101	(2,581)	109.7%
24-5038-**-**	Permits	260,000	-	260,000	245,102	14,898	94.3% (4)
24-5039-**-**	Membership Dues/Fees	1,000	-	1,000	99	901	9.9%
24-5044-**-**	Offshore Monitoring	40,804	-	40,804	34,188	6,616	83.8%
24-5045-**-**	Offshore Biochemistry - 20B	15,000	-	15,000	-	15,000	0.0%
24-5046-**-**	Effluent Chemistry	22,948	-	22,948	14,918	8,030	65.0%
24-5058-**-**	Maintenance Equip. & Facilities (Common)	1,004	-	1,004	4,524	(3,520)	450.6% (14)
24-6500-**-**	IT Allocations in to PC's & Depts.	16,179	-	16,179	11,615	4,564	71.8%
	Total Other Expenses	734,131	-	734,131	403,247	330,883	54.9%
	Total Expenses	938,178	-	938,178	547,923	390,255	58.4%
	Total O&M Expenses	20,234,898	52,987	20,287,885	15,392,160	4,895,725	75.9%

¹ This report intends to monitor the Annual Budget % Expended at the Project Committee and Functional Department levels.

The financial information contained in this report, in some cases, is based on the full accrual basis of accounting, whereby expenses are recognized in the period in which the liability is incurred, i.e., payroll and fringe benefits.

There are instances where we will include the total expense for the entire accounting fiscal year if the information is available, i.e., property and liability insurance premiums.

The audited financial statements for the fiscal year recognize all expenses on the full accrual basis of accounting.

South Orange County Wastewater Authority
O&M Budget vs. Actual Comparison by PC
For the Period Ended March 31, 2024

- (1) Overtime for two (2) nighttime shutdowns to repair critical equipment during low flow hours.
- (2) Increases in power costs approved by the CPUC are above assumed increased rates.
- (3) Usage is elevated due to the septicity of the sewage entering plants that started this FY and discussed with the Engineering Committee.
- (4) Annual charges incurred at the beginning of the Fiscal Year and at the end of the calendar year.
- (5) Biosolids costs are increased due to landfill closures on hotter days in May 2023 at the landfill to help mitigate odor complaints at the landfill. Also, usually heavy rains have limited use of the landfill this winter.
- (6) Both large Diesel vehicles had unplanned and significant emissions control system repairs.
- (7) Several larger O&M projects were completed prior to the rainy season.
- (8) Salt and Nutrient Management Plan (SNMP) work effort is nearly complete for the year.
- (9) Staff overtime was elevated due to several nighttime shutdowns for the ACOO internal repair project.
- (10) Bleach usage elevated during the initial months of the Fiscal for summer AWT production at CTP.
- (11) O&M staff is evaluating elevated odor control needs at CTP following the completion of the recent Facilities Improvement Project that modified the Ferric Chloride system and dosing location.
- (12) O&M staff are supporting the testing of SCWD Doheny Desal slant wells. SCWD will be billed directly for the overtime support requested to divert test waters into SOCWA temporary ocean outfall system.
- (17) CSRMA's Insurance cost actuals were higher than projected with the approval of the Budget.
- (14) The Sampling Building door was replaced due to severe corrosion from the ocean air.
- (15) Advanced Water Treatment routine and accelerated monitoring are driving cost. All sampling except Q4 monitoring is complete, which should stabilize costs.
- (16) Recent storms flushed an unexpected volume of grit into the treatment plant from the collection system.
- (17) Twice as many employees joined trade organizations than in the past and budgeted for.

**South Orange County Wastewater Authority
Budget vs. Actual Comparison - Engineering**

For the Period Ended March 31, 2024
(in dollars)

		FY 2023-24 Budget	Actual	(Over)/Under Budget	% Expended
Salary and Fringe					
01-5000-03-00-00	Regular Salaries-O&M	194,546	49,956	144,590	25.7%
01-5401-03-00-00	Fringe Benefits IN to PC's & Depts.	104,916	28,225	76,691	26.9%
	Total Payroll Costs	299,462	78,181	221,281	26.1%
Other Expenses					
01-5022-03-00-00	Miscellaneous Expense	2,000	602	1,398	30.1%
01-5034-03-00-00	Travel Expense/Tech. Conferences	8,500	858	7,642	10.1%
01-5035-03-00-00	Training Expense	1,300	-	1,300	0.0%
01-5037-03-00-00	Office Equipment	150	-	150	0.0%
01-5039-03-00-00	Membership Dues/Fees	1,775	356	1,419	20.0%
01-5061-03-00-00	Mileage	250	-	250	0.0%
01-5077-03-00-00	IT Direct	250	-	250	0.0%
01-5309-03-00-00	Operating Leases	30,000	12,904	17,096	43.0%
01-5705-03-00-00	Monthly Car Allowance	4,200	808	3,392	19.2%
01-5802-03-00-00	Shipping/Freight	100	-	100	0.0%
01-6500-03-00-00	IT Allocations in to PC's & Depts.	54,993	41,257	13,736	75.0%
	Total Other Expenses	103,518	56,785	46,734	54.9%
	Total Engineering Expenses	402,980	134,966	268,015	33.5%

South Orange County Wastewater Authority
Budget vs. Actual Comparison- Administration

For the Period Ended March 31, 2024
(in dollars)

		FY 2023-24 Budget	Actual	(Over)/Under Budget	% Expended
01-6000-04-00-00	Regular Salaries-Admin or IT	1,006,210	759,302	246,908	75.5%
01-6001-04-00-00	Overtime Salaries-Admin or IT	7,000	9,432	(2,432)	134.7%
01-6315-04-00-00	Comp Time - Admin	4,000	1,120	2,880	28.0%
01-6401-04-00-00	Fringe Benefits IN to ADMIN or IT	542,634	429,005	113,629	79.1%
	Total Payroll Costs	1,559,845	1,198,859	360,986	76.9%
Other Expenses					
01-6101-04-00-00	HR Recruitment & Employee Relations	48,100	15,167	32,933	31.5%
01-6102-04-00-00	Subscriptions	1,400	1,522	(122)	108.7%
01-6103-04-00-00	Contract Labor	30,000	59,598	(29,598)	198.7%
01-6200-04-00-00	Management Support Services	55,000	26,121	28,880	47.5%
01-6201-04-00-00	Audit	46,000	31,700	14,300	68.9%
01-6202-04-00-00	Legal	200,000	126,201	73,799	63.1%
01-6204-04-00-00	Postage	1,500	1,348	152	89.8%
01-6223-04-00-00	Office Supplies - Admin	4,000	196	3,804	4.9%
01-6224-04-00-00	Office Equipment Admin or IT	1,000	3,655	(2,655)	365.5%
01-6234-04-00-00	Memberships & Trainings	105,000	90,362	14,638	86.1%
01-6239-04-00-00	Travel & Conference	25,000	6,163	18,837	24.7%
01-6240-04-00-00	Scholarship Sponsorship	1,000	-	1,000	0.0%
01-6241-04-00-00	Education Reimbursement	3,000	1,010	1,990	33.7%
01-6310-04-00-00	Miscellaneous	22,000	20,984	1,016	95.4%
01-6311-04-00-00	Mileage	600	557	43	92.8%
01-6317-04-00-00	Contract Services Misc	5,800	3,275	2,525	56.5%
01-6500-04-00-00	IT Allocations in to PC's & Depts.	123,292	88,510	34,782	71.8%
01-6601-04-00-00	Shipping/Freight	1,200	2,881	(1,681)	240.0%
01-6705-04-00-00	Monthly Car Allowance	12,000	7,650	4,350	63.8%
	Total Other Expenses	685,892	486,897	198,995	71.0%
	Total Admin Expenses	2,245,737	1,685,756	559,981	75.1%

South Orange County Wastewater Authority
Budget vs. Actual Comparison-IT
 For the Period Ended March 31, 2024
 (in dollars)

		FY 2023-24 Budget	Actual	(Over)/Under Budget	% Expended
Salary & Fringe					
01-6000-05-00-00	Regular Salaries-Admin or IT	116,046	90,948	25,099	78.4%
01-6401-05-00-00	Fringe Benefits IN to ADMIN or IT	62,582	51,386	11,197	82.1%
	Total Salary & Fringe	178,629	142,333	36,295	79.7%
Other Expenses					
01-6028-05-00-00	Small Tools & Supplies	1,000	-	1,000	0.0%
01-6035-05-00-00	Training Expense	3,000	-	3,000	0.0%
01-6224-05-00-00	Office Equipment Admin or IT	600	-	600	0.0%
01-6234-05-00-00	Memberships & Trainings	2,750	1,810	940	65.8%
01-6239-05-00-00	Travel & Conference	1,500	-	1,500	0.0%
01-6300-05-00-00	Software Maintenance Agreements	84,700	21,225	63,475	25.1%
01-6301-05-00-00	Hardware Maintenance Agreements	22,400	7,215	15,185	32.2%
01-6302-05-00-00	Cloud Subscriptions (Internet)	196,935	149,705	47,230	76.0% (1)
01-6303-05-00-00	Telecommunications	161,382	122,613	38,769	76.0%
01-6305-05-00-00	IT Professional Services	19,960	53,459	(33,499)	267.8% (1)
01-6306-05-00-00	Small Hardware Purchases (< \$5k)	25,400	12,109	13,291	47.7%
01-6307-05-00-00	Small Software Purchases & Licenses (<\$5k)	30,500	24,001	6,499	78.7%
01-6308-05-00-00	IT Memberships	160	-	160	0.0%
01-6309-05-00-00	Operating Leases	64,200	39,106	25,094	60.9%
01-6310-05-00-00	Miscellaneous	5,000	-	5,000	0.0%
01-6312-05-00-00	Computer & Photocopy Supplies	3,200	1,677	1,523	0.0%
	Total Other Expenses	622,687	432,921	189,766	69.5%
	Total Expenses before Allocation	801,315	575,254	226,061	71.8%
IT Allocations (Out) to PC's & Depts					
01-6400-05-00-00	IT Allocations (OUT) to PC's & Depts.	(801,315)	(575,254)	(226,061)	71.8%
	Total IT Allocations (Out) to PC's & Depts	(801,315)	(575,254)	(226,061)	71.8%

(1) Annual charges incurred at the beginning of the Fiscal Year.

Agenda Item

5.E.

Board of Directors Meeting

Meeting Date: May 2, 2024

TO: Board of Directors
FROM: Jim Burror, Acting General Manager/Director of Operations
SUBJECT: March 2024 Operations Report

Summary/Discussion

The following selected operational reports are provided monthly to the Board of Directors. The operational reports included are as follows:

1. Monthly Operational Report

This is a nine (9) page overview and comparison of owner use of facilities, including influent and recycled water production. The pages include ongoing calculations used by SOCWA for billing the agencies. Other items include important statistics for regulatory compliance, visits by the public to the treatment works, and other vendor interactions. The information is broken down by facility and by member agency.

2. SOCWA Ocean Outfall Discharges by Agency

This data shows how much water is being discharged into the ocean each month and for the last 12 months. This data is presented for the agencies planning reuse projects to better understand the potential to expand water reuse in their service area.

3. Quarterly Report on Key Operational Expenses

A seven (7) page overview of monthly expenses for key operational expenses with estimated projections for the Fiscal Year. The key parameters that are being tracked are Electricity, Odor Control, Polymer, Biosolids, Maintenance expenses (not including SOCWA staff labor), small capital purchases, and safety.

4. Beach Ocean Monitoring Report

5. Recycled Water Report

6. Pretreatment Report

Fiscal Impact

No change.

Recommended Action: Receive and file the Operational Reports.

Monthly Operational Report

SOCWA Operational Report March, 2024

Excursion, Complaint, and Violation Events

Events	CTP	RTP	JBL	Totals
Odor	0	0	0	0
Noise	0	0	0	0
Spills	0	0	0	0
Violations	0	0	0	0
Others	0	0	0	0

Plant Wastewater Billing Characteristics

Key Parameters	CTP	RTP	JBL TP1	JBL TP2	Totals
Influent (mgd) (1)	2.69	7.69	7.52	1.06	18.97
Effluent (mgd)	2.73	7.43	7.52	2.59	20.28
Peak Flow (mgd)	7.92	18.82	12.33	6.30	45.37
Influent BOD (mg/l)	257	269	242	350	
Influent TSS (mg/l)	283	326	373	547	
Effluent BOD (mg/l)	5.0	4.7	9.4	7.0	
Effluent TSS (mg/l)	5.7	7.0	11.0	7.9	
Effluent Turbidity (NTU)	2.2	2.9	7.2	4.7	

(1) CTP Influent value does not include AWT backwash in this table.

Recycled Water (AWT) Operations

Key Parameters	CTP	RTP	JBL	Totals
Average Flow (mgd)	0.25	0.26		0.51
Days of Operation (days)	15	5		
Total Flow (million gallons)	7.7	8.1		15.8
Plant Irrigation (million gallons)	0.10	0.20	0.24	
AWT Time Online (%)	100.0			

Wastewater Unit Definitions

mgd = million gallons per day

mg/l = milligram per liter also known as parts per million

NTU = Nephelometric Turbidity Units

SOCWA Operational Report March, 2024 (cont'd)

Biosolids Management

Biosolids Management Site	CTP	RTP	JBL	Totals
Synagro Compost (tons)		780.7	0.0	780.7
Nursery Products (tons)		303.1	680.7	983.8
Prima Deshecha (tons)		32.1	115.3	147.4
Other: _____ (tons)		0.0	0.0	0.0
Total Processed (tons)		1,115.9	796.0	1,911.9

Summary of Maintenance Activities

Task Type	CTP	RTP	JBL	Totals
Preventative Maintenance	186	315	304	805
Corrective Maintenance	11	57	43	111

Site Visitors

Visitor Types	CTP	RTP	JBL	Totals
Regulatory	0	0	1	1
Member Agency	0	5	1	6
Residents	0	0	0	0
Others	5	12	9	26
Tours #/Visitors	0	0	0	0

Grit Disposal Management

Grit & Screenings	CTP	RTP	JBL	Totals
Simi Valley Landfill (tons)	6.0	0.0	0.0	6.0

Chemical and Energy Utilization

Chemical/Utility	CTP	RTP	JBL	Totals
Ferric Chloride (tons)	NA	26.7	NA	26.7
Utility Power Purchase (kWh)	212,866	-10,848	187,127	389,145
Cogen Power (kWh)		619,279	465,712	1,084,991
Natural Gas (Dth)	NA	NA	NA	0
Digester Gas to Engine (scfm)		9,333,094	6,167,049	15,500,143
Digester Gas to Boiler (scfm)		0		0
Digester Gas to Flares (scfm)		9,314	223,319	232,633
Digester Gas Power Savings		\$11,107.76		

NA = Not Available at the time this report was generated.

Wastewater Unit Definitions

kWh = kilowatt hours

Dth = Dekatherms

scfm = standard cubic feet per minute

SOCWA Operational Report March, 2024 (cont'd)

Agency Wastewater Flows to SOCWA by Facility (Including Internal Waste Streams Used for Billing)

Agency	CTP (mgd)	CTP (%)	RTP (mgd)	JBL (mgd)	JBL (%)	Total (mgd)
CLB	1.594	58.64%				1.59
EBSO	0.078	2.88%				0.08
SCWD	1.046	38.48%		1.832	21.34%	2.88
MNWD	0.000	0.00%	7.69	1.400	16.31%	9.09
CSJC				2.198	25.61%	2.20
SMWD				3.155	36.75%	3.16
Total	2.718	100.00%	7.69	8.585	100.00%	19.00

Total Agency Outfall Flows by Outfall System-Billing Flows

Agency	SJCOO (mgd)	SJCOO (%)	SJCOO Meter (mgd)	ACOO (mgd)	ACOO (%)	Total (mgd)	Notes
CLB				1.59	9.06%	1.59	
EBSO				0.08	0.45%	0.08	
SCWD	2.00	13.81%		1.02	5.77%	3.01	Includes Desalters
MNWD	3.05	21.10%		7.43	42.25%	10.48	
ETWD				3.66	20.79%	3.66	Direct Outfall Only
CSJC	2.70	18.67%				2.70	Incudes Desalter
SMWD	3.19	22.05%				3.19	Includes Chiquita
CSC	3.52	24.37%				3.52	Direct Outfall Only
IRWD				3.81	21.68%	3.81	Direct Outfall Only
Total	14.45	100.00%	7.01	17.59	100.00%	32.04	

SOCWA Operational Report March, 2024 (cont'd)

FY Flow/Solids Summary-Billing

Project Committee No. 2 Liquids (JBL)

Agency	Own (mgd)	Own (%)	Budget (mgd)	Budget (%)	Month (mgd)(1)	Month (%)	FY Avg to Date (mgd)	FY Avg to Date (%)
CSJC	4.00	30.77%	2.108	27.50%	2.198	25.61%	2.26	28.89%
MNWD	3.00	23.08%	1.400	18.26%	1.400	16.31%	1.40	17.87%
SCWD	3.75	28.85%	1.598	20.85%	1.832	21.34%	1.83	23.37%
SMWD	2.25	17.31%	2.559	33.39%	3.155	36.75%	2.34	29.87%
Total	13.00	100.00%	7.665	100.00%	8.585	100.00%	7.83	100.00%

Project Committee No. 2 Solids (JBL)

Agency	Own (lbs/d)	Own (%)	Budget (lbs/d)	Budget (%)	Month (lbs/d)	Month (%)	36 Month Rol. Avg. (lbs/d) (2)	36 Month Rol. Avg. (%)
CSJC	11,572	30.00%	6,202	20.48%	6,811	30.29%	6,555	26.83%
MNWD	8,340	21.62%	5,183	17.12%	3,534	15.72%	5,211	21.33%
SCWD	7,715	20.00%	5,693	18.80%	4,175	18.57%	4,679	19.15%
SMWD	10,946	28.38%	13,200	43.60%	7,965	35.42%	7,990	32.70%
Total	38,573	100.00%	30,278	100.00%	22,485	100.00%	24,435	100.00%

Project Committee No. 5 - San Juan Creek Ocean Outfall (SJCOO)

Agency	Own (%)	Budget (mgd)	Budget (%)	Month (mgd)	Month (%)	FY Avg to Date (mgd)	FY Avg to Date (%)
CSC	16.63%	13.300	16.63%	3.522	24.37%	2.951	23.76%
CSJC	11.08%	8.860	11.08%	2.699	18.67%	2.701	21.75%
MNWD(3)	15.51%	12.410	15.51%	3.050	21.10%	2.398	19.31%
SCWD	12.46%	9.970	12.46%	1.996	13.81%	1.965	15.82%
SMWD	44.32%	35.460	44.33%	3.186	22.05%	2.404	19.36%
Total	100.00%	80.000	100.00%	14.452	100.00%	12.419	100.00%

(1) Influent billing meter summary:

- a. CSJC is metered daily in the collection system. The area-velocity meter has an accuracy of +/- 20%.
- b. MNWD is assumed to be 1.4 mgd unless Treatment Plant 3A is discharging to the sewer. If other discharges occur, they are estimated.
- c. SCWD flows are the summation of the DPSD and Victoria PS meters. The two metering systems have an accuracy of +/- 10%.
- d. The Oso Trabuco sewer is metered daily in the collection system. The flows from MNWD are subtracted from the metering data collected to determine SMWD's flows. The metering system in the collection system has an accuracy of +/- 20%.

(2) The 36-month average is the average of the past 36 months. The Use Audit is based on the last 3 Fiscal Years versus the average of the past 36 months.

(3) All monthly flow data for 3A is reported as part of MNWD's flow to the ocean outfall.

SOCWA Operational Report March, 2024 (cont'd)

FY Flow/Solids Summary-Billing (cont'd)

Project Committee No. 15 (CTP)

Agency	Own (mgd)	Own (%)	Budget (mgd)	Budget (%)	Month (mgd)	Month (%)	FY Avg to Date (mgd)	FY Avg to Date (%)
CLB	2.54	37.91%	1.430	53.56%	1.594	58.64%	1.582	56.39%
EBSB	0.20	2.99%	0.060	2.25%	0.078	2.88%	0.073	2.62%
SCWD	2.00	29.85%	1.180	44.19%	1.046	38.48%	1.150	41.00%
MNWD	1.96	29.25%	0.000	0.00%	0.000	0.00%	0.000	0.00%
Total	6.70	100.00%	2.670	100.00%	2.718	100.00%	2.806	100.00%

Project Committee No. 17 Liquids (RTP)

Agency	Budget Liquids (mgd)	Budget Liquids (%)	Month Plant Influent (mgd)	Month Centrate (mgd)	Month Total (mgd)(1)	Month Total (%)	FY Avg to Date (mgd)	FY Avg to Date (%)
CLB	0.01480	0.2040%	0.0000	0.0149	0.0149	0.1911%	0.0154	0.1996%
EBSB	0.00060	0.0083%	0.0000	0.0007	0.0007	0.0094%	0.0007	0.0093%
SCWD	0.01210	0.1668%	0.0000	0.0098	0.0098	0.1254%	0.0111	0.1435%
ETWD	0.01810	0.2495%	0.0000	0.0158	0.0158	0.2022%	0.0147	0.1913%
MNWD	7.20960	99.3715%	7.6939	0.0620	7.7559	99.4719%	7.6628	99.4562%
Total	7.25520	100.0000%	7.6939	0.1032	7.7971	100.0000%	7.7047	100.0000%

(1) Month total does not double count MNWD centrate. It is included in the Monthly Plant Influent too.

SOCWA Operational Report March, 2024 (cont'd)

FY Flow/Solids Summary (cont'd)

Project Committee No. 17 Solids (RTP)

Agency	Own (lbs/d)	Own (%)	Budget (lbs/d)	Budget (%)	Total Month (lbs)	Total Month (%)	FY Avg Total to Date (lbs)	FY Avg Total to Date (%)
CLB	5,605	11.22%	4,509	13.13%	171,468	14.44%	168,210	14.34%
EBSD	295	0.59%	194	0.56%	8,429	0.71%	7,861	0.67%
SCWD	4,480	8.96%	3,691	10.75%	112,503	9.48%	120,375	10.26%
ETWD	10,200	20.41%	5,207	15.16%	181,421	15.28%	158,907	13.55%
MNWD	29,395	58.82%	20,747	60.40%	713,484	60.09%	717,663	61.18%
Total	49,975	100.00%	34,348	100.00%	1,187,305	100.00%	1,173,016	100.00%

Project Committee No. 24 (ACOO)

Agency	Own (%)	Budget (mgd)	Budget (%)	Month Outfall Flow (mgd)	Month Outfall Flow (%)	FY Avg Outfall Flow (mgd)	FY Avg Outfall Flow (%)
CLB	11.00%	5.500	11.00%	1.594	9.06%	1.582	12.96%
EBSD	0.78%	0.390	0.78%	0.078	0.45%	0.073	0.60%
ETWD	16.30%	8.151	16.30%	3.657	20.79%	2.564	21.01%
IRWD	15.76%	7.880	15.76%	3.813	21.68%	2.954	24.21%
MNWD	43.85%	21.924	43.85%	7.432	42.25%	4.247	34.80%
SCWD	12.31%	6.155	12.31%	1.016	5.77%	0.783	6.42%
Total	100.00%	50.000	100.00%	17.589	100.00%	12.204	100.00%

SOCWA Operational Report March 2024 (cont'd)

Select Critical Equipment Repairs

JBL - PC2

Overhauled TWAS Pump #4 at the end of its useful life.
Prepared for DAFT#3 inspection and repairs.
Repaired several failing primary sludge valves and operators.
Assisted SCWD with their special testing discharges at the Ocean Outfall vault.
Troubleshoot the Secondary Drive for Tanks #5 and #6.
Troubleshoot the Secondary air grid for Tank #7.
Replaced the odor control system air flow meter that failed.
Replaced failed sump pump for Secondary Tank #11.
Removed and prepared for RAS#4 for overhaul.
Troubleshoot failing Primary Sludge Pump #3.
Prepared Centrifuge #3 for offsite overhaul and 12,000-hour service due to high vibration.
Troubleshoot failing Bleach Pump #3.
Overhauled the Plant #2 Sludge Grinder that was failing.
Replaced discharge piping on the Scrubber No. 1 Bleach Pump.
Troubleshoot failed Screenings Conveyor #2.
Replaced leaking pipes for Bleach Metering Pump #3.
Removed failed Scrubber Bleach tank and prepared site for the replacement tank.
Removed failed pressure gauges on West Primary Sludge Pump #3.
Replaced failed discharge piping on the Plant #2 grit system.

CTP - PC15

Performed annual cleaning, inspection, and repairs of offline Primary Tanks.
Replaced failed sump pump next to Building #18.
Replaced several failed primary sludge valves and actuators.
Troubleshoot failing Export Pump #3 and ordered replacement parts for overhaul.
Replaced failed AWT Backwash Pump #2.

RTP - PC17

Replaced corroded guard railing around the Secondary Tanks.
Overhauled the sludge grinder that was failing.
Rehabilitated the Primary Skimmer Gearbox on Tank #3 that was failing.
Replaced failed grit piping that failed due to water hammering.
Replaced leaking bleach piping for Odor Scrubber #1.
Replaced failed Digester #3 Condensate Trap.
Replaced failed Scum Collector Drive Gearbox on Primary Tank #3.
Inspected all the gas piping in the Digester area with FLIR equipment and repaired leaks.
Replaced failed gas-cleaning carbon media in several tanks.
Tested the foul air system for capacity restrictions near the Operations Building that may be causing odors in the Operations Building at RTP.

SOCWA Operational Report March 2024 (cont'd)

Select Critical Equipment Repairs (cont'd)

Support Services - ALL PC'S

Troubleshoot failing Aeration Blower #7 at JBL.

Troubleshoot failing breaker for East Grit Pump #1 at JBL.

Troubleshoot failed Plant Scum Pump at JBL.

Repaired failed high-pressure switch of the East Primary Sedimentation Sludge Pump #2 at JBL.

Replaced failed D.O. caps for several basins at JBL.

Troubleshoot failing ORP sensor on Odor Scrubber #1 at JBL.

Replaced failing ORP sensor on the Odor Scrubber at CTP.

Troubleshoot failing EQ Mix Pump #2 at CTP.

Replaced failing float switch on the sump pump near Building #35 at CTP.

Troubleshoot failed Process Water Pump #2 at CTP.

Troubleshoot SET system and scheduled power supply replacement project at RTP.

Troubleshoot failing ORP and pH sensors on Odor Scrubber #3 at RTP.

Troubleshoot failed Polymer Tank level sensor at RTP.

Replaced the failed Cogen engine cylinder 5 spark plug after troubleshooting the cause of the low cylinder temperature.

Replaced failed secondary area fiber loop switch at RTP.

Replaced several failing nitrate probe controllers at RTP.

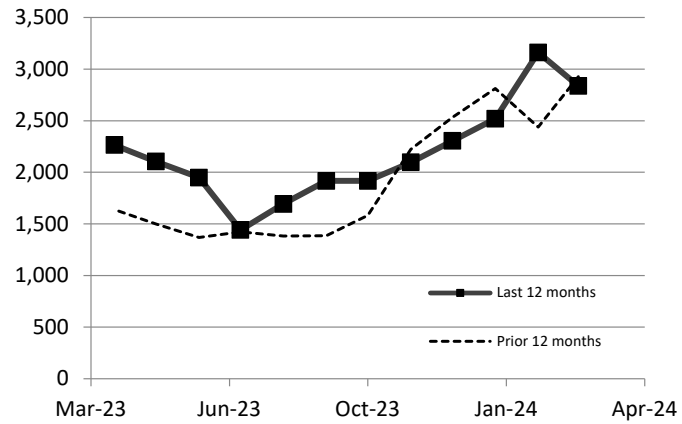
SOCWA Ocean Outfall Discharges by Agency

SOCWA Operational Report March, 2024 (cont'd)

Agency	SJCOO (mgd)	SJCOO (%)	ACOO (mgd)	ACOO (%)	Total (mgd)
CLB			1.59	9.06%	1.59
EBSD			0.08	0.45%	0.08
SCWD	2.00	13.81%	1.02	5.77%	3.01
MNWD	3.05	21.10%	7.43	42.25%	10.48
ETWD			3.66	20.79%	3.66
CSJC	2.70	18.67%			2.70
SMWD	3.19	22.05%			3.19
CSC	3.52	24.37%			3.52
IRWD			3.81	21.68%	3.81
Total	14.45	100.00%	17.59	100.00%	32.04
or Acre-Feet per year equivalent					35,886

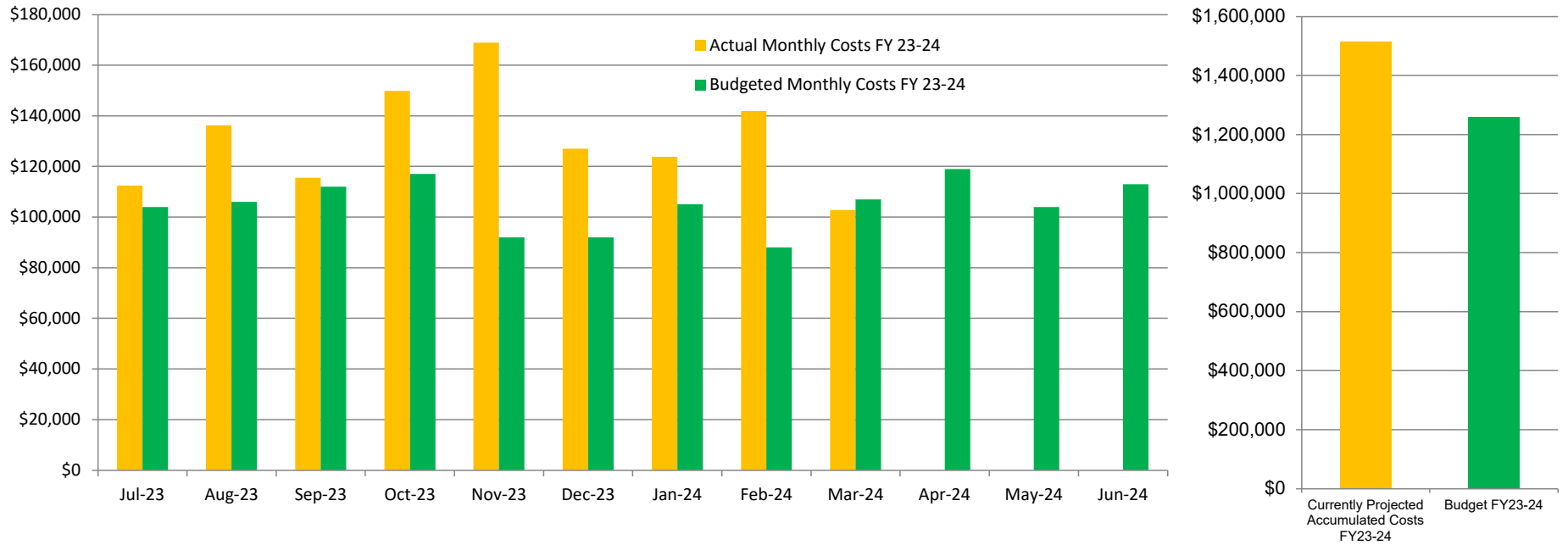
12-Month Running Total Discharge to Ocean Outfalls (AF)

Mar-24	2,837
Feb-24	3,161
Jan-24	2,519
Dec-23	2,305
Nov-23	2,097
Oct-23	1,916
Sep-23	1,917
Aug-23	1,693
Jul-23	1,442
Jun-23	1,949
May-23	2,105
Apr-23	2,265
Total	26,205



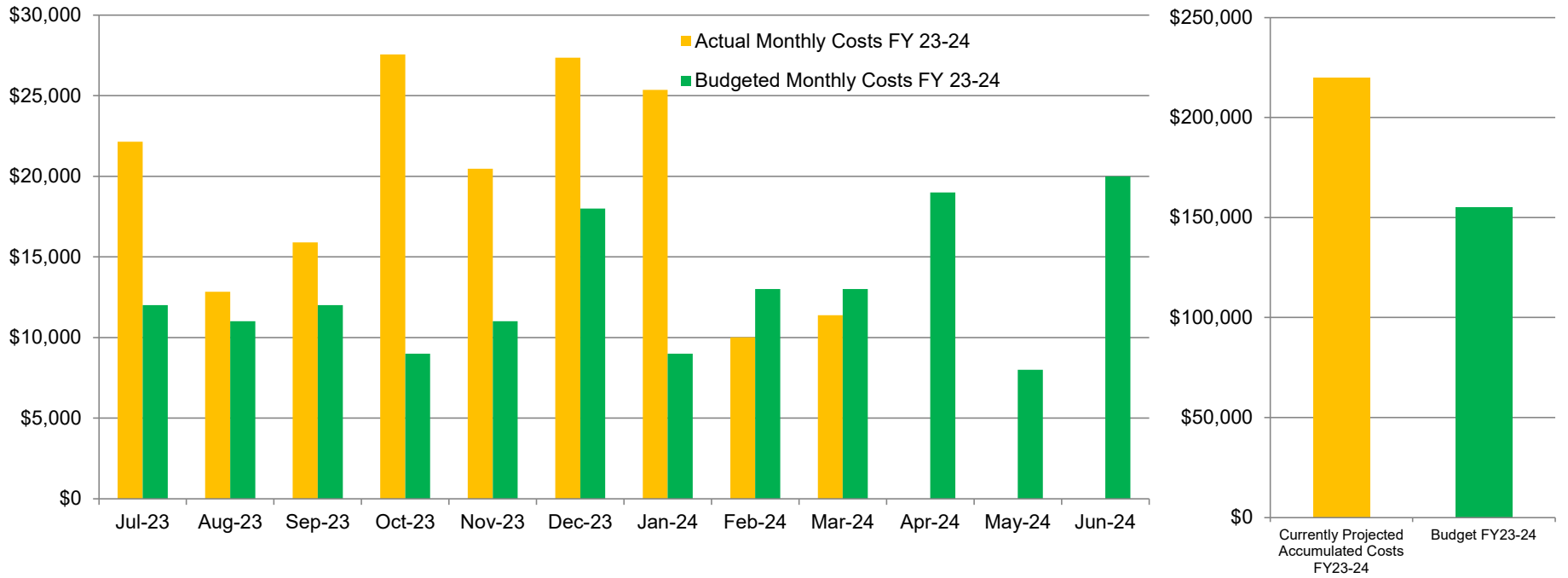
Quarterly Report on Key Operational Expenses

Electricity (5002) Costs



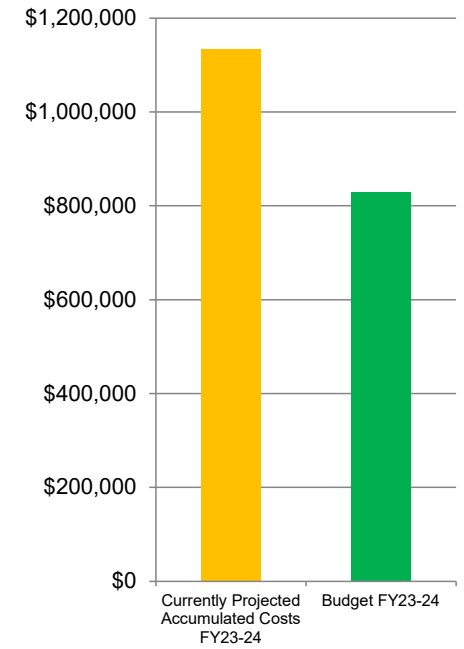
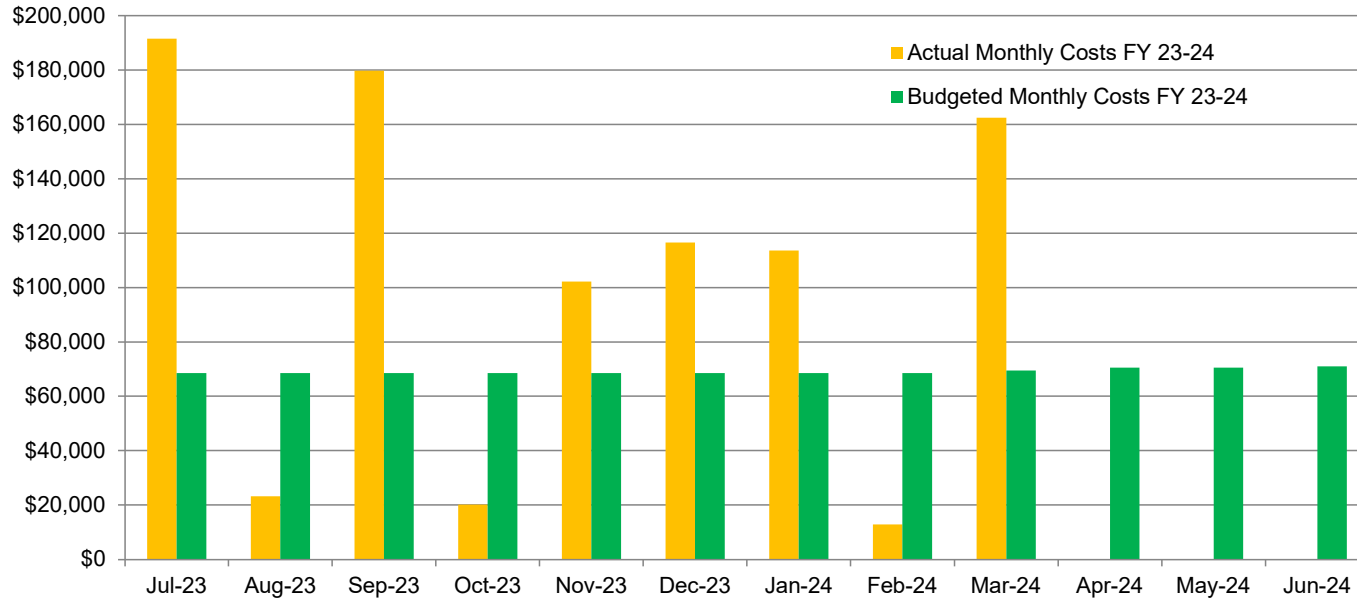
	Jul-23	Aug-23	Sep-23	Oct-23	Nov-23	Dec-23	Jan-24	Feb-24	Mar-24	Apr-24	May-24	Jun-24	Currently Projected Accumulated Costs FY23-24	\$1,514,227
Actual Monthly Costs FY 23-24	\$112,410	\$136,183	\$115,572	\$149,817	\$168,819	\$126,982	\$123,830	\$141,847	\$102,768				Budget FY23-24	\$1,260,000
Budgeted Monthly Costs FY 23-24	\$104,000	\$106,000	\$112,000	\$117,000	\$92,000	\$92,000	\$105,000	\$88,000	\$107,000	\$119,000	\$104,000	\$113,000	Currently Projected Under(+)/Over (-) Budget	-\$254,227

Odor Control (5009) Costs



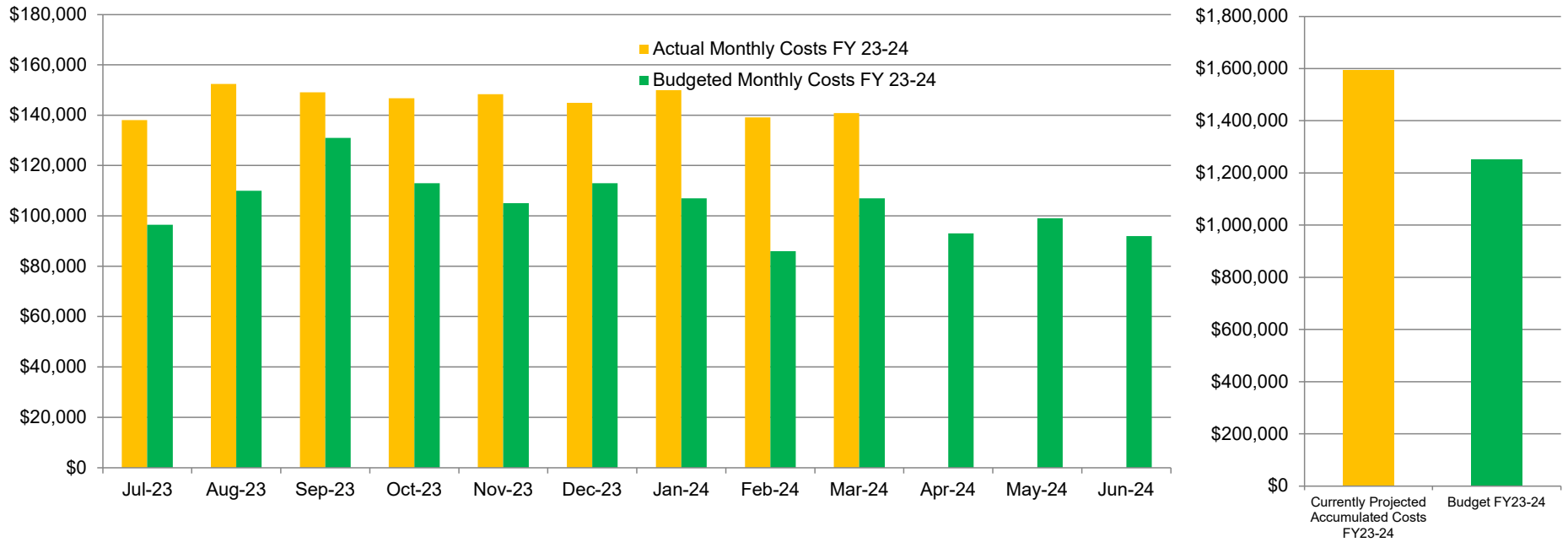
	Jul-23	Aug-23	Sep-23	Oct-23	Nov-23	Dec-23	Jan-24	Feb-24	Mar-24	Apr-24	May-24	Jun-24	Currently Projected Accumulated Costs FY23-24	\$219,986
Actual Monthly Costs FY 23-24	\$22,147	\$12,831	\$15,905	\$27,554	\$20,459	\$27,358	\$25,352	\$10,006	\$11,373				Budget FY23-24	\$155,000
Budgeted Monthly Costs FY 23-24	\$12,000	\$11,000	\$12,000	\$9,000	\$11,000	\$18,000	\$9,000	\$13,000	\$13,000	\$19,000	\$8,000	\$20,000	Currently Projected Under(+)/Over (-) Budget(1)	-\$64,986

Polymer (5007) Costs



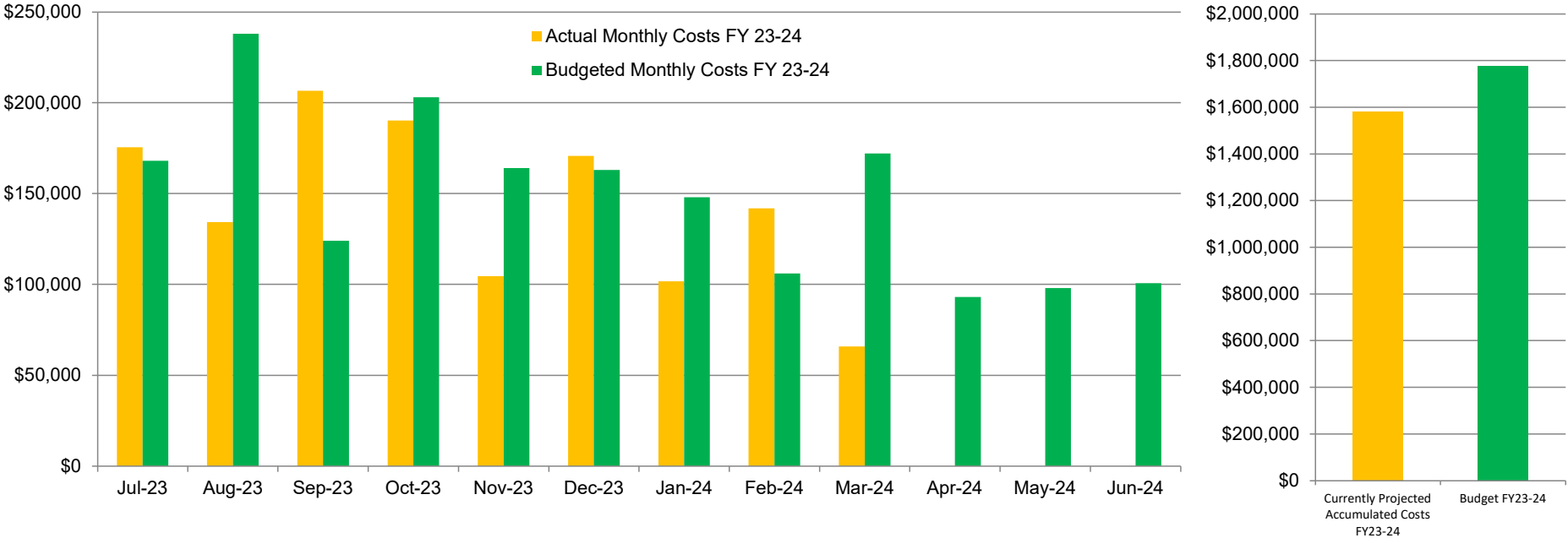
	Jul-23	Aug-23	Sep-23	Oct-23	Nov-23	Dec-23	Jan-24	Feb-24	Mar-24	Apr-24	May-24	Jun-24	Currently Projected Accumulated Costs FY23-24	\$1,134,475
Actual Monthly Costs FY 23-24	\$191,526	\$23,225	\$179,793	\$20,129	\$102,203	\$116,541	\$113,639	\$12,913	#####				Budget FY23-24	\$829,548
Budgeted Monthly Costs FY 23-24	\$68,500	\$68,500	\$68,500	\$68,500	\$68,500	\$68,500	\$68,500	\$68,500	\$69,500	\$70,500	\$70,500	\$71,048	Currently Projected Under(+)/Over (-) Budget(1)	-\$304,927

Biosolids (5049) Costs



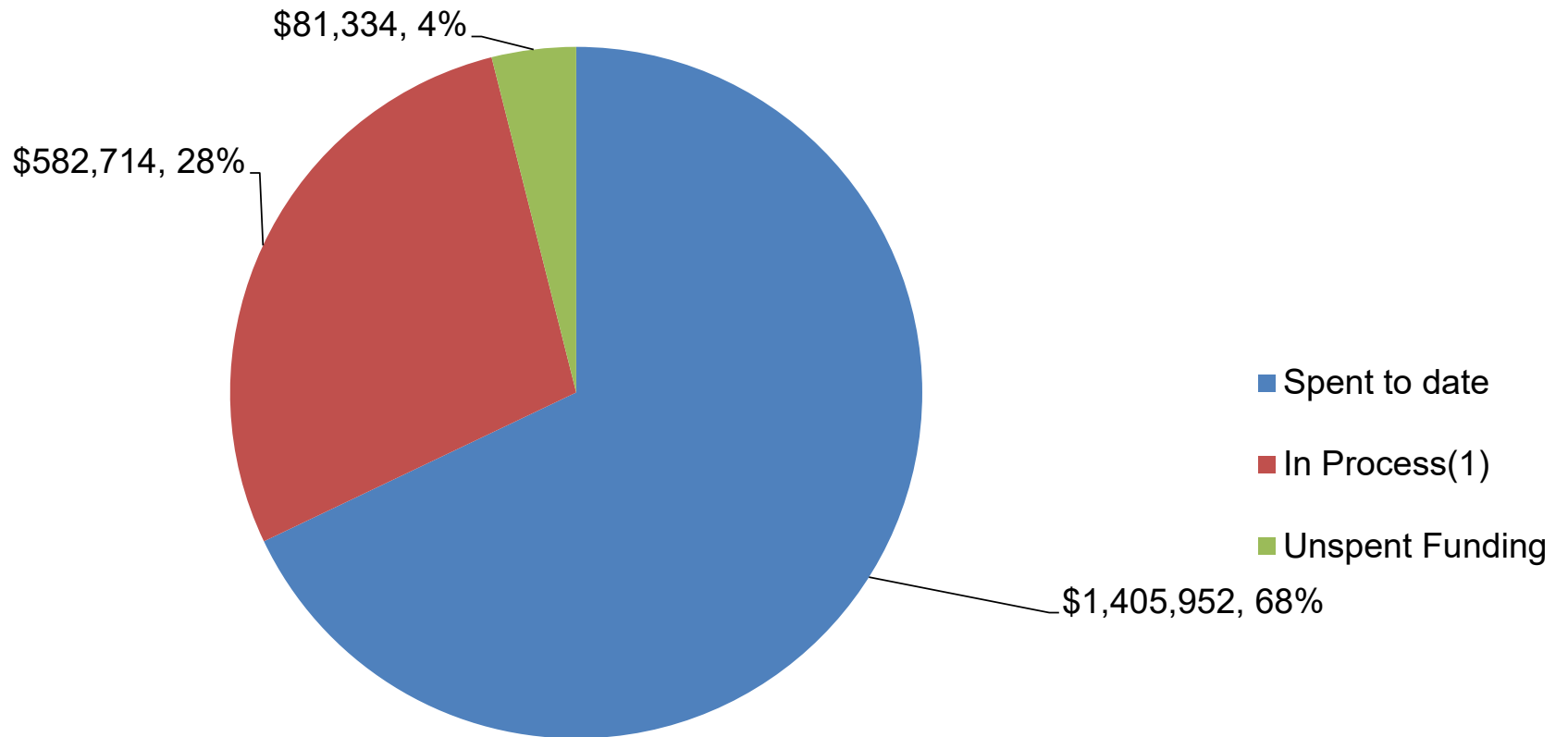
	Jul-23	Aug-23	Sep-23	Oct-23	Nov-23	Dec-23	Jan-24	Feb-24	Mar-24	Apr-24	May-24	Jun-24	Currently Projected Accumulated Costs FY23-24	\$1,593,159
Actual Monthly Costs FY 23-24	\$137,994	\$152,365	\$149,099	\$146,737	\$148,275	\$144,873	\$149,893	\$139,064	\$140,859				Budget FY23-24	\$1,252,500
Budgeted Monthly Costs FY 23-24	\$96,500	\$110,000	\$131,000	\$113,000	\$105,000	\$113,000	\$107,000	\$86,000	\$107,000	\$93,000	\$99,000	\$92,000	Currently Projected Under(+)/Over (-) Budget(1)	-\$340,659

Maintenance Repair (5056 to 5060) Costs



	Jul-23	Aug-23	Sep-23	Oct-23	Nov-23	Dec-23	Jan-24	Feb-24	Mar-24	Apr-24	May-24	Jun-24	Currently Projected Accumulated Costs FY23-24	\$1,582,690
Actual Monthly Costs FY 23-24	\$175,417	\$134,257	\$206,571	\$190,175	\$104,503	\$170,695	\$101,651	\$141,855	\$65,858				Budget FY23-24	\$1,777,708
Budgeted Monthly Costs FY 23-24	\$168,000	\$238,000	\$124,000	\$203,000	\$164,000	\$163,000	\$148,000	\$106,000	\$172,000	\$93,000	\$98,000	\$100,708	Currently Projected Under(+)/Over (-) Budget(1)	\$195,018

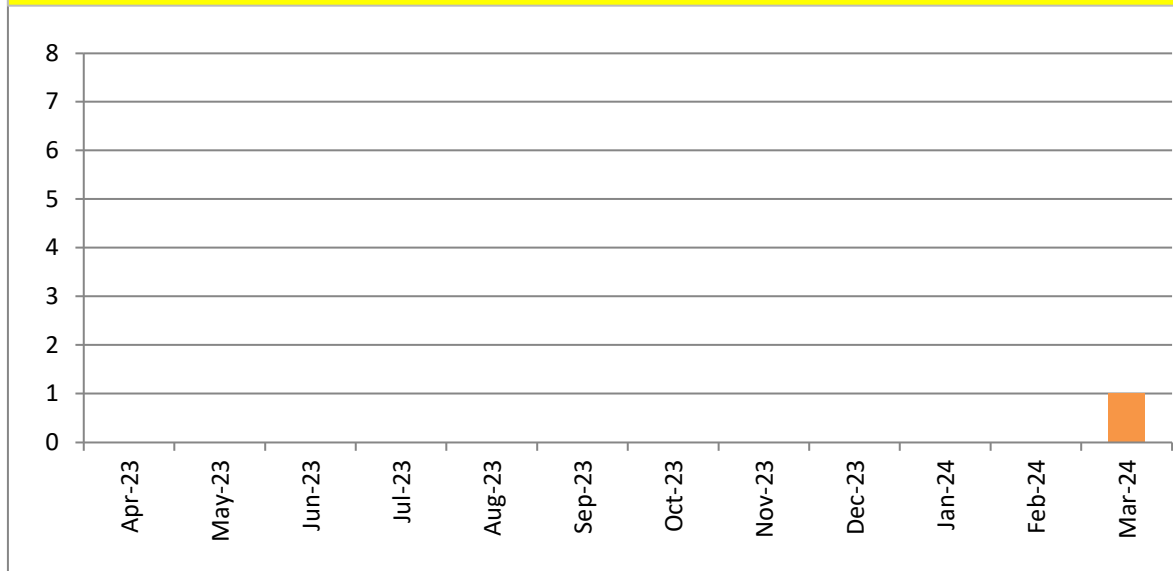
FY23-24 Small Internal Capital Costs



(1) In Process and Unspent purchases are being delayed due to ongoing supply chain disruptions.

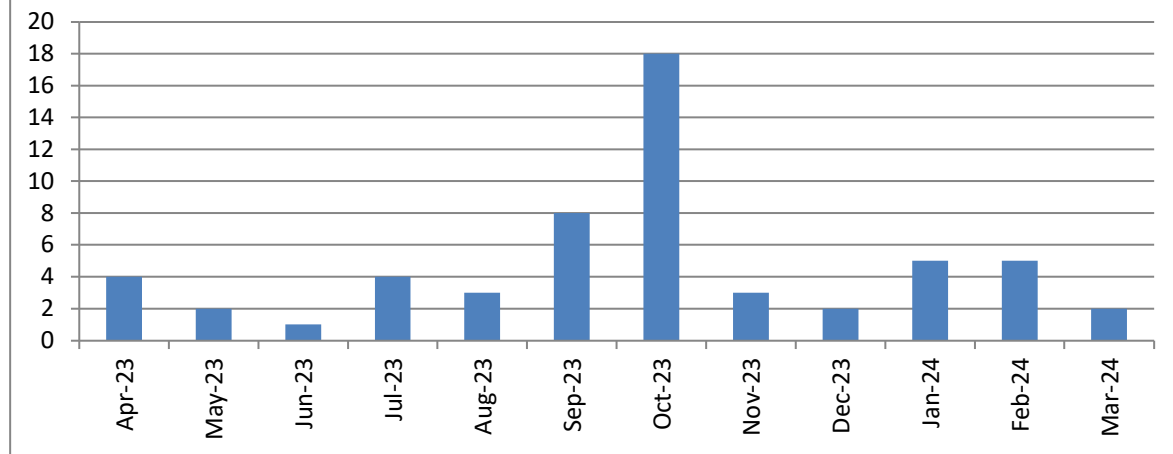
SOCWA SAFETY UPDATE - MARCH 2024

OSHA RECORDABLE INJURIES



	Apr-23	May-23	Jun-23	Jul-23	Aug-23	Sep-23	Oct-23	Nov-23	Dec-23	Jan-24	Feb-24	Mar-24
OSHA RECORDABLE INJURIES	0	0	0	0	0	0	0	0	0	0	0	1

NEAR MISS REPORTS



	Apr-23	May-23	Jun-23	Jul-23	Aug-23	Sep-23	Oct-23	Nov-23	Dec-23	Jan-24	Feb-24	Mar-24
NEAR MISS REPORTS	4	2	1	4	3	8	18	3	2	5	5	2

Updated: 4/8/2024

SAFETY TRAINING

TRAINING TOPIC	ATTENDANCE
Mar '24 - Annual Cal OSHA Heat Illness Training	95%
Feb '24 - Annual Bloodborne Pathogens Training	95%
Dec '23 - Defensive and Distracted Driver Training w/ CHP	90%
Nov '23 - Annual Audiometric Hearing Testing	100%
Oct '23 - Annual SPCCP Spill Response and Prevention Training	100%
Sept '23 - Annual Respirator Fit Testing and INITIAL Confined Space Entry Rescue Refresher Training	100%
August '23 - Confined Space Entry Rescue Refresher Training	95%
July '23 - Forklift Refresher Training	100%
June '23 - Annual 8-HR HAZWOPER Refresher Training	100%
May '23 - Emergency Tabletop Training Exercises and Fire Extinguisher Use Training	90% (of all SOCWA Employees)
Mar '23 - Annual Cal OSHA Heat Illness Training	100%
Mar '23 - Emergency PA System Use Training / Additional ICS Training	90%
Nov '22 - Hearing Testing/Confined Space Entry Rescue Training/Supervisor Safety Training	95%
September '22 - CPR/First Aid/AED Training (Initial and Refresher)	90% (of all SOCWA Employees)
June '22 - Active Shooter/Workplace Violence Training and SPCCP Spill Training	95% (of all SOCWA Employees)
Oct '21 - Annual Hearing Testing, Wildfire Safety/Smoke Training, Respirator Fit Testing	100%
Sept '21 - Annual BBP Training and Lifting Safety Training (with CSRMA, remotely)	90%
Aug '21 - Confined Space Rescue Refresher and Electrical Safety in the Workplace	100%
Oct/Nov '20 - Forklift Training and Additional ICS Training	95%
Oct '19 - Fall Protection Training, Additional ICS Training, and Spill Training	90%
Sept '19 - Wildland Fire Training and CPR/First Aid/AED Training	90%
Aug '19 - Initial Confined Space Entry Rescue and Additional Active Shooter Training	95%
March '19 - Annual Respirator Fit Testing and PPE Use Training	95%
September '18 - Silica Safety Training / October '18 - Crane Safety	100%
Aug '18 - Fire Awareness Safety for Field Personnel and Lockout/Tagout Training	100% (all SOCWA employees)
Jan '18 - Respiratory PPE Training/Fit Testing and Additional ICS Training	90%
Sept '17 - Active Shooter/Workplace Violence Training	100%
May '17 - Safety Culture Training & July/Aug '17 - Spill Response Training (hands on)	100%
Mar '17 - Fall Protection Training and CPR/First Aid/AED Training	100%
Jan '17 - Lockout/Tagout Training and Confined Space Rescue Practice/Training	100%
Oct '16 - Confined Space Awareness/Entry Rescue Training and Forklift Training	100%
May '16 - Entry Level NIMS/ICS Training at SOCWA and Heat Illness Training	100%
Feb '16 - Biomechanics/Ergonomics Training (CSRMA) and Bloodborne Pathogens Training	100%
Oct '15 and Jan '16 - Initial Confined Space Entry Rescue Training (3-day trainings)	100%
Sept '15 - Pre-Storm Workshop, Arc Flash Training, and Forklift Training	100%
Aug '15 - Fire Prevention for Water Utility Field Staff & Disaster Cost Recovery Training	100%
July '15 - Additional NIMS/ICS Training, Attend Water and Power Resiliency Workshop	Ongoing
June '15 - Initial Confined Space Awareness and Non-Entry Rescue Training	100%

Beach / Ocean Monitoring Report

ALISO CREEK OCEAN OUTFALL MONITORING REPORT

March 2024

DATE	IRWD LOS ALISOS WRP				EL TORO WRP				SOCWA REGIONAL PLANT				SOCWA COASTAL PLANT				IRWD IDP	IRWD SGU	SCWD ACWRF	ACOO FLOW	Rain Fall
	FLOW	TSS	cBOD	SS	FLOW	TSS	cBOD	SS	FLOW	TSS	cBOD	SS	FLOW	TSS	cBOD	SS	FLOW	FLOW	FLOW	FLOW	inches
	MGD	mg/L	mg/L	ml/L	MGD	mg/L	mg/L	ml/L	MGD	mg/L	mg/L	ml/L	MGD	mg/L	mg/L	ml/L	MGD	MGD	MGD	MGD	
03/01/24	3.558	18.0	10.0	<0.1	3.676	27.7	8.2	0.1	7.390	8.6	5.0	0.2	2.563	9.2	5.0	<0.1	0.389	0.000	0.129	17.705	0.04
03/02/24	3.077	18.0		<0.1	4.200	12.8	7.0	0.1	7.35	8.4	4.0		2.358		5.0		0.390	0.000	0.135	17.510	0.20
03/03/24	3.088	16.0	8.6	<0.1	3.961	20.8	7.6	<0.1	7.860	8.8	6.0	0.1	2.692	3.2	6.0	<0.1	0.389	0.000	0.122	18.112	0.20
03/04/24	3.501	12.0	8.1	<0.1	3.787	8.3		<0.1	8.220	8.8	4.0	0.3	2.717	7.6	9.0	<0.1	0.389	0.000	0.157	18.771	0.00
03/05/24	4.241	16.0	18.0	<0.1	3.370	13.8	6.4	<0.1	7.860	6.6	10.0	0.1	2.552	6.4	4.0	<0.1	0.390	0.000	0.139	18.552	0.00
03/06/24	3.546	18.0	18.0	0.2	3.910	18.0	6.1	<0.1	7.580	7.0	3.0	<0.1	2.491	11.6	4.0	<0.1	0.389	0.000	0.105	18.021	0.59
03/07/24	3.649	18.0	7.2	0.1	3.711	18.7	7.0	<0.1	8.200	7.6	4.0	0.2	2.761	2.2	3.0	0.1	0.390	0.000	0.000	18.711	0.00
03/08/24	3.638	15.0	7.9	0.1	3.822	11.8	6.2	0.1	8.220	8.0	4.0	0.2	2.670	2.0	3.0	<0.1	0.389	0.000	0.139	18.878	0.00
03/09/24	3.338	14.0		<0.1	3.816	20.8	8.0	0.1	7.800	7.2	4.0		2.898	1.2	4.0		0.390	0.000	0.109	18.351	0.00
03/10/24	3.311	13.0	8.0	<0.1	3.680	14.4	7.6	0.2	7.630	8.0	5.0	0.1	2.890	10.0	5.0	<0.1	0.373	0.000	0.000	17.884	0.00
03/11/24	3.434	12.0	8.9	<0.1	3.117	13.0		0.1	7.910	6.6	5.0	0.1	2.795	7.4	4.0	<0.1	0.389	0.000	0.000	17.645	0.04
03/12/24	3.535	13.0	8.2	0.1	3.856	21.2	10.3	0.1	6.210	7.0	5.0	0.2	2.832	6.0	6.0	<0.1	0.389	0.000	0.000	16.822	0.00
03/13/24	3.439	15.0	8.8	<0.1	3.696	24.0	10.0	<0.1	5.490	8.0	4.0	0.4	2.828	6.5	6.0	<0.1	0.390	0.000	0.000	15.843	0.00
03/14/24	3.335	16.0	8.6	0.4	3.388	19.3	9.0	<0.1	6.750	7.0	4.0	0.1	2.857	4.9	4.0	0.1	0.388	0.000	0.000	16.718	0.00
03/15/24	3.213	21.0	10.0	<0.1	3.135	20.0	8.3	<0.1	7.540	5.7		<0.1	2.633	9.1	6.0	<0.1	0.390	0.000	0.128	17.039	0.00
03/16/24	3.192	12.0		<0.1	3.589	19.4	14.9	0.1	7.350	5.6	4.0		2.664	6.3	4.0		0.391	0.000	0.020	17.206	0.00
03/17/24	3.238	11.0	10.0	<0.1	3.309	12.4	8.5	<0.1	7.520	7.6	4.0	0.1	2.798	2.7	4.0	<0.1	0.391	0.000	0.000	17.256	0.00
03/18/24	3.311	14.0	8.3	<0.1	3.342	13.7		0.1	5.520	8.6	5.0	0.2	2.895	7.8	6.0	<0.1	0.391	0.000	0.007	15.466	0.04
03/19/24	3.797	12.0	8.8	0.1	3.627	23.0	9.0	0.1	5.700	6.0	4.0	0.3	1.987	8.3	7.0	<0.1	0.391	0.000	0.000	15.502	0.00
03/20/24	3.388	13.0	9.6	<0.1	3.696	16.0	6.8	0.1	7.490	7.0	3.0	0.2	2.353	6.1	6.0	0.1	0.221	0.000	0.023	17.171	0.00
03/21/24	3.348	9.4	10.0	<0.1	2.775	34.4	12.0	0.1	7.260	6.4	4.0	0.1	2.512	1.2	3.0	0.1	0.390	0.000	0.000	16.285	0.00
03/22/24	3.341	8.9	11.0	<0.1	3.063	38.0	14.5	0.2	7.240	7.2	5.0	0.2	2.777	2.1	5.0	0.1	0.391	0.000	0.000	16.812	0.00
03/23/24	3.348	16.0		<0.1	3.628	30.8	11.0	0.2	7.140	6.6	4.0		2.197	5.6	5.0		0.391	0.000	0.000	16.704	0.39
03/24/24	3.451	15.0	8.5	<0.1	3.448	20.8		0.2	7.810	5.7		<0.1	2.932	7.7		<0.1	0.392	0.000	0.000	18.033	0.00
03/25/24	3.465	16.0	10.0	<0.1	3.227	13.6		0.1	7.940	7.0	4.0	<0.1	2.863	7.2	10.0	<0.1	0.391	0.000	0.000	17.886	0.00
03/26/24	3.336	19.0	11.0	<0.1	3.726	16.2	7.0	<0.1	7.660	4.8	4.0	0.2	2.114	6.1	6.0	<0.1	0.391	0.000	0.000	17.227	0.00
03/27/24	3.418	20.0	10.0	<0.1	2.966	12.8	5.3	<0.1	7.430	6.6	4.0	0.4	2.681	3.5	4.0	<0.1	0.391	0.000	0.000	16.886	0.00
03/28/24	3.437	18.0	11.0	<0.1	4.747	14.2	5.0	<0.1	7.380	5.1	13.0	0.1	2.778	1.4	3.0	<0.1	0.391	0.000	0.000	18.733	0.00
03/29/24	3.486	19.0		<0.1	3.879	14.0	5.6	<0.1	7.280	6.3	4.0	0.1	2.832	6.3	4.0	<0.1	0.348	0.000	0.000	17.825	0.00
03/30/24	3.406	19.0		<0.1	4.308	15.2	6.0	0.1	7.800	6.0	4.0		2.815	2.6	3.0		0.391	0.000	0.000	18.720	1.57
03/31/24	3.472	16.0	9.1	<0.1	4.906	11.8	5.3	<0.1	9.850	7.0	4.0	<0.1	3.594	7.6	6.0	<0.1	0.391	0.000	0.052	22.265	1.14
AVG	3.430	15.3	9.9	<0.1	3.657	18.4	8.2	<0.1	7.432	7.0	4.7	<0.2	2.688	5.7	5.0	<0.1	0.383	0.000	0.041	17.630	
TOTAL	106.34				113.36				230.38				83.33				11.87	0.00	1.265	546.54	4.21

Unified Beach Monitoring

#1

South Orange County Wastewater Authority-Aliso Creek Ocean Outfall

REPORT FOR: March 2024
 REPORT DUE: May 1 2024
 SAMPLE SOURCE: Surf zone
 TYPE OF SAMPLE: Grab

REPORT FREQUENCY: Monthly
 EXACT SAMPLE POINTS: As specified in Unified Monitoring Plan
 SAMPLES COLLECTED BY: SOCWA Lab
 SAMPLES ANALYZED BY: SOCWA Lab

Tidal Condition: High Tide 12:08

Weather: Clear

COMMENTS:

STA#	DATE	TIME	Total	Fecal	Entero-	Material of Sewage		Oil & Grease	Odor	Water Color	H2O Temp(F)	Water Condition	Water Outlet	Birds
			Coliform CFU/100ml SM9222B	Coliform CFU/100ml SM9222D	coccus CFU/100ml EPA 1600	Onshore	Offshore							
S3	03/05/24	08:15	<10	10	2	None	None	None	None	Green		Clear		
S4	03/05/24	10:35	<10	<10	<2	None	None	None	None	Green		Clear		
S5	03/05/24	10:20	<10	10	4	None	None	None	None	Green		Clear		
S6	03/05/24	09:55	<10	<10	<2	None	None	None	None	Green		Clear		
WEST	03/05/24	09:45	<10	<10	<2	None	None	None	None	Green		Clear		
S7	03/05/24	09:35	<10	<10	2	None	None	None	None	Green		Clear		
S8	03/05/24	09:30	<10	<10	<2	None	None	None	None	Blue		Clear		
S9	03/05/24	09:15	10	<10	4	None	None	None	None	Green		Slightly Turbid		
ACM1	03/05/24	09:05	410	120	10	None	None	None	None	Green		Slightly Turbid	Flowing	
S10	03/05/24	08:55	10	<10	<2	None	None	None	None	Green		Clear		
S11	03/05/24	08:45	<10	<10	2	None	None	None	None	Green		Clear		
S12	03/05/24	08:35	<10	<10	<2	None	None	None	None	Green	58	Clear		

RECEIVING WATER LIMITATIONS: Single Sample Maximum - Total coliform density shall not exceed 10,000 per 100ml; Fecal coliform density shall not exceed 400 per 100ml; Enterococcus density shall not exceed 104 per 100ml.

Unified Beach Monitoring

#2

South Orange County Wastewater Authority-Aliso Creek Ocean Outfall

REPORT FOR: March 2024

REPORT FREQUENCY: Monthly

REPORT DUE: May 1, 2024

EXACT SAMPLE POINTS: As specified in Unified Monitoring Plan

SAMPLE SOURCE: Receiving water surf zone

SAMPLES COLLECTED BY: SOCWA Lab

TYPE OF SAMPLE: Grab

SAMPLES ANALYZED BY: SOCWA Lab

Tidal Condition: High Tide 10:20

Weather: Partly Cloudy

COMMENTS: No signs of Huntington Beach Oil sheen. No tar balls or other evidence of petroleum c

STA#	DATE	TIME	Total	Fecal	Entero-	Material of Sewage		Oil & Grease	Odor	Water Color	H2O Temp(F)	Water Condition	Water Outlet	Birds
			Coliform CFU/100ml SM9222B	Coliform CFU/100ml SM9222D	coccus CFU/100ml EPA 1600	Onshore	Offshore							
S3	03/11/24	08:04	140	10	6	None	None	None	None	Blue	55	Clear		
S4	03/11/24	10:39	90	10	4	None	None	None	None	Blue		Clear		
S5	03/11/24	10:27	40	10	2	None	None	None	None	Blue		Clear		
S6	03/11/24	10:14	500	30	32	None	None	None	None	Blue		Clear		
WEST	03/11/24	10:08	20	<10	<2	None	None	None	None	Blue		Clear		
S7	03/11/24	10:01	30	<10	480	None	None	None	None	Blue		Clear		
S8	03/11/24	09:55	30	130	20	None	None	None	None	Blue		Clear		
S9	03/11/24	09:47	280	190	52	None	None	None	None	Blue		Clear		
ACM1	03/11/24	09:37	20	<10	56	None	None	None	None	Blue		Clear	Flowing	
S10	03/11/24	09:21	<10	<10	<2	None	None	None	None	Blue		Clear		
S11	03/11/24	09:14	<10	<10	<2	None	None	None	None	Blue		Clear		
S12	03/11/24	09:09	<10	<10	<2	None	None	None	None	Blue		Clear		

RECEIVING WATER LIMITATIONS: Single Sample Maximum - Total coliform density shall not exceed 10,000 per 100ml; Fecal coliform density shall not exceed 400 per 100ml; Enterococcus density shall not exceed 104 per 100m

South Orange County Wastewater Authority-Aliso Creek Ocean Outfall

REPORT FOR: March 2024
 REPORT DUE: May 1, 2024
 SAMPLE SOURCE: Receiving water surf zone
 TYPE OF SAMPLE: Grab

REPORT FREQUENCY: Monthly
 EXACT SAMPLE POINTS: As specified in Unified Monitoring Plan
 SAMPLES COLLECTED BY: SOCWA Lab
 SAMPLES ANALYZED BY: SOCWA Lab

Tidal Condition: High Tide 07:09

Weather: Clear

COMMENTS:

STA#	DATE	TIME	Total	Fecal	Entero-	Material of Sewage		Oil & Grease	Odor	Water Color	H2O Temp(F)	Water Condition	Water Outlet	Birds
			Coliform CFU/100ml SM9222B	Coliform CFU/100ml SM9222D	coccus CFU/100ml EPA 1600	Onshore	Offshore							
S3	03/20/24	07:55	10	<10	<2	None	None	None	None	Green	59	Clear	Flowing	
S4	03/20/24	10:49	<10	<10	<2	None	None	None	None	Green		Clear		
S5	03/20/24	10:15	20	<10	4	None	None	None	None	Green		Clear		
S6	03/20/24	09:45	10	10	<2	None	None	None	None	Green		Clear		
WEST	03/20/24	09:42	10	<10	<2	None	None	None	None	Green		Clear		
S7	03/20/24	09:36	<10	<10	<2	None	None	None	None	Green		Clear		
S8	03/20/24	09:18	<10	<10	2	None	None	None	None	Green		Clear		
S9	03/20/24	09:15	10	<10	<2	None	None	None	None	Green		Clear		
ACM1	03/20/24	09:07	13300	640	48	None	None	None	None	Green		Clear		
S10	03/20/24	08:41	20	<10	<2	None	None	None	None	Green		Clear		
S11	03/20/24	08:36	140	10	2	None	None	None	None	Green		Clear		
S12	03/20/24	08:30	30	10	34	None	None	None	None	Green		Clear		

RECEIVING WATER LIMITATIONS: Single Sample Maximum - Total coliform density shall not exceed 10,000 per 100ml; Fecal coliform density shall not exceed 400 per 100ml; Enterococcus density shall not exceed 104 per 100ml.

South Orange County Wastewater Authority-Aliso Creek Ocean Outfall

REPORT FOR: March 2024
 REPORT DUE: May 1, 2024
 SAMPLE SOURCE: Receiving water surf zone
 TYPE OF SAMPLE: Grab

REPORT FREQUENCY: Monthly
 EXACT SAMPLE POINTS: As specified in Unified Monitoring Plan
 SAMPLES COLLECTED BY: SOCWA Lab
 SAMPLES ANALYZED BY: SOCWA Lab

Tidal Condition: High Tide 10:16

Weather: Clear

COMMENTS:

STA#	DATE	TIME	Total Coliform	Fecal Coliform	Entero-coccus	Material of Sewage Origin		Oil & Grease	Odor	Water Color	H2O Temp(F)	Water Condition	Water Outlet	Birds
			CFU/100ml SM9222B	CFU/100ml SM9222D	CFU/100ml EPA 1600	Onshore	Offshore							
S3	03/26/24	08:10	20	<10	<2	None	None	None	None	Green	56	Clear		
S4	03/26/24	11:15	<10	<10	2	None	None	None	None	Green		Clear		
S5	03/26/24	11:00	<10	<10	10	None	None	None	None	Green		Clear		
S6	03/26/24	10:40	<10	<10	<2	None	None	None	None	Green		Clear		
WEST	03/26/24	10:35	<10	<10	<2	None	None	None	None	Green		Clear		
S7	03/26/24	10:25	<10	<10	<2	None	None	None	None	Green		Clear		
S8	03/26/24	10:15	<10	<10	<2	None	None	None	None	Blue		Clear		
S9	03/26/24	09:55	20	20	<2	None	None	None	None	Green		Clear		
ACM1	03/26/24	09:45	170	<10	2	None	None	None	None	Green		Slightly Turbid	Flowing	
S10	03/26/24	09:15	<10	<10	<2	None	None	None	None	Green		Clear		
S11	03/26/24	09:05	10	<10	<2	None	None	None	None	Green		Clear		
S12	03/26/24	08:55	20	10	<2	None	None	None	None	Green		Clear		

RECEIVING WATER LIMITATIONS: Single Sample Maximum - Total coliform density shall not exceed 10,000 per 100ml; Fecal coliform density shall not exceed 400 per 100ml; Enterococcus density shall not exceed 104 per 100ml.

Unified Beach Water Quality Sample Station Map – Aliso Creek Ocean Outfall



Aliso Creek Ocean Outfall

Unified Beach Water Quality Monitoring Stations

SOCWA's NPDES discharge permit requires participation in the South Orange County Unified Beach Water Quality Monitoring Program. The monitoring stations below are tested by SOCWA at least once per week for Total and Fecal Coliform and Enterococcus Bacteria.

Station	Location
S3	Three Arch Bay Beach; 10,000' down-coast from ACOO
S4	Ninth Street-1000 Steps; 5,000' down-coast from ACOO
S5	Laguna Lido Beach; 4,000 down-coast from ACOO
West	West Street Drain; 2,000' down-coast from ACOO
S6	Table Rock Beach; 3,000' down-coast from ACOO
S7	Camel Point Beach; 2,000' down-coast from ACOO
S8	Aliso Beach south; 1,000' down-coast from ACOO
S9	Aliso Beach middle; at ACOO
ACM1	Aliso Beach at Aliso Creek Outlet
S10	Aliso Beach north; 1,000' up-coast of ACOO
S11	Treasure Island Beach; 2,000' up-coast of ACOC
S12	Goff Island Beach; 3,000' up-coast of ACOO

MONITORING REPORT

Off Shore Stations

South Orange County Wastewater Authority

DISCHARGE: Aliso Creek Ocean Outfall

Report For: March 2024

Report Frequency: Monthly

Report Due: May 1, 2024

Sample Source: Receiving water, nearshore and offshore

Sampling Frequency: Monthly

Exact Sample Points: As specified in permit

Type of Sample: Grab

Samples Collected By: Seaventures/SOCWA staff

Samples Analyzed By: SOCWA Lab

Comments: Low Tide 12:25, Foam and Grass at A-3

Sta No.	Sample Depth	Sample Date	Total Coliform CFU/100ml SM9222B	Fecal Coliform CFU/100ml SM9222D	Enterococcus CFU/100ml EPA 1600	Sample Time	Oil & Grease	Sewage Debris	0 - None 1 - Mild 2 - Moderate 3 - Severe
A-1	Surface	03/05/24	<2	<2	<2	08:11			
A-1	Mid depth	03/05/24	<10	<10	<10				
A-2	Surface	03/05/24	<2	<2	<2	08:05			
A-2	Mid depth	03/05/24	10	10	<10				
A-3	Surface	03/05/24	<2	<2	<2	08:32			
A-3	Mid depth	03/05/24	<10	<10	<10				
A-4	Surface	03/05/24	<2	<2	<2	08:39			
A-4	Mid depth	03/05/24	10	40	<10				
A-5	Surface	03/05/24	<2	<2	<2	08:15			
A-5	Mid depth	03/05/24	<10	<10	<10				
B-1	Surface	03/05/24	<2	<2	<2	07:52			
B-1	Mid depth	03/05/24	<10	<10	<10				
B-2	Surface	03/05/24	<2	<2	<2	08:49			
B-2	Mid depth	03/05/24	<10	<10	<10				
N1	Surface	03/05/24	2	<2	<2	09:09			
N2	Surface	03/05/24	4	2	<2	09:07			
N3	Surface	03/05/24	10	<2	<2	09:05			
N4	Surface	03/05/24	10	<2	<2	09:04			
N5	Surface	03/05/24	34	<2	2	09:02			
N6	Surface	03/05/24	66	<2	4	09:00			
N7	Surface	03/05/24	<2	<2	2	08:57			

REQUIREMENT: (1) Floating particulates and grease and oil shall not be visible. (2) The discharge of waste shall not cause aesthetically undesirable discoloration of the ocean surface.

Receiving Water Limitations: (1)30-Day geometric mean of fecal coliform density not to exceed 200CFU/100 mL

calculated based on the five most recent samples from each site (2)single sample max not to exceed 400 CFU/100mL

(3) Enterococcus 6-week rolling geometric mean not to exceed 30 CFU/100 mL, calculated weekly. (4) Statistical threshold value (STV)

of 110 CFU/100 mL for enterococcus not to be exceeded by more than 10% of samples collected in a calendar month, calculated in a static manner

**Compliance Summary Report
Aliso Creek Ocean Outfall 2024**

ACOO Permit Order No. R9-2022-0006							
Agency - Facility	Violation Date	Constituent	Effluent Limit Violation	Units	Permit Limit	Reported Value	Potential Fine
No violations during this monitoring period.							



SOCWA and MEMBER AGENCY FACILITIES
ACOO Spill / Overflow Report Log - 2024
Order No. R9-2022-0006 ~ NPDES Permit No. CA0107611

Reporting Agency	Responsible Agency	Estimated Volume (Gallons)	Type of Discharge	Location/Comments	Receiving Waters	Date Reported To State	Date Resolved
				No Spills During this Monitoring Period			

SAN JUAN CREEK OCEAN OUTFALL MONITORING REPORT

March 2024

DATE	J.B. LATHAM FACILITY				SAN CLEMENTE WRP				SMWD CHIQUITA WRP				3-A PLANT				CSJC	SCWD	SJCOO	Rain
	FLOW MGD	TSS mg/L	cBOD mg/L	SS ml/L	FLOW MGD	TSS mg/L	cBOD mg/L	SS ml/L	FLOW MGD	TSS mg/L	cBOD mg/L	SS ml/L	FLOW MGD	TSS mg/L	cBOD mg/L	SS ml/L	Desalter FLOW MGD	Desalter FLOW MGD	FLOW MGD	Fall inches
03/01/24	8.210	9.3	8.1	<0.1	3.565	8.7	7.0	<0.1	0.000				1.593	7.8	5.5	<0.1	0.470	0.173	14.630	0.04
03/02/24	8.180	10.5	8.4		3.750		7.0		0.000				1.704				0.470	0.177	14.160	0.20
03/03/24	8.360	12.5	13.7	<0.1	3.290				0.050	3.8	5.6	<0.1	1.703				0.470	0.172	14.160	0.20
03/04/24	8.560	12.1	15.0	<0.1	3.510	9.8	6.0	<0.1	0.047	1.4	7.0	<0.1	1.641	6.0	3.8	<0.1	0.470	0.178	14.530	0.00
03/05/24	8.090	8.8	7.8	<0.1	2.807	9.4	8.0	<0.1	0.000				1.649	8.4	5.4	<0.1	0.470	0.178	13.990	0.00
03/06/24	7.890	9.8	7.4	<0.1	3.330	10.3	8.0	<0.1	0.337	4.6	2.8	<1.0	1.733	6.0	4.2	<0.1	0.470	0.174	13.720	0.59
03/07/24	8.650	8.9	8.0	0.1	3.725	10.8	7.0	<0.1	0.000				1.689	4.8	3.5	<0.1	0.460	0.175	15.480	0.00
03/08/24	8.710	7.0	6.7	<0.1	4.040	7.7	5.0	<0.1	0.000				1.661	6.8	4.4	<0.1	0.530	0.175	15.130	0.00
03/09/24	8.510	9.4	7.0		3.808		8.0		0.000				1.653				0.530	0.166	14.900	0.00
03/10/24	8.220	9.2	7.4	<0.1	4.110				0.000				1.672				0.510	0.006	15.020	0.00
03/11/24	8.410	9.3	8.9	<0.1	4.010	8.8	8.0	<0.1	0.000				1.582	7.0	4.2	<0.1	0.530	0.167	14.920	0.04
03/12/24	8.280	9.5	6.7	0.4	4.074	9.5	7.0	<0.1	0.000				1.418	6.6	4.0	<0.1	0.530	0.173	15.100	0.00
03/13/24	8.010	6.4	5.7	<0.1	3.996	8.4	7.0	<0.1	0.026	1.8	1.7	<0.1	1.599	7.4	5.1	<0.1	0.530	0.176	14.610	0.00
03/14/24	8.240	7.8	6.6	0.1	3.789	9.6	5.0	<0.1	0.000				1.591	7.0	5.2	<0.1	0.530	0.172	14.580	0.00
03/15/24	8.070	6.7	6.3	<0.1	3.796	9.3	7.0	<0.1	0.000				1.615	7.8	5.5	<0.1	0.530	0.176	14.290	0.00
03/16/24	8.330	7.9	7.5		3.658		6.0		0.000				1.589				0.530	0.173	14.300	0.00
03/17/24	8.300	10.7	9.2	<0.1	3.611				0.000				1.648				0.530	0.177	14.390	0.00
03/18/24	8.170	11.6	7.7	<0.1	3.805	9.2	8.0	<0.1	0.001	3.0	4.4	<0.1	1.650	5.8	4.2	<0.1	0.470	0.177	14.490	0.04
03/19/24	8.030	9.8	13.3	<0.1	3.189	9.2	9.0	<0.1	0.000				1.592	6.0	5.2	<0.1	0.510	0.174	14.140	0.00
03/20/24	7.960	9.9	6.6	<0.1	3.059	8.6	8.0	<0.1	0.002	1.2	2.0	<0.1	1.532	6.6	4.8	<0.1	0.510	0.176	13.510	0.00
03/21/24	8.270	9.8	8.3	0.1	3.177	8.0	6.0	<0.1	0.014	1.4	2.0	<0.1	1.595	6.8	4.5	<0.1	0.500	0.178	13.880	0.00
03/22/24	8.020	9.9	8.0	0.2	3.049	9.3	7.0	<0.1	0.011	0.6	2.2	<0.1	1.539	6.2	5.1	<0.1	0.500	0.007	13.840	0.00
03/23/24	7.890	8.5	8.4		3.473		10.0		0.000				1.644				0.500	0.170	13.570	0.39
03/24/24	8.520	9.8		<0.1	3.491				0.065	2.0	8.2	<0.1	1.620				0.500	0.176	14.610	0.00
03/25/24	8.230	13.5	10.5	<0.1	3.133	8.2	9.0	<0.1	0.002	4.4	6.3	<0.1	1.584	9.4	6.8	<0.1	0.500	0.174	14.110	0.00
03/26/24	8.000	10.0	8.0	0.3	3.192	8.6	8.0	<0.1	0.000				1.590	7.2	5.8	<0.1	0.500	0.177	13.710	0.00
03/27/24	7.930	9.8	6.9	0.1	3.456	10.0	10.0	0.1	0.110	8.8	2.9	0.1	1.586	9.8	6.8	<0.1	0.500	0.178	14.860	0.00
03/28/24	7.810	8.0	14.2	<0.1	3.213	10.3	11.0	<0.1	0.000				1.592	8.8	6.0	<0.1	0.490	0.176	13.990	0.00
03/29/24	7.690	9.1	6.7	<0.1	3.062	10.3	8.0	<0.1	0.000				1.723	6.6	4.8	<0.1	0.490	0.173	13.440	0.00
03/30/24	8.110	8.4	5.7		3.351		7.0		0.000				2.059				0.490	0.177	13.600	1.57
03/31/24	10.220	27.9	15.8	<0.1	3.653				0.297	1.6	7.4	<0.1	2.101				0.490	0.175	17.780	1.14
AVG	8.254	10.1	8.7	<0.1	3.522	9.2	7.6	<0.1	0.031	2.9	4.4	<0.2	1.650	7.1	5.0	<0.1	0.500	0.164	14.434	
TOTAL	255.870				109.172				0.962				51.147				15.510	5.076	447.440	4.21

South Orange County Wastewater Authority-San Juan Creek Ocean Outfall

REPORT FOR: March 2024
 REPORT DUE: May 1, 2024
 SAMPLE SOURCE: Receiving water surf zone
 TYPE OF SAMPLE: Grab

REPORT FREQUENCY: Monthly
 EXACT SAMPLE POINTS: As specified in Unified Monitoring Plan
 SAMPLES COLLECTED BY: SOCWA Lab
 SAMPLES ANALYZED BY: SOCWA Lab

Tidal Condition: High Tide 05:24

Weather: Clear

COMMENTS:

STATION #	DATE	TIME	Total Coliform	Fecal Coliform	Entero-coccus	Material of Sewage Origin		Oil & Grease	Odor	Water Color	H2O Temp(F)	Water Condition	Water Outlet	Birds
			CFU/100ml SM9222B	CFU/100ml SM9222D	CFU/100ml EPA 1600	Onshore	Offshore	None	None	None	None	None	None	
S0	03/06/24	09:50	420	200	210	None	None	None	None	Green		Slightly Turbid		
S1	03/06/24	10:00	220	40	56	None	None	None	None	Green	61	Slightly Turbid		
S2	03/06/24	09:15	100	40	66	None	None	None	None	Green		Clear		
DSB5	03/06/24	08:55	500	240	140	None	None	None	None	Brown		Slightly Turbid	Flowing	
S3	03/06/24	10:05	<20	20	200	None	None	None	None	Green		Slightly Turbid		
DSB4	03/06/24	10:05	<20	40	10	None	None	None	None	Green		Slightly Turbid		
S5	03/06/24	10:10	40	<20	2	None	None	None	None	Green		Slightly Turbid		
DSB1	03/06/24	10:18	<20	<20	2	None	None	None	None	Green		Slightly Turbid		
SJC1	03/06/24	09:45	940	440	620	None	None	None	None	Green		Slightly Turbid	Flowing	30

RECEIVING WATER LIMITATIONS: Single Sample Maximum - Total coliform density shall not exceed 10,000 per 100ml; Fecal coliform density shall not exceed 400 per 100ml; Enterococcus density shall not exceed 104 per 100ml.

South Orange County Wastewater Authority-San Juan Creek Ocean Outfall

REPORT FOR: March 2024
 REPORT DUE: May 1, 2024
 SAMPLE SOURCE: Receiving water surf zone
 TYPE OF SAMPLE: Grab

REPORT FREQUENCY: Monthly
 EXACT SAMPLE POINTS: As specified in Unified Monitoring Plan
 SAMPLES COLLECTED BY: SOCWA Lab
 SAMPLES ANALYZED BY: SOCWA Lab

Tidal Condition: Low Tide 05:59

Weather: Partly Cloudy

COMMENTS:

STATION #	DATE	TIME	Total Coliform	Fecal Coliform	Entero-coccus	Material of Sewage Origin		Oil & Grease	Odor	Water Color	H2O Temp(F)	Water Condition	Water Outlet	Birds
			CFU/100ml SM9222B	CFU/100ml SM9222D	CFU/100ml EPA 1600	Onshore	Offshore	None	None	None	None	None	None	None
S0	03/13/24	09:05	340	100	74	None	None	None	None	Green		Slightly Turbid		
S1	03/13/24	09:38	100	20	10	None	None	None	None	Green		Slightly Turbid		
S2	03/13/24	08:47	840	80	140	None	None	None	None	Green		Clear		
DSB5	03/13/24	08:25	260	40	80	None	None	None	None	Brown		Turbid	Flowing	
S3	03/13/24	09:35	100	<20	10	None	None	None	None	Green		Slightly Turbid		
DSB4	03/13/24	09:30	<20	<20	2	None	None	None	None	Green	59	Slightly Turbid		
S5	03/13/24	09:47	40	<20	6	None	None	None	None	Green		Slightly Turbid		
DSB1	03/13/24	09:51	40	<20	2	None	None	None	None	Green		Slightly Turbid		
SJC1	03/13/24	08:51	1400	300	270	None	None	None	None	Brown		Slightly Turbid	Flowing	

RECEIVING WATER LIMITATIONS: Single Sample Maximum - Total coliform density shall not exceed 10,000 per 100ml; Fecal coliform density shall not exceed 400 per 100ml; Enterococcus density shall not exceed 104 per 100ml.

South Orange County Wastewater Authority-San Juan Creek Ocean Outfall

REPORT FOR: March 2024
 REPORT DUE: May 1, 2024
 SAMPLE SOURCE: Receiving water surf zone
 TYPE OF SAMPLE: Grab

REPORT FREQUENCY: Monthly
 EXACT SAMPLE POINTS: As specified in Unified Monitoring Plan
 SAMPLES COLLECTED BY: SOCWA Lab
 SAMPLES ANALYZED BY: SOCWA Lab

Tidal Condition: High Tide 06:14

Weather: Clear

COMMENTS:

STATION #	DATE	TIME	Total Coliform	Fecal Coliform	Entero-coccus	Material of Sewage Origin		Oil & Grease		Water Color	H2O Temp(F)	Water Condition	Water Outlet	Birds
			CFU/100ml SM9222B	CFU/100ml SM9222D	CFU/100ml EPA 1600	Onshore	Offshore	Grease	Odor					
S0	03/19/24	09:25	1000	100	140	None	None	None	None	Green		Turbid		
S1	03/19/24	09:40	240	60	20	None	None	None	None	Green		Turbid		
S2	03/19/24	10:25	240	20	20	None	None	None	None	Green		Turbid		
DSB5	03/19/24	10:40	40	20	10	None	None	None	None	Green		Turbid		
S3	03/19/24	09:43	200	80	50	None	None	None	None	Green	60	Turbid		
DSB4	03/19/24	09:43	320	100	52	None	None	None	None	Green		Turbid		
S5	03/19/24	09:50	20	<20	<2	None	None	None	None	Green		Turbid		
DSB1	03/19/24	10:00	<20	<20	<2	None	None	None	None	Green		Turbid		
SJC1	03/19/24	09:27	7000	1300	700	None	None	None	None	Green		Turbid	Flowing	

RECEIVING WATER LIMITATIONS: Single Sample Maximum - Total coliform density shall not exceed 10,000 per 100ml; Fecal coliform density shall not exceed 400 per 100ml; Enterococcus density shall not exceed 104 per 100ml.

South Orange County Wastewater Authority-San Juan Creek Ocean Outfall

REPORT FOR: March 2024
 REPORT DUE: May 1, 2024
 SAMPLE SOURCE: Receiving water surf zone
 TYPE OF SAMPLE: Grab

REPORT FREQUENCY: Monthly
 EXACT SAMPLE POINTS: As specified in Unified Monitoring Plan
 SAMPLES COLLECTED BY: SOCWA Lab
 SAMPLES ANALYZED BY: SOCWA Lab

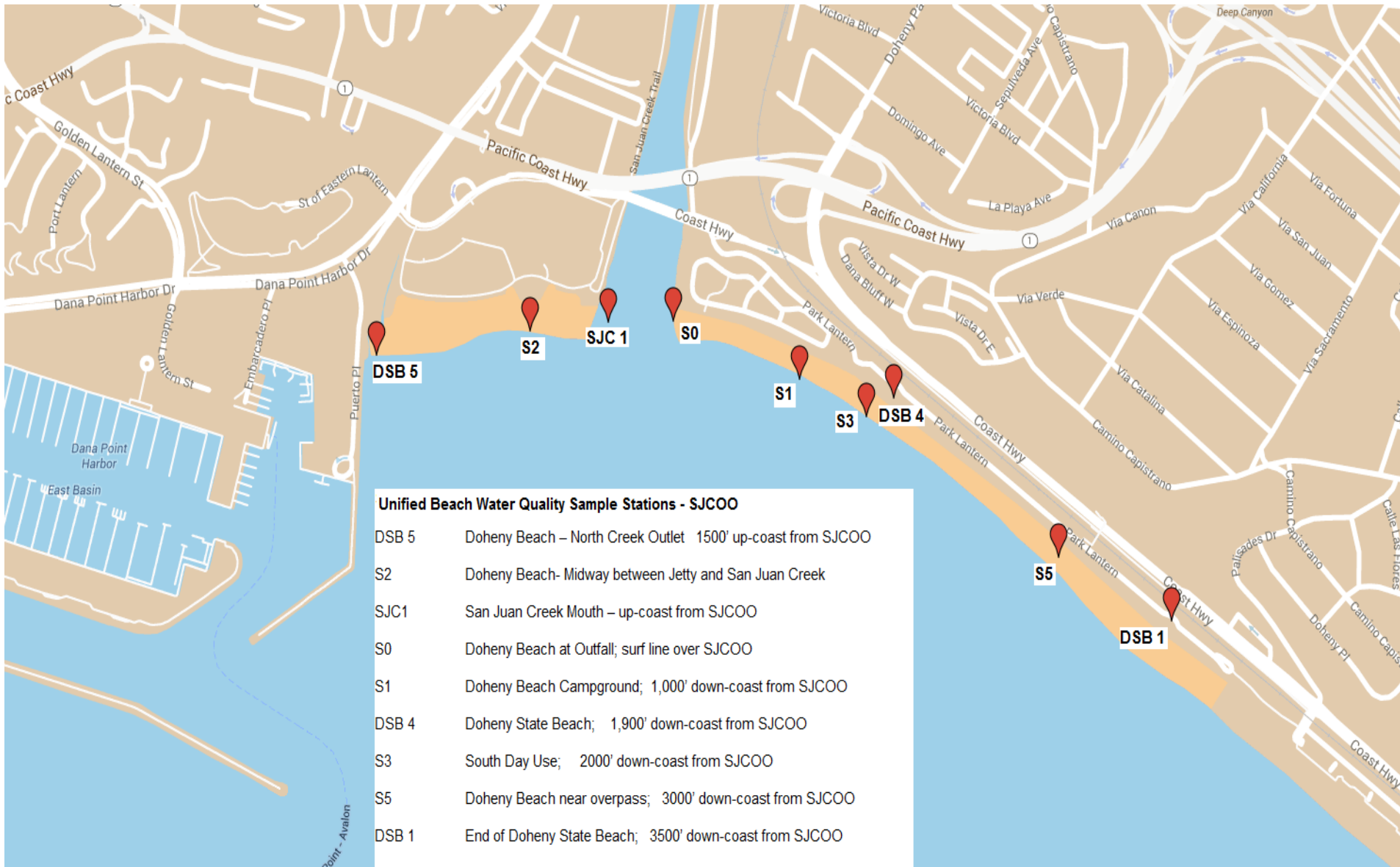
Tidal Condition: Low Tide 05:44

Weather: Overcast

COMMENTS:

STATION #	DATE	TIME	Total	Fecal	Entero-	Material of Sewage Origin				Oil &	Water	H2O	Water	Water	Birds
			Coliform	Coliform	coccus	Onshore	Offshore	Grease	Odor	Color	Temp(F)	Condition	Outlet		
			CFU/100ml	CFU/100ml	CFU/100ml										
S0	03/28/24	09:15	20	20	6	None	None	None	None	Green		Turbid			
S1	03/28/24	09:28	40	<20	4	None	None	None	None	Green		Turbid			
S2	03/28/24	08:55	440	100	76	None	None	None	None	Green		Turbid			
DSB5	03/28/24	08:40	860	260	140	None	None	None	None	Brown	60	Turbid	Flowing		
S3	03/28/24	09:30	40	40	4	None	None	None	None	Green		Turbid			
DSB4	03/28/24	09:30	<20	<20	<2	None	None	None	None	Green		Turbid			
S5	03/28/24	09:40	<20	100	2	None	None	None	None	Green		Turbid			
DSB1	03/28/24	09:45	<20	<20	<2	None	None	None	None	Green		Turbid			
SJC1	03/28/24	09:20	200	<100	20	None	None	None	None	Green		Turbid	Flowing		

RECEIVING WATER LIMITATIONS: Single Sample Maximum - Total coliform density shall not exceed 10,000 per 100ml; Fecal coliform density shall not exceed 400 per 100ml; Enterococcus density shall not exceed 104 per 100ml.



San Juan Creek Ocean Outfall

Unified Beach Water Quality Monitoring Stations

SOCWA's NPDES discharge permit requires participation in the South Orange County Unified Beach Water Quality Monitoring Program. The monitoring stations below are tested by SOCWA at least once per week for Total and Fecal Coliform and Enterococcus Bacteria.

Station	Location
DSB 5	Doheny Beach – North Creek Outlet 1500' up-coast from SJCOO
S2	Doheny Beach- Midway between Jetty and San Juan Creek
SJC1	San Juan Creek Mouth – up-coast from SJCOO
S0	Doheny Beach at Outfall; surf line over SJCOO
S1	Doheny Beach Campground; 1,000' down-coast from SJCOO
DSB 4	Doheny State Beach; 1,900' down-coast from SJCOO
S3	South Day Use; 2000' down-coast from SJCOO
S5	Doheny Beach near overpass; 3000' down-coast from SJCOO
DSB 1	End of Doheny State Beach; 3500' down-coast from SJCOO

MONITORING REPORT

Offshore

South Orange County Wastewater Authority

DISCHARGE: San Juan Creek Ocean Outfall

Report For: March 2024

Report Frequency: Monthly

Report Due: May 1, 2024

Sample Source: Receiving water, nearshore and offshore

Sampling Frequency: Monthly

Exact Sample Points: As specified in permit

Type of Sample: Grab

Samples Collected By: Seaventures/SOCWA staff

Low Tide 12:25; Foam at N-5 and Run off debris at A-2

Samples Analyzed By: SOCWA Lab

Comments:

Station No.	Sample Depth	Sample Date	Total Coliform CFU/100ml SM9222B	Fecal Coliform CFU/100ml SM9222D	Enterococcus CFU/100ml EPA 1600	Sample Time	Oil & Grease	Sewage Debris
A-1	Surface	03/05/24	<2	<2	<2	10:15		
A-1	Mid depth	03/05/24	<10	<10	<10			
A-2	Surface	03/05/24	2	<2	<2	10:09		
A-2	Mid depth	03/05/24	10	<10	<10			
A-3	Surface	03/05/24	<2	<2	<2	10:24		
A-3	Mid depth	03/05/24	10	<10	<10			
A-4	Surface	03/05/24	<2	<2	<2	10:29		
A-4	Mid depth	03/05/24	<10	10	<10			
A-5	Surface	03/05/24	<2	<2	<2	10:19		
A-5	Mid depth	03/05/24	<10	10	<10			
B-1	Surface	03/05/24	<2	<2	<2	10:00		
B-1	Mid depth	03/05/24	10	10	<10			
B-2	Surface	03/05/24	<2	<2	<2	10:37		
B-2	Mid depth	03/05/24	<10	<10	<10			
N1	Surface	03/05/24	<2	<2	<2	09:51		
N2	Surface	03/05/24	2	2	<2	09:47		
N3	Surface	03/05/24	6	<2	<2	09:44		
N4	Surface	03/05/24	10	2	<2	09:39		
N5	Surface	03/05/24	2	2	2	09:36		
N6	Surface	03/05/24	4	10	<2	09:33		

0 - None
 1 - Mild
 2 - Moderate
 3 - Severe

REQUIREMENT: (1) Floating particulates and grease and oil shall not be visible. (2) The discharge of waste shall not cause aesthetically undesirable discoloration of the ocean surface.

Receiving Water Limitations: (1)30-Day geometric mean of fecal coliform density not to exceed 200CFU/100 mL

calculated based on the five most recent samples from each site (2)single sample max not to exceed 400 CFU/100mL

(3) Enterococcus 6-week rolling geometric mean not to exceed 30 CFU/100 mL, calculated weekly. (4) Statistical threshold value (STV)

of 110 CFU/100 mL for enterococcus not to be exceeded by more than 10% of samples collected in a calendar month, calculated in a static manner

**Compliance Summary Report
San Juan Creek Ocean Outfall 2024**

SJCOO Permit Order No. R9-2022-0005							
Agency	Violation Date	Constituent	Effluent Limit Violation	Units	Permit Limit	Reported Value	Potential Fine
No violations during this monitoring period.							



SOCWA and MEMBER AGENCY FACILITIES
SJCOO Spill / Overflow Report Log - 2024
Order No. R9-2022-0005 ~ NPDES Permit No. CA0107417

Reporting Agency	Responsible Agency	Estimated Volume (Gallons)	Type of Discharge	Location/Comments	Receiving Waters	Date Reported To State	Date Resolved
No spills during this monitoring period.							

Waste Discharge Requirement Order 97 - 52

Agency - Facility	Violation Date	Constituent	Effluent Limit Violation	Units	Permit Limit	Reported Value	Remarks
MNWD - RTP	1/5/2024	TDS	12 month	mg/L	1000	1198	
MNWD - RTP	1/5/2024	Manganese	12-Month	mg/L	0.05	0.130	
SOCWA - CTP	1/9/2024	Manganese	12-Month	mg/L	0.05	0.07	
MNWD - 3A	10/2/2023	TDS	12-Month	mg/L	1000	1064	Offline
MNWD - 3A	10/2/2023	Manganese	12-Month	mg/L	0.05	0.09	Offline
MNWD - RTP	2/13/2024	TDS	12 month	mg/L	1000	1245	
MNWD - RTP	2/13/2024	TDS	Daily Maximum	mg/L	1100	1520	
MNWD - RTP	2/13/2024	Manganese	12-Month	mg/L	0.05	0.140	
SOCWA - CTP	3/2/2024	TDS	Daily Maximum	mg/L	1200	1240.00	
SOCWA - CTP	3/2/2024	Manganese	12-Month	mg/L	0.05	0.14	
MNWD - 3A	10/2/2023	TDS	12-Month	mg/L	1000	1064	Offline
MNWD - 3A	10/2/2023	Manganese	12-Month	mg/L	0.05	0.09	Offline
MNWD - RTP	3/12/2024	TDS	12 month	mg/L	1000	1251	
MNWD - RTP	3/12/2024	TDS	Daily Maximum	mg/L	1100	1430	
MNWD - RTP	3/12/2024	Manganese	12-Month	mg/L	0.05	0.130	
SOCWA - CTP	3/2/2024	TDS	Daily Maximum	mg/L	1200	1241	
SOCWA - CTP	3/2/2024	Manganese	12-Month	mg/L	0.05	0.08	
MNWD - 3A	10/2/2023	TDS	12-Month	mg/L	1000	1064	Offline
MNWD - 3A	10/2/2023	Manganese	12-Month	mg/L	0.05	0.09	Offline

Recycled Water Report

SOUTH ORANGE COUNTY WASTEWATER AUTHORITY

QUARTERLY RECYCLED WATER MONITORING

Monitoring Period Ending: Mar 30, 2024

Constituent	Units	12-month Avg Maximum Permit Limit	TCWD 12-month Average	SMWD Oso 12-month Average	SMWD Chiquita 12-month Average	SMWD Nichols 12-month Average	MNWD-3A 12-month Average	MNWD-RTP 12-month Average	SCWD-CTP 12-month Average

TDS	mg/L	1000	963.00	Offline	833.00	874.00	1064.00	1261.00	994.00
Chloride	mg/L	375	219.00	Offline	209.00	232.00	215.00	260.00	208.00
Sulfate	mg/L	400	324.00	Offline	206.00	190.00	270.00	357.00	258.00
Sodium	mg/L	None	53.00	Offline	143.00	170.00		157.00	142.00
Alkalinity	mg/L	None	-	Offline	-	-		264.00	184.00
Adjusted SAR	Ratio	None	3.78	Offline	4.36	5.55	3.23	3.70	3.85
Iron	mg/L	0.3	.03	Offline	.08	.03	.20	.20	.12
Manganese	mg/L	0.05	.00	Offline	.04	.01	0.09	.13	.08
MBAS	mg/L	0.5	ND	Offline	ND	ND	<0.03	<0.10	<0.10
Boron	mg/L	0.75	.33	Offline	.26	.25	.33	.35	.30
Fluoride	mg/L	None	.67	Offline	.78	.91	.67	.86	.81
Total Organic Carbon	mg/L	None	6.30	Offline	9.10	5.80	2.30	9.60	7.10

*** The CTP 12-month permit limits are listed below:

TDS 1200 mg/L
 Chloride 400 mg/L
 Sulfate 500 mg/L

SOCWA Service Area
Recycled Water Production (ac-ft)
2024

Agency	Facility or Region	Jan '24	Feb '24	Mar '24	Apr '24	May '24	Jun '24	Jul '24	Aug '24	Sep '24	Oct '24	Nov '24	Dec '24	Annual Totals
CSJC 1	3-A Plant/MNWD	.00	.00	.16										.16
CSJC 2	Chiquita/SMWD	8.32	4.19	3.20										15.71
CSJC 3	Non-Domestic Well	4.26	.00	13.67										17.93
ETWD	Region 8	17.23	9.21	19.77										46.21
IRWD														
4	IRWD - 8	26.18	7.83	13.06										47.07
4	IRWD - 9	9.80	2.87	7.17										19.84
SCWD	SOCWA CTP	30.54	.08	23.56										54.19
MNWD	JRP	210.93	154.61	24.95										390.49
	3-A Plant	.00	.00	.00										
5	CTP	3.04	-1.49	-3.55										-1.99
SMWD	Oso Creek													
	Chiquita	535.21	513.58	536.29										1585.08
	Nichols	1.61	1.68	1.46										4.75
TCWD	RRWRP	39.21	39.85	43.29										122.35
TOTALS		886.30	732.41	683.04										2301.75

- 1 Denotes transfer of recycled water from MNWD (3A Plant) for use in the CSJC service area. Not counted as additional production.
 - 2 Denotes recycled water purchased from SMWD Chiquita-WRP used in the CSJC service area. Not counted as additional production.
 - 3 Denotes nondomestic groundwater produced from wells used for landscape irrigation.
 - 4 IRWD production is from recycled water production, nonpotable water wells, and surface water impoundments
 - 5 Denotes transfer of recycled water from SCWD (SOCWA CTP) for use in the MNWD service area. Not counted as additional production.
- Note: All of ETWD reclaimed water produced and used in Region 8.
NR = No Report

Pretreatment Report

Agenda Item

5.E.

Legal Counsel Review: No

Meeting Date: May 2, 2024

TO: Board of Directors

FROM: Jim Burror, Acting General Manager/Director of Operations

STAFF CONTACT: Katie Greenwood, Source Control Manager

SUBJECT: Monthly Pretreatment Report – March and April 2024
San Juan Creek Ocean Outfall
NPDES Permit #CA0107417 Order # R9-2022-0005
Aliso Creek Ocean Outfall
NPDES Permit #CA0107611 Order # R9-2022-0006

Summary of Program Activities

Staff continues to utilize the CA Manufacturers Directory, submitted will serve notices, and business licensing data to identify industrial users (IUs) and update each member agency (MA) industrial waste survey (IWS) spreadsheet. Additionally, Dental Users continue to submit One-Time Compliance Reports and Staff is noting as received. Please see “Summary of IWS Activities” table below.

The dry weather season officially started April 15 and dry weather diversion connections are allowed to be re-opened and connected to sewer facilities. The City of Dana Point has confirmed that its diversions will not be opened until mid-May. All other diversions are expected to be opened by the end of April.

Permit Related Activities

The following Wastewater Discharge (WD) Permits, Special Wastewater Discharge (SWD) Permits, Nuisance Water-Special Wastewater Discharge (NSWD) Permits, Non-Industrial Wastewater Discharge (NIWD) forms, and BMP letters were issued or are in the process of being drafted for issuance:

SCWD – NSWD Permit No. SCWD-N4-010 for Three Arch Bay (TAB) – TAB has finalized the construction of two new dry weather diversion sewer connections to replace the existing connection. SOCWA Staff received a permit application from TAB Staff on April 15. SCWD Staff is working on finalizing an Amendment to the existing Agreement between the two agencies. Once received and finalized, a permit will be issued reflecting the new diversions and removal of the existing connection.

EBSD – NSWD Permit No. EBSD-N4-001 – Dry Weather Diversion - Renewal NSWD Permit to continue to allow dry weather diversion flows to be discharged to the sewer. A NSWD renewal permit application was received on April 10, 2024, and a renewal permit was issued on April 15, 2024.

Trainings and Committee Meetings Attended

SOCWA Staff continue to attend monthly OC Strike Force Meetings to receive and share legal information related to environmental cases and incidents throughout the county.

On April 10-12, 2024, Staff attended the CWEA Annual Conference in Sacramento to attend sessions related to PFAS, CECs, and DPR/IPR projects.

On April 18, 2024, Staff attended a CWEA SARBS board meeting virtually to participate as the new sub-committee P3S Chair and to discuss potential training events. Staff will keep MAs informed of P3S future training events for key Staff to attend.

Inspections

CSC - On March 25, 2024, SOCWA Staff inspected the SDG&E facility located at 674 Camino De Los Mares. The inspection yielded no major findings.

CSC – On April 17, 2023, Staff inspected and sampled the wastewater from Flavorchem, located at 271 Calle Pintoresco, to independently verify compliance with permit requirements and limitations. Inspection results yielded no major findings or facility process changes. Sampling results are pending.

Summary of IWS Activities in SOCWA’s Service Area - YTD through April 17, 2024

MA IUs	Events	Permits	NIWD	BMPs	FSEs	OSes	DSEs	Closed	Enforcement	Total IUs
CLB (S)	0	3	2	5	8	110	15	0	0	143
CSC (S)	2	10	35	18	181	1265	37	1	0	1546
CSJC (S)	2	0	27	59	142	1691	29	0	0	1948
ETWD (M)	0	0	88	0	262	131	50	0	0	487
EBSD (U)	0	1	0	0	0	0	0	0	0	1
IRWD (S)	0	4	51	21	63	915	18	0	0	1072
MNWD (S)	41	5	120	38	650	2139	150	10	1	3102
SMWD (S)	15	10	19	20	215	840	52	3	1	1156
SCWD (S)	0	7	33	7	148	186	15	0	0	397
TCWD (S)	0	0	11	0	7	33	2	0	0	51
SOCWA (S)	0	5	1	0	0	0		0	0	6
Totals	60	45	387	168	1676	7310	368	14	2	9909

(S) = SOCWA conducts PT program
 (M) = MA conducts PT program /w SOCWA
 (U) = Urban Diversion Only

NIWD = Non-industrial Waste Discharger
 BMP = Best Management Practices
 FSE = Food Service Establishment

YTD = Year to Date
 OSE = Other Surveyed Establishment
 DSE = Dental Surveyed Establishment

Agenda Item

5.F.

Board of Directors Meeting

Meeting Date: May 2, 2024

TO: Board of Directors

FROM: Jim Burror, Acting General Manager/Director of Operations

STAFF CONTACT: Roni Grant, Associate Engineer

SUBJECT: Capital Improvement Program Status Report (April)

The status of the SOCWA Capital Improvement Program is presented in the tables on the following pages. Below are updates for the previous month for the major construction projects currently underway at SOCWA facilities.

J.B. Latham Centrate Line Upgrades

Replacement of valves and piping in the centrate system located in the Dewatering Building.

The notice to proceed (NTP) has been issued to SS Mechanical. Staff is working with the contractor to procure valves and piping for this project.

Coastal Treatment Plant Diffusers Upgrades

Replacement of diffusers and air headers in the aeration basins.

The NTP has been issued to Filanc. The contractor mobilized onsite in mid-April.

Aliso Creek and San Juan Creek Ocean Outfalls Ballast Maintenance

Ballast maintenance and repair as part of the conditional lease requirements in the State Lands Commission 24-year leases.

The NTP has been issued to Subsea Global Solutions on 2/21/2024. Work on the San Juan Creek Ocean Outfall was completed on 4/19/2024. Work on the Aliso Creek Ocean Outfall commenced on 4/22/2024 and is estimated to be completed by 5/19/2024.

Recommended Action: Information item.

SOCWA CIP Workplan

Project Number	Project Name	Project Budget	Status	FY 2023/2024				FY 2024/2025			
				Q1	Q2	Q3	Q4	Q1	Q2	Q3	Q4
PC 2 - J.B. Latham Treatment Plant											
3220/3231/3287	Facility Improvements B		Construction complete								
32234L	Chlorine Contact Basin Isolation Gates and Structural Rehab	\$ 165,736						D	D	B&A	C
32231C	Process Water Repiping	\$ 50,000						P	P	D	D
3216/32225S	Energy Building Upgrades	\$ 2,037,000	Design proposal under review				D	D	D	B&A	C
3252	MCC M and G Replacement	\$ 1,882,988	Design underway	D	D	D	D	B&A	C	C	C
3234	Centrate Piping Reconstruction	\$ 648,794	Construction underway	D	B&A	C	C	C	C		
32226L	Effluent Pump Station Upgrades	\$ 950,000	Design proposal under review		D	D	B&A	C	C	C	C
32233S	Scum Line Replacement	\$ 150,000	Design underway			D	D	B&A	C		
32244S	Digester Gas and Flare Piping Improvements	\$ 75,000				P	P	D	D	D	D
32243L	Plant 2 Headworks Rehabilitation	\$ 200,000				P	D	D	D	B&A	C
32244L	Plant 2 Primary Clarifier Condition Assessment	\$ 50,000				P	CA				
32243C	SCADA Server Replacement	\$ 200,000				B&A	C				
PC 5 - San Juan Creek Ocean Outfall											
36241O	SJCOO Outfall Ballast Repairs	\$ 250,000	NTP issued		D	B&A	C				
PC 15 - Coastal Treatment Plant											
3541	Export Sludge Environmental Mitigation	\$ 1,392,100	Mitigation work ongoing	ENV	ENV	ENV	ENV	ENV	ENV	ENV	ENV
35228L	Aeration Diffuser Replacement	\$ 1,250,000	Construction underway	D	B&A	C	C	C	C		
3525	Personnel Building Reconstruction	\$ 471,586	Design underway	D	D	B&A	C	C			
35221L	Auxiliary Blower Building Roof	\$ 250,000	Bidding underway		P	B&A	C				
3522AL	Drainage Pump Station	\$ 500,000	Conceptual design underway	D	D	D	D	D	D	B&A	C
35235L	Odor Control Scrubber Improvements	\$ 1,447,600	Planning underway			P	P	D	D	D	B&A
35245L	Aeration Deck Grating Replacement	\$ 50,000	Design underway		D	D	B&A	C	C		
35246L	West Primary Sludge Skimmers and Launder/Weirs	\$ 150,000	Design underway		D	D		B&A	C	C	C
35247L	Aeration Blower System Upgrades	\$ 75,000	Planning underway		P	P	P	P	P	D	D
35249L	SCADA Server Replacement	\$ 200,000				B&A	C				

SOCWA CIP Workplan

Project Number	Project Name	Project Budget	Status	FY 2023/2024				FY 2024/2025			
				Q1	Q2	Q3	Q4	Q1	Q2	Q3	Q4
PC 17 - Regional Treatment Plant											
3742	Aeration System Upgrades	\$ 3,531,085							P	P	D
37241L	Grit/Primary Grating/Gate Replacement	\$ 150,000	RFP issued					D	D	D	B&A
37242L	Aeration Influent/Effluent Gate Replacement	\$ 100,000	RFP issued					D	D	D	B&A
3722AL/37236S /3779/37244C	MCC Replacement/Power System Improvements	\$ 2,337,197			P	P	P	D	D	D	D
37245S	Digester Gas System Improvements	\$ 200,000					D	D	D	B&A	C
37246S	Digester 1 Piping Replacement	\$ 250,000					CA	D	D	D	B&A
37247S	Odor Scrubber 1 Replacement	\$ 15,000						P	P		
37243C	SCADA Server Replacement	\$ 200,000				B&A	C				
PC 21 - Effluent Transmission Main											
3105/3106/ 3107/3108	Air Valve Replacement	\$ 2,226,210	Design underway	D	D	D	D	ENV	B&A	B&A	C
3101/31221B	Trail Bridge Crossing	\$ 1,859,987	Planning/design underway	P	P	P	P				
PC 24 - Aliso Creek Ocean Outfall											
34241O	ACOO Outfall Ballast Repairs	\$ 280,000	NTP issued		D	B&A	C				

- P Planning
- CA Condition Assessment
- ENV Environmental/Permitting
- D Design
- B&A Bidding and Award
- C Construction

Note: Projects with zero budget had funds collected in a prior fiscal year.

Agenda Item

5.G.

Board of Directors Meeting

Meeting Date: May 2, 2024

TO: Board of Directors

FROM: Jim Burror, Acting General Manager/Director of Operations

STAFF CONTACT: Roni Grant, Associate Engineer

SUBJECT: Capital Improvement Construction Projects Progress and Change Order Report (April) [Project Committee Nos. 2, 5, 15 and 24]

Overview

This agenda item provides an update on projects in construction, including any change orders. Attached are the updated CIP reports.

Project Updates

JBL Centrate Line Upgrades

The notice to proceed (NTP) has been issued to SS Mechanical. Staff is working with the contractor to procure valves and piping for this project.

CTP Diffusers Replacement

The NTP has been issued to Filanc. The contractor mobilized onsite in mid-April.

Aliso Creek and San Juan Creek Ocean Outfalls Ballast Maintenance

The NTP has been issued to Subsea Global Solutions on 2/21/2024. Work on the San Juan Creek Ocean Outfall work was completed on 4/19/2024. Work on the Aliso Creek Ocean Outfall commenced on 4/22/2024 and is estimated to be completed by 5/19/2024.

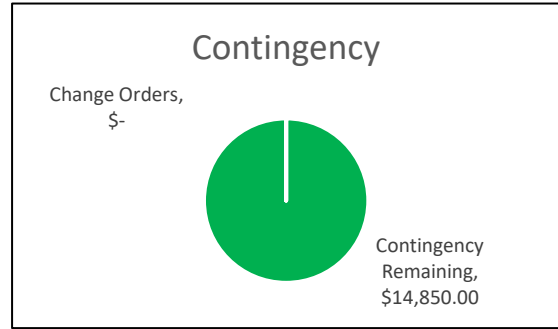
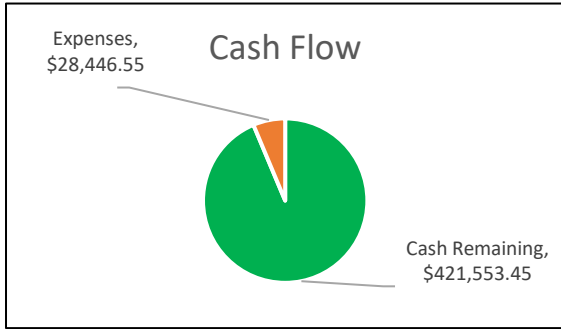
Recommended Action: Information Item.

Project Financial Status

Project Committee	2
Project Name	Centrate Line Upgrades - 3234
Project Description	Removal and replacement of centrate drain piping, non-potable water piping in the Solids Dewatering Building

Data Last Updated

April 4, 2024



Cash Flow

Collected	\$ 450,000.00
Expenses	\$ 28,446.55

Project Completion

Schedule	10%
Budget	13%

Contracts

Company	PO No.	Original	Change Orders*	Total	Costs to Date
S&S Mechanical	19635	\$ 148,455.00		\$ 148,455.00	
Kleinfelder	14234	\$ 71,374.00	\$ -	\$ 71,374.00	\$ 6,486.25
SOCWA Staff Time	3234	\$ -	\$ -	\$ -	\$ 21,960.30
		\$ 219,829.00	\$ -	\$ 219,829.00	\$ 28,446.55

**Values include change orders to be reviewed by Engineering Committee*

Contingency

Area	Project Code	Amount	Change Orders*	Total Remaining	Percent Used
Solids	3234	\$ 14,850.00		\$ 14,850.00	0.0%
		\$ 14,850.00	\$ -	\$ 14,850.00	0.0%

**Values include change orders to be reviewed by Engineering Committee*

Change Orders

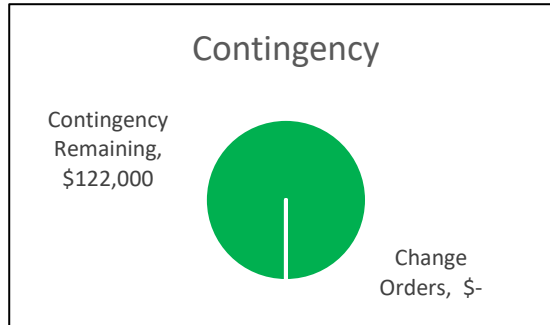
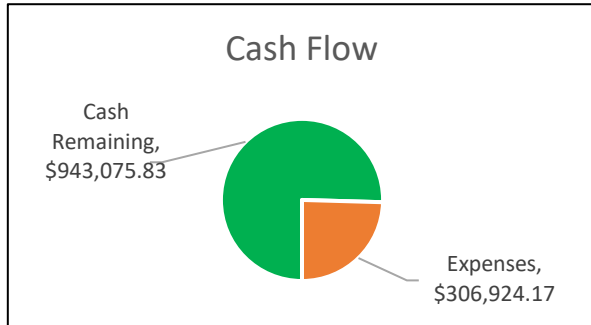
<u>Change Order No.</u>	<u>Vendor Name</u>	<u>Project ID</u>	<u>Description</u>	<u>Status Date</u>	<u>Days</u>	<u>Amount</u>
						\$ -

Project Financial Status

Project Committee	15
Project Name	CTP Diffusers
Project Description	Replacement of diffusers in the aeration basins

Data Last Updated

April 4, 2024



Cash Flow

Collected	\$ 1,250,000.00
Expenses	\$ 306,924.17

Project Completion

Schedule	20%
Budget	22%

Construction Contracts

Company	PO No.	Original	Change Orders	Amendments	Total	Costs to Date
Filanc	19640	\$ 1,022,250.00			\$ 1,022,250.00	\$ 25,887.50
EDI	16620	\$ 250,490.00			\$ 250,490.00	\$ 250,490.00
Hazen	17256/19641	\$ 93,578.00			\$ 93,578.00	\$ 2,250.00
SOCWA Staff Time	35228L				\$ -	\$ 28,296.67
		\$ 1,366,318.00	\$ -	\$ -	\$ 1,366,318.00	\$ 306,924.17

**Values include change orders to be reviewed by Engineering Committee and deductive change orders*

Construction Contingency

Area	Project Code	Amount	Change Orders	Total Remaining	Percent Used
Liquids	35228L	\$ 122,000.00		\$ 122,000.00	0.0%
		\$ 122,000.00	\$ -	\$ 122,000.00	0.0%

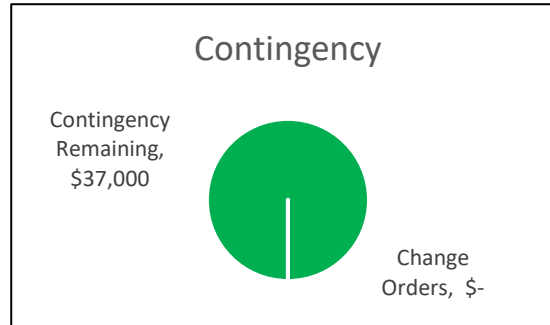
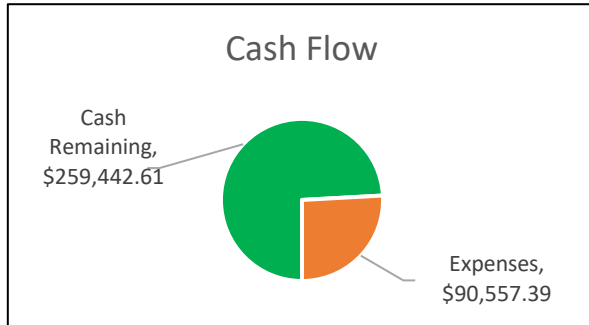
Change Order No.	Vendor Name	Project ID	Description	Status Date	Days	Amount
1	Filanc	35228L	Contract Extension	4/4/2024	273	\$ -
						\$ -

Project Financial Status

Project Committee	5 and 24
Project Name	SJCOO and ACOO Ballast Maintenance - 36241O/34241O
Project Description	Maintenance and repair of ballast at the two outfalls

Data Last Updated

April 4, 2024



Cash Flow

Collected	\$ 350,000.00
Expenses	\$ 90,557.39

Project Completion

Schedule	20%
Budget	24%

Construction Contracts

Company	PO No.	Original	Change Orders	Amendments	Total	Costs to Date
Subsea Global	19944	\$ 370,000.00			\$ 370,000.00	\$ 84,157.53
SOCWA Staff Time	36241O/34241O				\$ -	\$ 6,399.86
		\$ 370,000.00	\$ -	\$ -	\$ 370,000.00	\$ 90,557.39

**Values include change orders to be reviewed by Engineering Committee and deductive change orders*

Construction Contingency

Area	Project Code	Amount	Change Orders	Total Remaining	Percent Used
Outfall	36241O/34241O	\$ 37,000.00		\$ 37,000.00	0.0%
		\$ 37,000.00	\$ -	\$ 37,000.00	0.0%

Change Orders

						\$ -

Agenda Item

5.H.

Board of Directors Meeting

Meeting Date: May 2, 2024

TO: Board of Directors

FROM: Jim Burror, Acting General Manager/Director of Operations

STAFF CONTACT: Jeanette Cotinola, Procurement/Contracts Manager

SUBJECT: J. B. Latham Treatment Package B Construction Management
Post-Construction Contract [Project Committee 2]

Overview

The construction for the Package B Project at the J.B. Latham Plant (JBL) has been completed since February 2023. On-going support requires the amendment of the Construction Management contract to include delay analysis response, contract closeout, and potential claim review support.

Butier's letter proposal is for a total fee of \$69,264 to support the post-construction effort until September 2024.

Cost Analysis

The post-construction contract will be funded by the JBL Facility Improvements B – Common Upgrades Construction (3231-000) and has a budget of \$200,000 for Fiscal Year 2023-24. Table 1 shows the allocation of costs by member agency.

Table 1 – Cost Allocation by Member Agency (3231-000)

Agency	Cost
Moulton Niguel Water District	\$15,479.81
Santa Margarita Water District	\$36,867.84
South Coast Water District	\$16,916.35
Total	\$69,264.00

Prior Related Project Committee or Board Action (s)

The Board approved Butier's original construction management contract in the amount of \$895,727 on Jun 6, 2019. Amendment No. 1 in the amount of \$612,715 was approved by the Board on July 13, 2021. Amendment No. 2 in the amount of \$392,535 was approved by the Board on May 19, 2022, for a revised contract total of \$1,900,977.

Recommended Action: Staff recommends that the PC 2 Board of Directors approve Contract Amendment No. 3 to Butier in the amount of \$69,264 for a revised contract total of \$1,970,241 for the JBL Package B Construction Management Contract for post-construction work.

April 18, 2024

Ms. Jeanette Cotinola
 Procurement/Contract Manager
 South Orange County Wastewater Authority
 34156 Del Obispo St,
 Dana Point CA 92629

Subject: Butier Engineering, Inc.: Construction Management Services Contract Request for JBLTP Package 'B' Improvements Project.
 Post Construction Claims Assistance Services

Dear Ms. Cotinola,

Butier Engineering respectfully requests a Construction Management Services Contract Amendment in the amount of \$69,264.00 to perform our contract scope of services on the subject project through Sept 2024.

We intend to provide claims assistance services as needed and related in the below services description spreadsheet thru Sept of 2024 on an as-needed basis for Claims Support. This staffing approach will be updated monthly and commensurate with activity.

If you have any questions regarding our request, please direct them to me for clarification at (714) 832-7222.

Task Name	Duration	Project Engineer	Project Administration	Scheduling and Claims	Total Proposed Cost	
Rates		\$ 155.00	\$ 75.00	\$ 225.00		
Units	Weeks	Hours	Hours	Hours	Dollars	
JBLTP Package 'B' Improvements Construction Mangement Services						
CM Staffing for Contract Closeout						
Bryan M. Wilson	5	155			\$ 775.00	
Acxel M. Gutierrez	4		75		\$ 300.00	
					Subtotal	\$ 1,075.00
CM Staffing for Claims Review Jul - Feb 2024						
Casey Harris	254			190	\$ 48,189.00	
					Subtotal	\$ 48,189.00
CM Staffing for Claims Review Future						
Casey Harris	88.89			225	\$ 20,000.00	
					Subtotal	\$ 20,000.00
					CM Services Total	\$ 69,264.00

Respectfully Yours,

Mark Butier Jr.
Butier Engineering, Inc.
 Construction Managers, Consulting Engineers

Agenda Item

5.1.

Budgeted: Yes
Budget amount: \$181,000
Line Item: PC 2, 15, and 17 - Line Items 5006
Legal Counsel Review: No
Meeting Date: May 2, 2024

TO: Board of Directors

FROM: Jim Burror, Acting General Manager/Director of Operations

STAFF CONTACT: Jeanette Cotinola, Procurement/Contracts Manager

SUBJECT: Sodium Hypochlorite Contract Extension
[Project Committees 2, 15, and 17]

Summary

In September 2022, SOCWA requested proposals to supply and deliver chlor-alkali products for use at the South Orange County Wastewater Authority (SOCWA), City of San Clemente (CSC), Moulton Niguel Water District (MNWD), Santa Margarita Water District (SMWD), Trabuco Canyon Water District (TCWD), El Toro Water District (ETWD), and Irvine Ranch Water District (IRWD) with the intent of securing a new contract.

The best-value contract approved for sodium hypochlorite (caustic) was only for six months per renewal due to market and global supply chain volatility. The last six-month renewal had no change in pricing. This six-month renewal has no price increase either because the market remains stable. With the stabilization of the market, there is still no price increase, and SOCWA staff was able to lock in the current pricing for twelve (12) months instead of six (6) months.

Discussion/Analysis

This is the final contract extension for Sodium Hypochlorite (Bleach). Olin, Inc. has offered no changes in pricing for the next 12-month period instead of the 6 (six) months included in the contract. The Board Authorized the Acting General Manager to execute contract renewals if the proposed increase is less than a 10% increase; however, the Acting General Manager is not authorized to extend the duration of the contract.

Prior Related Project Committee or Board Action(s)

In November 2022, the Board authorized the General Manager to enter into a contract with Olin, Inc. for sodium hypochlorite products for six (6) months with up to three (3) additional six (6) month renewals as specified in the staff report, and authorize the General Manager to initiate the subsequent renewals with an increase of 10% or less.

Fiscal Impact

None

Recommended Action: Staff recommends that the Board of Directors authorize the Acting General Manager/Director of Operations to exercise the third of three renewals for Bleach, increasing the third renewal to a twelve (12) month duration with Olin, Inc. at the current pricing extending the term to May 31, 2025.

Agenda Item

5.J.

Budgeted: Yes

Budget amount: \$155,000

Line Item: PC 2, 15, and 17 - Line Items 5009

Legal Counsel Review: No

Meeting Date: May 2, 2024

TO: Board of Directors

FROM: Jim Burror, Acting General Manager/Director of Operations

STAFF CONTACT: Jeanette Cotinola, Procurement/Contracts Manager

SUBJECT: Sodium Hydroxide Contract Extension
[Project Committees 2, 15, and 17]

Summary

In September 2022, SOCWA requested proposals to supply and deliver chlor-alkali products for use at the South Orange County Wastewater Authority (SOCWA), City of San Clemente (CSC), Moulton Niguel Water District (MNWD), Santa Margarita Water District (SMWD), Trabuco Canyon Water District (TCWD), El Toro Water District (ETWD), and Irvine Ranch Water District (IRWD) with the intent of securing a new contract.

The best-value contract approved for sodium hydroxide (caustic) was only for six months per renewal due to market and global supply chain volatility. The last six-month renewal had no change in pricing. This six-month renewal has no price increase either because the market remains stable. With the stabilization of the market, there is still no price increase, and SOCWA staff was able to lock in the current pricing for twelve (12) months instead of six (6) months.

Discussion/Analysis

This is the final contract extension for Sodium Hydroxide (Caustic). Northstar Chemical has offered no changes in pricing for the next 12-month period instead of the 6 (six) months included in the contract. The Board Authorized the Acting General Manager to execute contract renewals if the proposed increase is less than a 10% increase; however, the Acting General Manager is not authorized to extend the duration of the contract.

Prior Related Project Committee or Board Action(s)

In November 2022, the Board authorized the General Manager to enter into a contract with Northstar Chemical, Inc. (dba of Pacific Star Chemical, LLC) for sodium hydroxide products for six (6) months with up to three (3) additional six (6) month renewals as specified in the staff report, and authorize the General Manager to initiate the subsequent renewals with an increase of 10% or less.

Fiscal Impact

None

Recommended Action: Staff recommends that the Board of Directors authorize the Acting General Manager/Director of Operations to exercise the third of three renewals, increasing the third renewal to a twelve (12) month duration with Northstar Chemical, Inc. (a DBA of Pacific Star Chemical, LLC.) at the current pricing extending the term to May 31, 2025.

Agenda Item

6.A.

Board of Directors Meeting

Meeting Date: May 2, 2024

TO: Board of Directors

FROM: Jim Burror, Acting General Manager/Director of Operations

STAFF CONTACT: Roni Grant, Associate Engineer

SUBJECT: Contract Award for Regional Treatment Plant (RTP) Flare System Upgrades [Project Committee 17]

Overview

The Regional Treatment Plant (RTP) waste gas burners were part of the 1984 construction. During the recent quarterly safety inspection, staff expressed safety concerns about the reliability of the pilot lights. This is because the pilot light recently went out during windy conditions. The staff could not relight the pilots automatically and had to relight them manually. The manual relighting required staff to have an open flame on a long pole in high wind conditions. The Director of Operations has deemed this unsafe upon review. In addition, methane gas venting must be resolved promptly under SOCWA's SCAQMD permit.

The project scope of work includes the following:

- Install one electrical 1/2-inch stainless steel solenoid valve on the back pressure regulator line, a manual bypass line, and a shutoff valve.
- Install two 1/2-inch electric stainless steel solenoid valves to control the pilot gas on each flare.
- Install 20 feet of 1/2-inch stainless steel natural gas line and fittings to each flare system.
- Install two 1-inch electrical conduits from the existing control panel to the flare control cabinets.
- Startup and testing.

SOCWA staff obtained quotes from SCS field Services/remote Monitoring and Control (RMC), Kingmen Construction (Kingmen) and DC Frost Associates (DC Frost)/Coombs-Hopkins Company (Varec flare system representative) and received two quotes from SCS and Kingmen, DC Frost declined to propose. The quote from SCS is \$74,470, and the quote from Kingmen is \$90,076. DC Frost Associates declined to bid.

Cost Allocation

The quote from SCS/RMC is \$74,470 for the RTP Flare System Upgrades. The Engineering Committee is requesting a 20% contingency in the amount of \$14,894 for a total of \$89,364 to account for potential unknowns during the installation of the conduits. Table 1 shows the allocation of costs by member agency.

Table 1 – Cost Allocation by Member Agency with the 20% Contignecy

Agency	Cost
City of Laguna Beach	\$10,026.64
Emerald Bay Service District	\$527.25
El Toro Water District	\$18,239.19
Moulton Niguel Water District	\$52,563.90
South Coast Water District	\$8,007.01
Total	\$89,364.00

The FY23/24 budget for Project 37245S (Digester Gas System Improvements) is \$200,000.

Prior Related Project Committee or Board Action (s)

This item was reviewed and discussed by the Engineering Committee on April 11, 2024. The Engineering Committee recommended a project contingency of 20%.

Recommended Action: The Engineering Committee recommends that the PC 17 Board i) approve a contract to SCS/RMC for a total not to exceed \$74,470 and ii) approve a 20% contingency of \$14,894 for the RTP Flare System Upgrades Project.



BID PROPOSAL

CONTRACTORS LICENSE # 871868
DIR #1000057502

PROJECT: SOCWA – RTP Flare Upgrades

REVISION: 1

DATE: March 22, 2024

TO: South Orange County Wastewater Authority (“Owner”)

ATTENTION: Roni Young

Kingmen Construction, Inc. (“Kingmen”) is pleased to submit this proposal for the above referenced project to South Orange County Wastewater Authority (“Owner”).

PLANS AND SPECIFICATIONS PROVIDED:

1. NA

CONSTRUCTION SCOPE OF WORK:

Kingmen is pleased to present this proposal to deliver all materials, labor and equipment required to perform the work described herein in the amount of **\$90,076.00**

1. Furnish and install (1) Stack-Match 5’-0” Hot-Rod Pilot with Flame Detection (Part #5HR-FD-SN-TS)
2. Furnish and install (1) Stack-Match Control Module in existing PLC Cabinet (Part #NEPAD-5-AC-TS)
3. Furnish and install ½” stainless steel pipe, fittings, and (2) electric solenoid valves from existing regulator to Flare
4. Furnish and install ½” stainless steel pipe, fittings, and (1) manual valve for bypass line
5. Furnish and install conduits, wire, and terminations from PLC to Flare structure for power and control of (1) Stack-Match system including conduit supports.
6. Furnish and install conduits, wire, and terminations from PLC to existing regulator for power to (2) electric solenoid valves including conduit supports.
7. CAD detailing to be provided including (1) revision for owner changes.
8. Startup and testing

ADD/ALT #1: Stack-Match startup support: \$3,200.00 (\$1,700.00 standard costs plus \$1,500.00 for travel)

BID SCOPE INCLUSIONS AND CONDITIONS:

1. Notice of Award shall be issued by April 15, 2024 with all work completed by June 30, 2024. (If work occurs after June 30th, 2024, price will be increased by \$1,275.00)
2. Stainless steel piping to be installed at existing regulator
3. Conduit to be surface mounted from PLC to v-ditch
4. Conduit to be direct buried between v-ditch and flare structure (no encasement or bedding)
5. Includes the following Stack-Match components for installation
 - a. (1) Coalescing Filter Assembly (Part #CFA-01)

- b. (1) Coalescing Filter Block & Bleed Kit (Part #CFA-BBK)
- c. (2) Pressure Guage 0-60 PSI
- 6. Stack-Match control module to be installed in existing PLC cabinet with no requirement for control conduit or control wiring to flare structure. Assumes power in existing PLC cabinet for control module.
- 7. Material Clarifications
 - a. Conduits are ¾" PVC coated
 - b. Solenoid valves are AZCO Redhat Series 8210

SCOPE EXCLUSIONS:

The following items are excluded from Kingmen’s proposal/scope:

- 1. Payment and performance bonds
- 2. Engineering and stamping of drawings; Kingmen is proposing system as specified by SOCWA
- 3. Clearing work site; we will require the work site to clear
- 4. Domestic or Buy American restrictions
- 5. Onsite toilets and handwash stations for field crews. KCI will use SOCWA toilets onsite as we currently do while onsite. If this is not acceptable, Kingmen can provide a facility for \$500.00.
- 6. No painting or coating of any type. All metal (equipment support and pipe supports) is unfinished and uncoated
- 7. Plan check processing, local JHA building inspection fees, permits of any kind
- 8. Existing slab or wall evaluations/calculations, engineering, modifications, or repairs
- 9. Abatement or removal of asbestos, lead, or other hazardous materials
- 10. OSHA 10-hour certification for onsite field staff
- 11. SWPPP/BMP
- 12. Temporary fencing, site security, or full-time safety officer
- 13. Cost of construction water supply or disposal. It is assumed that water is available onsite
- 14. Construction power. It is assumed power is available onsite and temporary power will not need to be established
- 15. 3rd party inspection, special inspections, weld inspections and/or QA/QC and associated delays
- 16. Acceleration and/or overtime (it is assumed all work will be performed during normal working hours)
- 17. Builders Risk Insurance
- 18. City noise ordinances or limiting sound from construction site
- 19. Survey, BIM, or potholing

Kingmen Construction, Inc, thanks you in advance for the opportunity to team with you on this exciting venture. Should you have any questions please do not hesitate to contact me directly on my mobile at 951.830.3127 or in the office at 909.529.1747.

Best Regards,



Neil Nehmens
President/CEO

March 22, 2024



Kingman Construction Inc.
4200 Chino Hills Parkway
Suite 135/221
Chino Hills, CA 91709

Attention: Kristina De La Torre
Phone: 909-529-1747
E-Mail: kdelatorre@kingmanconstruction.com

SM Reference: **NAB03182024-REV2 Kingman Construction**

Thank you for your interest in Stackmatch Flare Ignition, Inc. We appreciate the opportunity to submit our proposal for your consideration:

List of Equipment in Quotation

Item	Qty.	P/N:	Description	Price Ea	Total
1	1	5HR-FD-SN-TS	5'-0" Hot-Rod Pilot w/ Flame Detection, & 10'-0" S.S. Flex (Pilot Gas Natural Gas)	\$6,000.00	\$6,000.00
2	1	NEPAD-5-AC-TS	Ignition & Flame Detection Control (12-24 VDC)	\$3,300.00	\$3,300.00
3	1	CFA-01	Coalecing Filter Assembly	\$750.00	\$750.00
4	1	CFA-BBK	Coalecing Filter Block & Bleed Kit	\$425.00	\$425.00
5	2	PG-1	Pressure Gauge (0-60 PSIG)	\$100.00	\$200.00
6	150 Ft.	SM-18-IFD-G	Interconnecting Wire	\$4.00/ Ft.	\$600.00
				Total	\$11,275.00

Estimated Ground Shipping Cost: \$700.00 via SAIA

Estimated Travel: \$1,500.00 (Airfare and Car Rental) Price is subject to change.

On-Site Technical Supervision for Installation and Start-Up

On-Site Technical Supervision Standard Cost is **\$1,700.00** per person per day from the time our Stackmatch representative departs home base and returns to home base straight away. Standard cost includes time-on-site, hotel & meals.

Forms of travel, such as Air & Rental Car, are not included in the above standard cost and are additional.

Stackmatch does not provide hands-on labor or any tools, other than a specific piece of test equipment that may be required to troubleshoot one of our pilot systems.

Note: As possible, schedule supervision at least two weeks before an on-site requirement.

COMMERCIAL TERMS

1. All pricing contained herein is based on and contingent upon the attached **(STANDARD TERMS AND CONDITIONS OF SALES)** made part of this quotation.
2. Prices Quoted will remain valid for Ninety (90) Days.
3. Customer installation drawings are enclosed with each shipment.
4. Normal delivery (4) weeks after receipt of purchase order.
5. Expedited delivery is available upon request.

Respectfully,

Nick Bustos

Ph: 972-578-7631

Fax: 972-881-9324

E-Mail: Nick@Stackmatch.com

February 14, 2024
RMC Work Order No.: 1586.1

Roni Young Grant, PMP
Associate Engineer
South Orange County Wastewater Authority
34156 Del Obispo St
Dana Point, CA 92629

Subject: Proposal for Flare #1 Maintenance Modifications

To Ms. Grant:

The Remote Monitoring and Control (RMC) group is happy to provide this proposal to provide maintenance modifications for Flare #1 at the South Orange County Regional (SOCWA) Treatment Facility, located at 2920 La Paz Rd, Laguna Niguel, CA 92677 . The scope of work and estimated costs for completing this project is summarized below.

SCOPE OF WORK

SCS RMC will purchase and install one (1) Flare Ignition & Flame Detection Control System to provide auto and manual operation of Flare #1 located at the SOCWA Regional Facility. The following specifications will be provided as a part of our scope:

- Install one (1) Electric 1/2-inch Stainless Steel Solenoid Valve located on the S&J Single Port Back Pressure Regulator line. A manual bypass line and hand valve will be installed for emergency override in the event of a power outage.
- Install one (1) 1/2" Electric Stainless Steel Solenoid Valves to control the pilot gas at Flare #1.
- Install 20 ft. of 316 stainless steel 1/2-inch natural gas line pipe and fittings to Flare #1 pilot Ignition system.
- Install one (1) Flare Ignition & Flame Detection Control System to provide auto and manual operation of Flare # 1.
- Install two (2) 1" Stainless Steel Electrical Conduits (98') from the existing SCADA control panel to the existing Flare Control Cabinets.
- Start up and testing will be performed upon completion to confirm functionality.



FEE

SCS will provide the above scope of work for a Lump Sum cost of \$74,240. See Cost Breakdown, below.

Item	Qty	Unit	Cost	Shipping	Tax (7.75%)	Markup (15%)	Total (USD)
Fabrication, Piping, welding, misc material (Robinson Industrial)	1	LS	\$24,857		\$ 1,926.42	\$ 4,017.51	\$ 30,800.93
Ignition and flame detection system hardware	1	LS	\$10,975	\$1,646	\$978	\$ 2,039.91	\$ 15,639.31
1/2" 3-way SS Solenoid Valve	1	Ea	\$870	\$20	\$ 68.98	\$ 143.85	\$ 1,102.82
1/2" SS Solenoid Valve	1	Ea	\$ 870.00	\$ 50.00	\$ 71.30	\$ 148.70	\$ 1,140.00
Misc Wiring and electrical conduit	1	LS	\$ 6,848.00	\$ 200.00	\$ 546.22	\$ 1,139.13	\$ 8,733.35
Project Management (design, spec, coordination, and QAQC)	16	Hr	\$ 260.00				\$ 4,160.00
Electrical Services (Simpro)	1	LS	\$ 9,672.00		\$ 749.58	\$ 1,042.16	\$ 11,463.74
Contract Management (Acquisitions, deliveries, documentation)	6	Hr	\$ 200.00				\$ 1,200.00
Grand Total:							\$ 74,240.14

CLOSING

We greatly appreciate the opportunity to provide this proposal to you, and we are looking forward to working with you on it and future projects. Please contact Phil at (909) 562-2824 or Melissa Russo at (562) 714-7668 with any questions or comments. We hope to hear from you soon.

Sincerely,



Melissa Russo
 Business Manager, SCS RMC

 SCS Engineers



Philip Carrillo
 National RMC Director, SCS
 RMC
 SCS Engineers

Agenda Item

7.A.

Board of Directors Meeting

Meeting Date: May 2, 2024

TO: Board of Directors
FROM: Jim Burror, Acting General Manager/Director of Operations
SUBJECT: Appointment of Nominating Committee for Selection of Officers for the Board of Directors – Fiscal Year (FY) 2024-25

Background

Election of Officers for SOCWA for FY 2024-25 will be scheduled for the next Regular Meeting of the Board of Directors in June. The Board will be requested to select a Chairperson, Vice-Chairperson, Secretary/Treasurer, and Assistant Secretary. The latter two positions are historically filled by the General Manager and the Executive Assistant.

Typically, the Chairperson has appointed a Nominating Committee of two members to suggest names for the positions of Chairperson and Vice-Chairperson. It would, therefore, be appropriate for the Chairperson to appoint a Nominating Committee to report at the next regular Board of Directors meeting.

The Board may elect to select a new slate of officers at their May meeting if a majority of the Board Members request it.

Recommended Action: Discussion/Direction and Action.

Agenda Item

7.B.

Budgeted: Yes
Budget amount: \$685,000 Small Cap
Line Item: 02-1580-00-02-00 (2224-017)
Legal Counsel Review: No
Meeting Date: May 2, 2024

TO: Board of Directors

FROM: Jim Burror, Acting General Manager/Director of Operations

STAFF CONTACT: Jeanette Cotinola, Procurement/Contracts Manager

SUBJECT: J.B. Latham (JBL) Overhaul Centrifuge #3 Change Order No. 1 [Project Committee 2]

Summary

This agenda item provides a recommendation for a change order of \$29,599.00 to overhaul and balance Centrifuge #3 at JBL. The cost for the service has increased from \$57,155.00 to \$86,754.00 based on the actual condition of the equipment shipped to Andritz Inc.

Discussion/Analysis

SOCWA sent Centrifuge #3 to Andritz for this 12,000-hour service due to high-vibration issues requiring the unit to be balanced in a factory-certified high-speed balancer. Andritz, Inc. The centrifuge was shipped to Andritz Inc.'s balancing center. Andritz Inc. found more damage than was anticipated for the 12,000-hour service. Typically, two (2) internal tiles require replacement at a 12,000-hour service. SOCWA's centrifuge requires 18 tiles to be replaced or about 20% of the tiles. Thus, this request is to increase the contract amount from \$57,155.00 to \$86,754.00 plus actual shipping costs, fees, and tax to be determined at the time of shipping.

The change order exceeds the Acting General Manager's authority and requires Board approval.

Fiscal Impact

This project is located in the solids area of JBL. Therefore, the costs will be allocated using the solids ownership allocations for JBL under the small capital program. Table 1 shows the cost allocation by member agency.

Table 1 – Total Project Cost Allocation

Agency	Solids Allocation	Cost
MNWD	21.62%	\$18,756.21
SCWD	20.00%	\$17,350.80
SMWD	58.38%	\$50,646.99
Total	100.00%	\$86,754.00

The actual shipping costs, fees, and tax will be added to the allocated costs using the solids ownership percentages shown above when the invoice is received.

Recommended Action: Staff recommends that the PC 2 Board of Directors award Change Order No. 1 in the amount of \$29,599.00 to Andritz, Inc. for a total contract of \$86,754.00, plus actual shipping costs, fees, and tax to be determined at the time of shipping for the overhaul of Centrifuge #3 at JBL.

Agenda Item

7.C.

Board of Directors Meeting

Meeting Date: May 2, 2024

TO: Board of Directors

FROM: Jim Burror, Acting General Manager/Director of Operations

STAFF CONTACT: Mike Matson, Support Services Manager

SUBJECT: Contract Award for J.B. Latham Treatment Plant, Coastal Treatment Plant and Regional Treatment Plant SCADA Server Upgrades
[Project Committees 2, 15 and 17]

Summary

The supervisory control and data acquisition (SCADA) infrastructure architecture requires upgrades to address hardware obsolescence and to restore operating system performance at each treatment plant. The project costs \$565,312.50 and will be completed through W. M. Lyles, Co.

Overview

Staff solicited quotes to replace SOCWA's SCADA servers. This is because the SCADA servers are recommended for replacement every 5 to 10 years or when equipment becomes obsolete. The SCADA servers were last replaced in 2015 for JBL/CTP and in 2016 for RTP. The existing SOCWA SCADA servers are starting to experience hard drive failures, but they have not affected functionality to date. The existing hardware does not support the latest version of the WIN911 (alarm callout software), which will also be upgraded with this project. The existing CISCO switches have been identified as obsolete and no longer supported. Finally, the manufacturer recommends upgrading the existing VM software.

Thus, the recommended upgrades are listed below to maintain functionality and the existing high level of cybersecurity.

The SCADA infrastructure upgrade project will include the following elements for each site:

- SCADA Server Hypervisor with OS licenses
- SCADA Historian Hypervisor with OS licenses
- QNAP Network Attached Storage Devices
- New Hard Drives
- New Voice Modem for Alarm Dialers
- VMWare Essential – Software Packages
- New Cisco High-Performance Switch and Associated Cables
- WIN911 Software Update
- Project Management, Onsite Installation, and Server Programming Services

///

W. M. Lyles, Co. and Tesco Controls provided quotes to SCOWA. Jego Systems decline to quote the project. The quoted prices were as follows:

W. M. Lyles, Co.	\$565,312.50
Tesco Controls	\$683,700.00
Jego Systems	Declined to quote

The best value offer for SOCWA is \$565,312.50 from W. M. Lyles, Co. Staff also requests a contract contingency of \$28,266 (5% of the contract) for unknown issues or conditions found during the onsite installation process. Contingency use will be applied to the Project Committee where the expenses occur.

Cost Allocation

Project Committee 2 (32243C)

Agency	Common Allocations	Project Allocations
MNWD	22.35%	\$42,115.78
SCWD	24.42%	\$46,016.44
SMWD	53.23%	\$100,305.28
Subtotal	100.00%	\$188,437.50

Project Committee 15 (35249L)

Agency	Liquids Allocations	Project Allocations
CLB	37.91%	\$71,436.66
EBSB	2.99%	\$5,634.28
MNWD	29.25%	\$55,117.97
SCWD	29.85%	\$56,248.59
Subtotal	100.00%	\$188,437.50

Project Committee 17 (37243C)

Agency	Common Allocations	Project Allocations
CLB	6.27%	\$11,815.03
EBSB	0.33%	\$621.84
ETWD	10.26%	\$19,333.69
MNWD	78.13%	\$147,226.22
SCWD	5.01%	\$9,440.72
Subtotal	100.00%	\$188,437.50

///

///

///

///

///

Total Project

Agency	Project Allocations
CLB	\$83,251.69
EBSB	\$6,256.12
ETWD	\$19,333.69
MNWD	\$244,459.97
SCWD	\$111,705.75
SMWD	\$100,305.28
Totals	\$565,312.50

The FY23/24 budgets for Projects 32243C, 35249L, and 37243C are \$200,000 each for a total of \$600,000.

Prior Related Project Committee or Board Action(s)

None.

Recommended Action: Staff recommends that the PC 2, 15, and 17 Boards of Directors i) award a contract to W. M. Lyles, Co. for purchasing and installing replacement SCADA servers at each of the three treatment plants at the cost of \$565,312.50, and ii) authorize a contract contingency of \$28,266 (5% of the contract).

Agenda Item

7.D.

Budgeted: Yes
Budget amount: \$685,000 Small Cap
Line Item: 02-1580-00-02-00 (2224-035)
Legal Counsel Review: No
Meeting Date: May 2, 2024

TO: Board of Directors

FROM: Jim Burror, Acting General Manager/Director of Operations

SUBJECT: J.B. Latham (JBL) Cogen Engine Controller Panel Upgrade and Installation [Project Committee 2]

Summary

This agenda item provides a recommendation for the PC 2 Board to award the purchase and installation of an upgraded controller for the JBL Jenbacher Cogen Engine. The quote from Northeastern/Western Energy to upgrade the Di.ane XT3 to a Di.ane XT4 is \$46,047.86, plus tax, shipping, and applicable fees to be determined at the time of shipping. Northeastern/Western Energy is the only authorized representative for Jenbacher in California.

Staff is also requesting a \$5,000 contingency to cover unforeseen installation issues.

Discussion/Analysis

The production of the Di.ane XT3 was discontinued in 2017. Parts and services have been available to SOCWA since 2017. However, Northeastern/Western Energy now recommends upgrading the controller to the Di.ane XT4 to ensure continuous operations and support going forward. The Cogen engine cannot run without the Di.ane controller. This includes controlling the support systems that ensure compliance with SCAQMD regulations.

The equipment has a lead time of 20 to 22 weeks. A project on the Cogen Engine at RTP recently replaced the XT3 with an XT4 as part of a larger project to allow the engine to run during power outages. This project was awarded by the PC17 Board in 2023.

The project is anticipated to exceed the Acting General Manager's authority of \$50,000 when tax, shipping, and applicable fees are determined at the time of shipping and require Board approval.

Fiscal Impact

This project is located in the solids area of JBL. Therefore, the costs will be allocated using the solids ownership allocations for JBL under the small capital program. Table 1 shows the cost allocation by member agency.

Table 1 – Cost Allocation

Member Agency	Solids Allocation	Cost
MNWD	21.62%	\$9,955.55
SCWD	20.00%	\$9,209.57
SMWD	58.38%	\$26,882.74
Total	100.00%	\$46,047.86

The actual supplemental charges, shipping, and fees will be added to the allocated costs using the solids ownership percentages shown above when the invoice is received.

Recommended Action: Staff recommends that the PC 2 Board of Directors i) award a contract to Northeastern/Western Energy in the amount of \$47,047.86, plus actual shipping costs, fees, and tax to be determined at the time of shipping for the purchase and installation of a Di.ane XT4 Controller, and ii) establish a project contingency of \$5.000.

Agenda Item

7.E.

Budgeted: Yes
Budget amount: \$1,040,000
Line Item: PC2, 15 &17 Lines 5007
Legal Counsel Review: No
Meeting Date: May 2, 2024

TO: Board of Directors

FROM: Jim Burror, Acting General Manager/Director of Operations

STAFF CONTACT: Jeanette Cotinola, Procurement/Contracts Manager

SUBJECT: Contract Award to Polydyne, Inc. for Polymer
[Project Committees 2, 15, and 17]

Summary

The Polymer chemical contract with Polydyne, Inc. is expiring on 6-1-2024. This chemical is necessary for separating water from solids during solids processing in the wastewater treatment process. SOCWA staff has solicited a replacement vendor through a Request for Quote (RFQ) process.

The RFQ process has concluded, and the Board is being requested to approve a 1-year contract with Polydyne, Inc. for Polymer, with up to four (4) annual renewals.

Discussion/Analysis

SOCWA initiated an RFQ to solicit new potential vendors to provide Polymer for SOCWA and its Member Agencies.

Request for Proposals

The following is the schedule for the solicitation of a new Polymer contract:

<u>Date</u>	<u>Task/Work Item</u>
1-Apr-24	RFP Released
22-Apr-24	Received Proposals
22-Apr-24	Reviewed Proposals
2-May-24	Board Meeting to consider a contract award
1-Jun-24	Anticipated contract start date

///

///

RFQ Process Results and Outcomes

The RFQ process involved contacting the known vendors in the area that responded to recent requests for Polymer proposals in Southern California. Each company was contacted to determine the appropriate staff person to receive notification of the upcoming RFQ. Three (3) vendors were contacted and provided with SOCWA’s information needed to provide a quote to SOCWA.

Non-Compliant Proposals (Phase 1) Review Results

Two (2) quotes were provided and determined to be compliant. One vendor declined to propose.

Quote Review

The proposals were rated with a maximum score of 30.

Polydyne Inc. = 25
 Solenis = 20

Price Submittal

Product	Package	Polydyne (\$/lbs)	Solenis (\$/lbs)
DAFT Polymer	Full Bulk (>30,000 lb)	\$0.28	\$1.65 to \$1.75
DAFT Polymer	Full Bulk (<30,000 lb)	\$0.28	\$1.65 to \$1.75
DAFT Polymer	450 lb. drum	\$2.22	\$1.65 to \$1.75
DAFT Polymer	Tote (2,300 lbs.) or 450 lb Drum	\$0.64	\$1.65 to \$1.75
Centrifuge Polymer	Bulk (>40,000 lbs.)	\$1.80	\$1.55 to \$1.72
Centrifuge Polymer	Bulk (<40,000 lbs.)	\$1.92	\$1.55 to \$1.72

The proposal evaluation used the proposed pricing and the actual deliveries and usage from CY 2023. The estimated annual cost of using Polydyne is \$1,758,650.88. The estimated annual cost of using Solenis is \$2,372,920.13.

Contracts Fees Comparison

The offered prices for Polymer are as follows:

///
 ///
 ///
 ///

Product	Package	Delivered Price (per lb)	Increase
LA-2911	Full Bulk (>30,000 lb)	\$0.28	0%
LA-2911	Full Bulk (<30,000 lb)	\$0.28	0%
C-2005	450 lb. drum	\$1.48	0%
C-2005	Full Bulk (17,000 lb)	\$0.62	0%
C-1005	Full Bulk (17,000 lb)	\$0.59	0%
C-1005	Tote (2,300 lbs.)	\$0.66	0%
C-1000	Tote (2,300 lbs.)	\$0.64	0%
SC-122CM	Tote (2,300 lbs.) or 450 lb Drum	\$1.48	0%
S-469, C-4450, C6260, WE-952 WE-1476 WE1695	Bulk (>40,000 lbs.)	\$1.80	0%
S-469, C-4450, C6260, WE-952 WE-1476 WE1695	Bulk (<40,000 lbs.)	\$1.92	0%
WE-1731 and WE-2002	Tote (2,300 lbs.) or 450 lb Drum	\$1.33	0%
C-6260 and WE-1748 and WE-2002	Tote (2,300 lbs.) or 450 lb Drum	\$1.86	0%
C-9455 and C-9258	Tote (2,300 lbs.) or 450 lb Drum	\$1.80	0%
C-6260	450 lb Drum	\$2.22	0%

The polymer market has stabilized since the chemical was last bid.

This new pricing will be fixed for the 1-year term of the contract. The remaining four (4) optional annual extensions will be negotiated at the expiration of each term. Staff requests a continuation of the practice to authorize the General Manager to initiate the subsequent renewals with an increase of less than 10% for chemical contracts.

Prior Related Project Committee or Board Action(s)

Starting in 2022, the Board has authorized the General Manager to initiate the subsequent renewals with an increase of 10% or less for chemical contracts when awarding chemical contracts.

Fiscal Impact

The proposed pricing will help mitigate increased Polymer usage associated with newly installed Polymer dosing equipment.

Recommended Action: Staff recommends the Board i) award a contract to Polydyne, Inc. for Polymer, at the rates shown above for a 1-year term plus applicable fees and taxes, with up to four (4) annual renewals, and ii) authorize the General Manager to initiate the subsequent renewals with an increase of 10% or less.

Agenda Item

7.H.

Board of Directors Meeting

Meeting Date: May 2, 2024

TO: Board of Directors
FROM: Jim Burror, Acting General Manager/Director of Operations
SUBJECT: Acting General Manager's Status Report

ADMINISTRATION

Member Agency Requests

The General Manager is directed, as of the May 10, 2022, Executive Committee Meeting, to include a summary of Member Agency Requests in the GM Report. The following requests of SOCWA staff have been received and responded to:

- SMWD made one request for data and engineering plans for JBL regarding their proposed AWT project.
- The City of Laguna Beach (Director Bob Whalen, Mayor Pro Tem Alex Rounaghi, Alternative Director Gavin Curren, and Alternative Director Mark McAvoy) toured the Coastal Treatment Plant.
- MNWD met with SOCWA staff regarding SOCWA's request for an additional staff person in the Environmental Compliance Department for FY 2024-25.

ENVIRONMENTAL COMPLIANCE/ OPERATIONS/ENGINEERING

Ocean Outfall Ballast Repairs

The capital project to rehabilitate the San Juan Creek Ocean Outfall ballast was completed on 4/19/2024. Work on the Aliso Creek Ocean Outfall commenced on 4/22/2024 and is estimated to be completed by 5/19/2024.

Laboratory Rehabilitation Proposals Received

Staff received three proposals for rehabilitating the laboratory at the Regional Treatment Plant. Staff met with the member agencies to review and evaluate the proposals. Staff will be presenting a recommendation to an upcoming Engineering Committee meeting.

Regional Treatment Plant Cogen Upgrades Completed

O&M staff recently completed a project to upgrade the cogen system. The upgrade will allow the cogen system to start and operate during a power outage. The ability is also known as "black starting." The Board of Directors awarded this project in April of 2023 to address California's ever-increasing number of power outages. The original design of the engine did not provide for this capability.

SNMP

On April 11, 2024, the SOCWA Engineering Committee was briefed on the release of the SNMP to the public. A 30-day comment period for comments related to the SNMP is due by May 6, 2024, to Amber Boone at amberb@socwa.com. Clean Water SoCal voiced support for the SNMP at the Engineering meeting. A link to the materials for the SNMP can be found here: <https://bit.ly/SNMP2024>. It is expected that the Regional Board take up the SNMP at the September 2024 meeting for consideration.

Ocean Acidification and Hypoxia Policy Development

The second week of April provided an update from the NGO community on the [urging of State Legislators and regulators](#) to allocate \$2.8M for the development of an ocean acidification policy to advance a regulatory policy to set OAH water quality standards based solely on the ROMS-BEC findings. This request was followed by an article in the [LA Times](#) with the same line of evidence and sole findings on the output of the ROMS-BEC model from model runs completed in 1997 through 2000. We are requesting the source code for the ROMS model, which we have failed to obtain for the last two years. The next meeting of the National Water Research Institute's (NWRI) Independent Review Panel (IRP) will be on May 15, 2024. Please reach out to Amber Boone at amberb@socwa.com for the link to the meeting or access it on the NWRI website. Comments at the meeting will be provided with the following trends for the development of the best available science for consideration in the release of the draft IRP findings:

1. Source Code Transparency and Availability
2. Importance of Version Control
3. Comprehensive Science Review
4. Independent Verification
5. Model Output Interpretation
6. Empirical Evidence Development

Call for Research Priorities

Developing from the California Association of Sanitation Agencies (CASA) conferences in Fall 2023 and Winter 2024 is a partnership between the CASA Associate's Committee and the CASA Regulatory Workgroup to develop a list of research priorities for the industry. The groups will work with the State Water Resources Control Board (SWRCB) to support three SWRCB priorities by 2025. The groups plan on convening a Fall 2024 Summit to co-develop these research projects.